


**how to influence
the world
from your pajamas**




edit Wikipedia!
(here are the
secret rules)

**the basic process:
find a reference,
summarize it**



**make edits stick by
knowing your
audience: editors**



help yourself look legit:
make an account,
and always log in



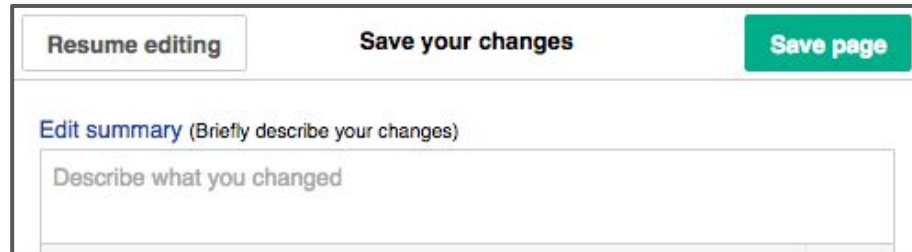
help yourself look legit:

make a user page

right away

justify your edits to fellow editors:

**when you save,
always fill out the
“Edit summary”**



The image shows a screenshot of a web form for saving changes. At the top, there are three buttons: "Resume editing" (a light gray button), "Save your changes" (a dark gray button), and "Save page" (a green button). Below these buttons is a section titled "Edit summary (Briefly describe your changes)". Underneath this title is a text input field with the placeholder text "Describe what you changed".



prove your edit to fellow editors:

when you write,

always click “Cite”

and add a reference



(easier order: try finding
a reference **before** you
write a sentence!)



justify an article's existence:

before making a new

article, gather 5ish

strong references



prove you can legally use a photo:

there are **complex rules**

for adding photos;

follow them



you too can be a frequent editor:

add articles to your

“Watchlist” and

defend articles

Use VisualEditor

edited, used, and redistributed—by anyone—



**aim to make one
improvement to an
article today**

- **make an account and always log in**
 - **make a user page right away**
- **fill out the “edit summary” for every edit**
 - **add a reference for every sentence**
 - **find 5+ refs for new articles**
 - **add photos!**
 - **aim for 1 improvement**
 - **you got this**

(more stuff if there's time)

the trick:

**you are writing for other editors
not just for general readers**

**if something about
Wikipedia is confusing,
try Googling it**