

Editor Survey 2012: Wikipedia editing experience

This report contains topline (i.e. the basic response numbers and percentages for each question), and some charts with additional analysis from the Wikimedia Foundation's 2012 editor survey, regarding users' experience editing Wikipedia.

The survey was administered from late October until November 2012 via a CentralNotice banner shown to logged-in users on Wikipedia projects in various languages and on Wikimedia Commons (see https://meta.wikimedia.org/wiki/Research:Wikipedia_Editor_Survey_2012 for more details). This report covers the first half of the survey's questionnaire, which concerned users' experience editing Wikipedia and was largely repeated from the 2011 editor surveys.

The second half of the questionnaire, covering users' satisfaction with the work of the Wikimedia Foundation, is covered in a separate topline report.

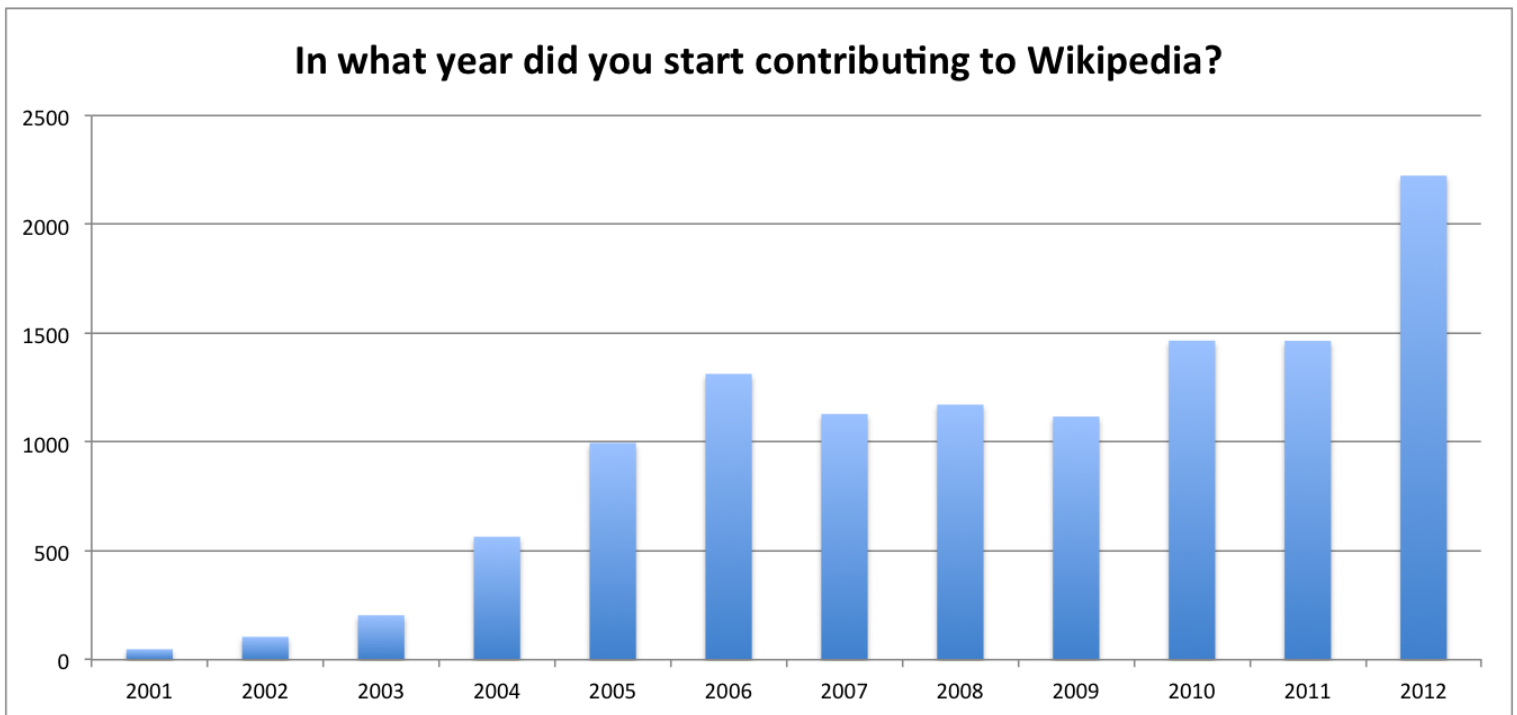
SECTION I: INTRODUCTORY QUESTIONS

Have you EVER edited Wikipedia?

#	Answer	Bar	Response	%
1	Yes		13276	95.9%
2	No		0	0.0%
3	I'm not sure		562	4.1%
	Total		13838	100.0%

For consistency with the preceding (2011) editor surveys, only respondents who clicked the survey invitation banner on Wikipedia (not on Wikimedia Commons) and answered "Yes" or "I'm not sure" to this question were considered for this half of the survey.

In what year did you start contributing to Wikipedia?



Average Value	Total Responses
2008.5	11804

In which country do you live?

#	Answer	Bar	Response	%
96	United States (us)		2162	16.6%
24	Deutschland (de)		1422	10.9%
34	France (fr)		978	7.5%
84	Россия (ru)		852	6.5%
35	United Kingdom (uk)		656	5.0%
48	Italia (it)		575	4.4%
49	日本 (ja)		553	4.2%
45	India/भारत (in)		543	4.2%
16	Canada (ca)		369	2.8%
78	Polska (pl)		360	2.8%
95	Україна (ua)		310	2.4%
19	中华人民共和国/People's Republic of China/China (cn)		277	2.1%
6	Australia (au)		267	2.0%
31	España (es)		261	2.0%
70	Nederland (nl)		218	1.7%
44	إسرائيل/יִשְׂרָאֵל (il)		182	1.4%
14	Brasil (br)		175	1.3%
86	Sverige (se)		161	1.2%
101	other		161	1.2%
4	Argentina (ar)		157	1.2%
10	België/Belgique/Belgien (be)		136	1.0%
5	Österreich (at)		126	1.0%
42	Indonesia (id)		123	0.9%
69	México (mx)		120	0.9%
17	Switzerland/Schweiz/Suisse/Svizzera/Svizra (ch)		115	0.9%
20	Colombia (co)		74	0.6%
94	中華民國/Republic of China/Taiwan (tw)		70	0.5%
30	مصر (eg)		66	0.5%
18	Chile (cl)		61	0.5%
85	العربية السعودية (sa)		60	0.5%
76	Pilipinas/Philippines (ph)		60	0.5%
73	New Zealand (nz)		59	0.5%
77	پاکستان/Pakistan (pk)		52	0.4%
89	Slovenija (sl)		51	0.4%
79	Portugal (pt)		49	0.4%
38	Ελλάδα (gr)		49	0.4%
15	Беларусь (by)		46	0.4%
43	Ireland/Éire (ie)		43	0.3%
75	Perú (pe)		43	0.3%
39	香港/Hong Kong (hk)		41	0.3%

(...)

Total Responses

13038

What is/are your primary language(s)? Please choose all that apply.

#	Answer	
61	English (en)	7046
53	Deutsch (de)	1992
72	Français (fr)	1643
210	Русский (ru)	1401
63	Español (es)	1249
110	Italiano (it)	638
112	日本語 (ja)	622
278	中文 (zh)	484
197	Polski (pl)	405
258	Українська (uk)	326
178	Nederlands (nl)	310
9	العربية (ar)	300
95	■■■■■■■■ (hi)	295
202	Português (pt)	285
94	עברית (he)	197
236	Svenska (sv)	178
8	Ænglisc (ang)	151
102	Bahasa Indonesia (id)	119
59	Ελληνικά (el)	71
27	■■■■■■■■ (bn)	69
223	Simple English (simple)	67
275	粵語 (yue)	65
239	■■■■■■■■ (ta)	65
34	Català (ca)	60
281	other	58
279	文言 (zh-classical)	56
250	Türkçe (tr)	55
67	فارسی (fa)	54
225	Slovenščina (sl)	49
259	اردو (ur)	49
208	Română (ro)	46
246	Tagalog (tl)	43
46	Česky (cs)	42
136	Latina (la)	41
62	Esperanto (eo)	41
156	■■■■■■■■ (ml)	40
52	Dansk (da)	38
159	■■■■■■■■ (mr)	37
23	Български (bg)	36
21	Беларуская (be)	34

(...)

SECTION II: PARTICIPATION AND CONTRIBUTION

The next few questions are about your participation in Wikipedia.

Which language versions of Wikipedia do you CONTRIBUTE to? Please choose all that apply.

#	Answer	
61	English (en)	7679
53	Deutsch (de)	1902
72	Français (fr)	1706
210	Русский (ru)	1260
63	Español (es)	1133
110	Italiano (it)	711
112	日本語 (ja)	597
197	Polski (pl)	417
278	中文 (zh)	406
178	Nederlands (nl)	311
258	Українська (uk)	288
202	Português (pt)	285
9	العربية (ar)	261
94	עברית (he)	182
236	Svenska (sv)	175
223	Simple English (simple)	144
102	Bahasa Indonesia (id)	106
95	हिन्दी (hi)	94
8	Ænglisc (ang)	90
34	Català (ca)	75
62	Esperanto (eo)	59
136	Latina (la)	53
52	Dansk (da)	51
59	Ελληνικά (el)	49
67	فارسی (fa)	44
225	Slovenščina (sl)	43
250	Türkçe (tr)	43
172	Norsk (bokmål) (nb)	37
46	Česky (cs)	37
208	Română (ro)	37
279	文言 (zh-classical)	36
23	Български (bg)	35
239	தமிழ் (ta)	34

Which language version of Wikipedia do you PRIMARILY CONTRIBUTE to? Please choose ONE.

















#	Answer	Bar	Response	%
x61	English (en)		3167	37.8%
x53	Deutsch (de)		992	11.8%
x72	Français (fr)		810	9.7%
x210	Русский (ru)		763	9.1%
x63	Español (es)		451	5.4%
x112	日本語 (ja)		383	4.6%
x110	Italiano (it)		339	4.0%
x197	Polski (pl)		226	2.7%
x278	中文 (zh)		217	2.6%
x178	Nederlands (nl)		124	1.5%
x202	Português (pt)		120	1.4%
x9	العربية (ar)		118	1.4%
x258	Українська (uk)		116	1.4%
x94	עברית (he)		112	1.3%
x102	Bahasa Indonesia (id)		63	0.8%
x236	Svenska (sv)		55	0.7%
x8	Ænglisc (ang)		27	0.3%
x225	Slovenščina (sl)		26	0.3%
x59	Ελληνικά (el)		17	0.2%
x67	فارسی (fa)		16	0.2%
x34	Català (ca)		12	0.1%
x223	Simple English (simple)		10	0.1%
x250	Türkçe (tr)		10	0.1%
x22	Ελληνικά (en)		10	0.1%

Which language versions of Wikipedia do you READ? Please choose all that apply.

#	Answer	
61	English (en)	10099
53	Deutsch (de)	2823
72	Français (fr)	2732
63	Español (es)	1880
210	Русский (ru)	1485
110	Italiano (it)	1121
112	日本語 (ja)	811
278	中文 (zh)	490
197	Polski (pl)	484
178	Nederlands (nl)	431
202	Português (pt)	404
258	Українська (uk)	380
9	العربية (ar)	291
236	Svenska (sv)	269
223	Simple English (simple)	249
94	עברית (he)	213
8	Ænglisc (ang)	157
279	文言 (zh-classical)	153
34	Català (ca)	137
52	Dansk (da)	131
136	Latina (la)	130
62	Esperanto (eo)	113
172	Norsk (bokmål) (nb)	111
95	हिन्दी (hi)	108
102	Bahasa Indonesia (id)	105
275	粵語 (yue)	97
59	Ελληνικά (el)	93
46	Česky (cs)	73
21	Беларуская (be)	70
126	한국어 (ko)	67
179	Norsk (nynorsk) (nn)	62
67	فارسی (fa)	61
230	Српски / Srpski (sr)	60
208	Română (ro)	59
23	Български (bg)	58
250	Türkçe (tr)	57
22	Беларуская (тарашкевіца) (be-tarask)	54
83	Hrvatski (hr)	52
4	Afrikaans (af)	51
225	Slovenščina (sl)	50

(...)

Which language version of Wikipedia do you PRIMARILY READ? Please choose ONE.

#	Answer	Bar	Response	%
x61	English (en)		3188	44.1%
x53	Deutsch (de)		814	11.2%
x72	Français (fr)		666	9.2%
x210	Русский (ru)		643	8.9%
x63	Español (es)		405	5.6%
x112	日本語 (ja)		305	4.2%
x110	Italiano (it)		275	3.8%
x278	中文 (zh)		169	2.3%
x197	Polski (pl)		148	2.0%
x258	Українська (uk)		84	1.2%
x202	Português (pt)		81	1.1%
x9	العربية (ar)		77	1.1%
x94	עברית (he)		72	1.0%
x178	Nederlands (nl)		71	1.0%
x236	Svenska (sv)		36	0.5%
x102	Bahasa Indonesia (id)		34	0.5%
x8	Ænglisc (ang)		22	0.3%
x225	Slovenščina (sl)		19	0.3%
x34	Català (ca)		12	0.2%
x67	فارسی (fa)		10	0.1%
x59	Ελληνικά (el)		9	0.1%
x250	Türkçe (tr)		7	0.1%
x95	■■■■■■■ (hi)		6	0.1%
x172	Norsk (bokmål) (nb)		5	0.1%
x99	Magyar (hu)		5	0.1%
x281	other		5	0.1%
x223	Simple English (simple)		4	0.1%
x27	■■■■■■■ (bn)		4	0.1%
x46	Česky (cs)		4	0.1%

We are interested in finding out more about your recent participation in Wikipedia and the Wikipedia community. For each activity, please indicate how often you have participated in the following activities in the last 30 days.

#	Question	Not at all	Seldom	Sometimes	Often	Very often	Response	Average Value
1	I write new articles.	38.8%	20.2%	21.7%	11.3%	7.9%	11713	2.3
2	I add content to existing articles.	14.3%	16.7%	30.3%	22.2%	16.5%	11793	3.1
3	I fix formatting, spelling/grammar, or make other minor edits to articles	13.3%	14.7%	29.3%	23.3%	19.3%	11750	3.2
4	I do translation work.	57.1%	17.7%	13.6%	6.2%	5.4%	11586	1.9
5	I patrol for vandalism, copyright violations, or other problems with articles.	45.7%	19.0%	17.8%	10.0%	7.5%	11586	2.1
6	I answer readers' questions and complaints.	65.9%	16.2%	10.7%	4.5%	2.7%	11566	1.6
7	I resolve disputes among volunteers (e.g. mediation, arbitration).	81.2%	10.9%	5.1%	1.5%	1.2%	11507	1.3
8	I organize or help to organize events, workshops, meet-ups, or the annual Wikimania conferences.	90.9%	3.9%	2.3%	1.5%	1.4%	11536	1.2
9	I do public outreach or advocacy outside the Wikipedia community.	68.2%	12.0%	9.9%	5.5%	4.4%	11528	1.7
10	I do technical work such as maintaining servers or software.	92.5%	3.1%	1.9%	1.1%	1.3%	11517	1.2
11	I participate in chapter work.	83.9%	6.9%	4.8%	2.2%	2.3%	11451	1.3
12	I participate in discussions about articles.	38.9%	25.5%	22.1%	9.2%	4.2%	11644	2.1
13	I develop or maintain policies, guidelines and similar community processes.	77.1%	11.2%	6.6%	2.8%	2.2%	11519	1.4

Below is a similar list of activities. Please indicate how often you have participated in the following activities in the last 30 days.

#	Question	Not at all	Seldom	Sometimes	Often	Very often	Response	Average Value
1	I upload or edit media, images, maps, etc.	54.3%	16.5%	16.2%	7.5%	5.5%	11680	1.9
2	I conduct quality review and assess articles for featured article selection.	75.0%	11.6%	7.8%	3.3%	2.3%	11593	1.5
3	I participate in deletion processes such as speedy deletion, proposed deletion and articles for deletion discussion.	68.5%	14.6%	9.7%	4.0%	3.1%	11595	1.6
4	I work on the help desk or do other work to welcome new editors.	83.6%	7.9%	5.1%	1.9%	1.5%	11549	1.3
5	Other, please specify:	81.1%	2.5%	4.4%	4.1%	7.8%	4937	1.6

Other, please specify:

занимаюсь категоризацией

patrolling of grammar&language

In The News

Conduct reviews on featured pictures

Rien désolé

(free-form responses; see separate dataset)

On a scale from 0 to 10, how likely is it that you would recommend editing Wikipedia as an activity to a friend or colleague?

	0	1	2	3	4	5	6	7	8	9	10	Total
	503	691	741	790	648	1231	1091	1545	1486	915	1616	11257
	4.5%	6.1%	6.6%	7.0%	5.8%	10.9%	9.7%	13.7%	13.2%	8.1%	14.4%	100.0%

(NPS: -0.28)

If you think back to half a year ago:

#	Question	More	Less	Same	Response
1	Did you witness more or less conflict in the community than today?	14.9%	18.7%	66.4%	8262
2	Did you feel more or less motivated to contribute to Wikipedia than today?	28.2%	19.7%	52.1%	8474
3	Were you more or less active on Wikipedia compared to now?	33.5%	25.8%	40.7%	8484

**Why did you become less active on Wikipedia? Please choose all that apply.
(only asked of respondents who said they had been more active half a year ago)**

#	Answer	Bar	Response	%
1	I don't have time.		1412	52.9%
2	I spend more time on other online activities like Facebook, blogging, Twitter etc.		674	25.2%
3	I spend more time on other offline activities like reading, spending time with my family and friends etc.		1142	42.8%
4	It is a waste of my time since my edits will be reverted or deleted.		431	16.1%
5	I think I don't have enough expertise to contribute.		407	15.2%
6	Other people are doing it, so I don't have to do it.		210	7.9%
7	I don't want to edit the work of other editors.		94	3.5%
8	I am happy to read, and I don't feel the need to contribute.		327	12.2%
9	I choose not to spend my time editing.		377	14.1%
10	I don't edit because of conflicts with other editors.		548	20.5%
11	The rules and guidelines for editing have become too complicated.		625	23.4%
12	There isn't enough interaction or communication with other editors.		342	12.8%
13	I keep getting warnings and other kinds of discouraging notifications.		301	11.3%
14	I spend more time on school and/or academic work.		1001	37.5%
15	I don't think it needs more content.		89	3.3%
16	Other, please specify:		600	22.5%
	Total		8580	100.0%

Other, please specify:

Wikipedia konvergerar från usel till dålig gällande filosofi och religion, och sedan stannar konvergensen upp. Då känns det som om Wikipedia är irrelevant för mina behov.





regole per partecipare a referendum, votazione degli amministratori poco chiare

Collaboro con Wikisource



Editors often show a more or less mindless adherence to what they perceive as rules. in conflict with the intent and (see separate dataset)

SECTION III: TECHNOLOGY USE

Which of the following electronic devices do you own?

#	Answer	Bar	Response	%
1	A desktop PC, laptop computer or netbook		11526	97.7%
3	A tablet device such as an iPad or a Samsung Galaxy Tab		2687	22.8%
4	A mobile phone (cellphone)		9078	76.9%
6	None of the above		111	0.9%
	Total		23402	100.0%









Do you own a smart phone such as an iPhone, Android, or Blackberry?

#	Answer	Bar	Response	%
1	Yes		5351	59.2%
2	No		3689	40.8%
	Total		9040	100.0%




SECTION IV: WIKIPEDIA COMMUNITY

These next questions are about your interactions with other Wikipedia editors and your experiences as a member of the Wikipedia community.

We are interested in finding out how you would describe fellow editors. Below is a list of words to describe editors within the Wikipedia community. Please choose the TOP TWO words that describe Wikipedia editors. Please select two.

#	Answer	Bar	Response	%
1	Helpful		4109	37.7%
2	Friendly		2961	27.1%
3	Collaborative		5328	48.8%
4	Rude		719	6.6%
5	Unfriendly		1310	12.0%
6	Intelligent		4447	40.8%
7	Dumb		517	4.7%
8	Arrogant		2427	22.2%
	Total		21818	100.0%






If you had to choose, which of these would you agree with:

#	Answer	Bar	Response	%
1	The feedback from other editors through reverts, discussions, etc. has helped me become a better editor.		5258	47.0%
2	The feedback from other editors through reverts, discussions, etc. has been a bad experience for me.		1928	17.2%
3	Neither		4012	35.8%
	Total		11198	100.0%











Have you asked fellow editors for help on any of the following topics?

#	Question	Yes	No	Response
1	Editorial policy	30.5%	69.5%	10997
2	Technical help, including wiki markup, multimedia etc.	32.9%	67.1%	11006
3	Asking others to edit an article that you are working on or interested in	33.3%	66.7%	10987
4	Reference related questions	28.1%	71.9%	10927
5	Content related questions	38.4%	61.6%	10986

Thinking about the last time you asked a fellow editor for help, how happy were you with the help you received?

#	Answer	Bar	Response	%
1	Extremely happy		833	13.4%
2	Very happy		2778	44.8%
3	Neither happy nor unhappy		2144	34.6%
4	Very unhappy		280	4.5%
5	Extremely unhappy		160	2.6%
	Total		6195	100.0%

Below, we list some problems that have been identified with Wikimedia culture. Which of them are the most important problems that have affected you personally, making it harder for you to edit? Please pick UP TO THREE of them.

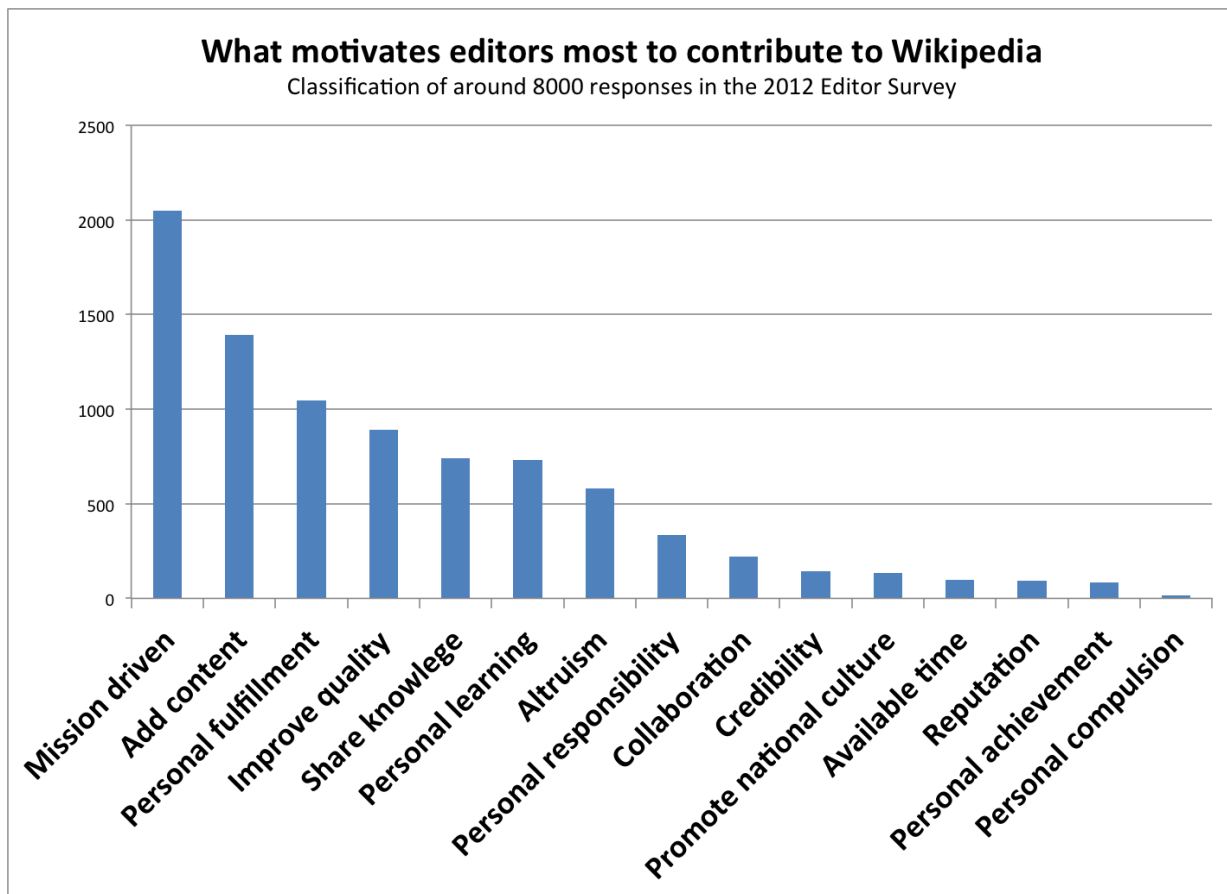
#	Answer	Bar	Response	%
1	Too many rules and policies		3008	31.8%
2	Editors who feel like they "own" specific articles and don't want others to contribute to them		3801	40.2%
3	The editing interface is hard to use		2271	24.0%
4	Editors who are not fun to work with		2231	23.6%
5	The software for doing maintenance tasks (such as patrolling and fighting vandalism or spam) is too hard to use		978	10.3%
6	Lack of support from other editors		1729	18.3%
7	Lack of access to research materials like scholarly articles and books		2637	27.9%
8	Criticism of you and your work, including reverts and deletions		2605	27.6%
9	Warning messages on your talk page		1037	11.0%
10	Harassment by other editors		1022	10.8%

Below is a list of levels of impressions editors may get from their experience with Wikipedia. Please select ALL that apply.

#	Answer	Bar	Response	%
1	I understand what is expected from me		3842	40.0%
2	I am provided with the tools and materials I need to work well		3533	36.8%
3	I have the opportunity to do what I do best		4687	48.8%
4	Someone cares about me as a person		1188	12.4%
5	I feel my opinion counts		3613	37.6%
6	The mission of Wikipedia makes me feel that my work is important		6063	63.1%
7	My fellow volunteers are committed to doing quality work		3831	39.9%
8	There is somebody in the Wikipedia community who seems committed to helping me do good work		2345	24.4%
9	The decisions I have made as part of the community feel fair		3041	31.6%
10	I would recommend a friend to get involved in Wikipedia		5229	54.4%

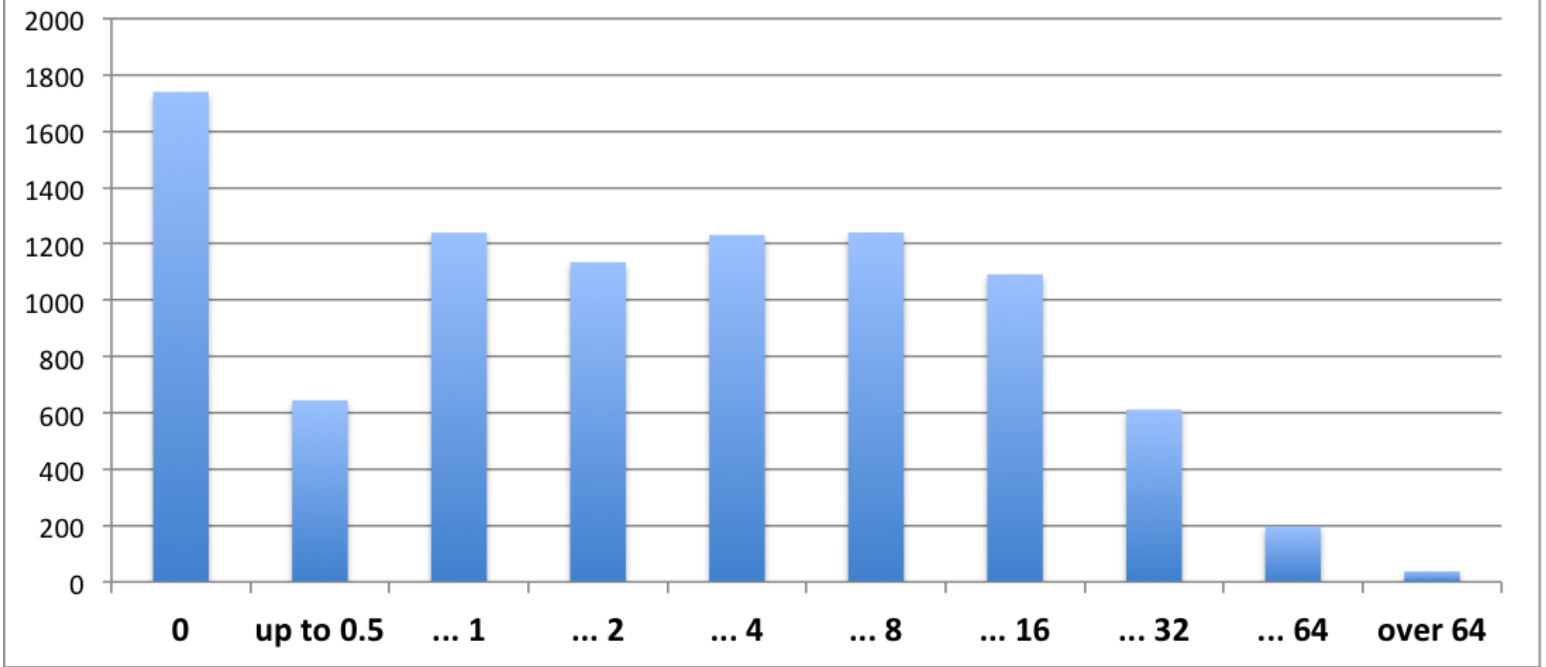
If you had to name one thing that motivates you most to contribute to Wikipedia, what would it be?

(see separate dataset and [analysis](#))



How much time have you spent contributing to Wikipedia during the last seven days (approximately)?

Time spent contributing last week (hours)

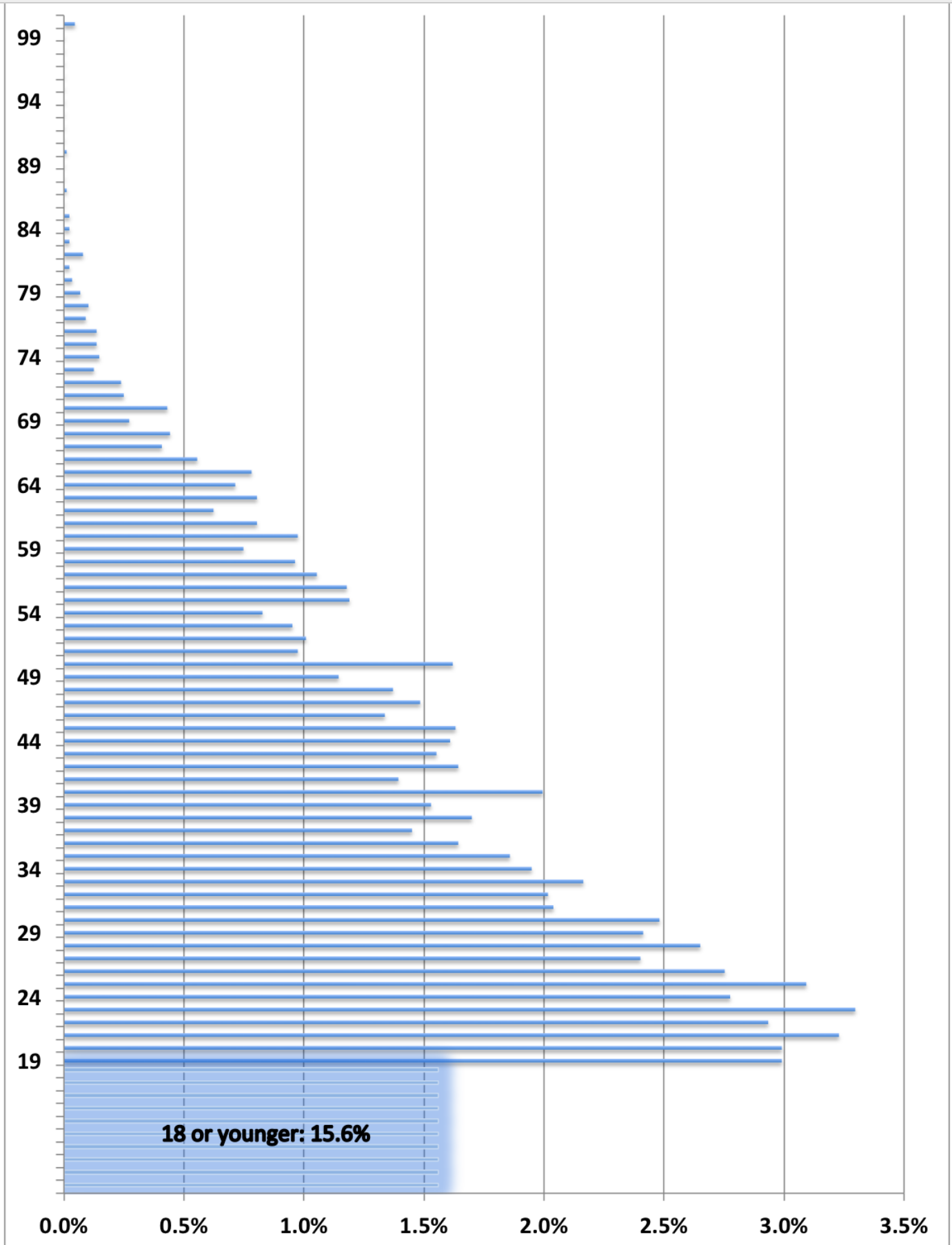


Responses: 9173
Average: 5.8 hours
Median: 2 hours

SECTION VI: DEMOGRAPHICS






Before we finish, we would like you to answer some questions about yourself.

How old are you? (years)





Total responses: 8827
Median age: 31 years




What is the highest level of education you have completed?

#	Answer	Bar	Response	%
1	Primary education (elementary, primary, middle school or junior high school, etc.)		820	9.1%
2	Secondary education (high school, A-levels, apprenticeship, etc.)		2244	24.8%
3	Tertiary education undergraduate (diploma, associate's degree, bachelor's degree)		2658	29.4%
4	Graduate education (master's)		2403	26.6%
5	Graduate education (doctorate)		909	10.1%
	Total		9034	100.0%




Are you currently enrolled in school or university?

#	Answer	Bar	Response	%
1	Yes		3482	38.5%
2	No		5555	61.5%
	Total		9037	100.0%



Are you employed?

#	Answer	Bar	Response	%
1	Yes, I am working full-time.		3968	44.2%
2	Yes, I am working part-time.		1395	15.5%
3	No, I am not currently employed.		3623	40.3%
	Total		8986	100.0%




Are you married, do you have a partner, or are you single?

#	Answer	Bar	Response	%
1	I am married.		2453	27.5%
2	I have a partner, but I am not married.		1556	17.4%
3	I am single.		4922	55.1%
	Total		8931	100.0%

Do you have children?

#	Answer	Bar	Response	%
1	Yes, I have children.		2341	26.2%
2	No, I don't have children.		6594	73.8%
	Total		8935	100.0%

What is your gender?

#	Answer	Bar	Response	%
1	Male		7788	86.3%
2	Female		894	9.9%
3	Transsexual		12	0.1%
4	Transgender		22	0.2%
5	Prefer not to say		304	3.4%
	Total		9020	100.0%

See <https://blog.wikimedia.org/2015/04/30/how-many-women-edit-wikipedia/> for more detail on the gender results from this survey.

Project
(The Wikipedia project site where the user took the survey, automatically generated)

Value	Total
enwiki	5922
dewiki	1637
frwiki	1221
ruwiki	1171
eswiki	780
itwiki	565
jawiki	554
plwiki	349
zhwiki	317
nlwiki	237
arwiki	208
ukwiki	185
hewiki	171
ptwiki	152
svwiki	122
simplewiki	118
idwiki	86
elwiki	4
hiwiki	4
nowiki	3
orwiki	3
fawiki	2
bgwiki	2
hrwiki	2
cswiki	2
cawiki	2
urwiki	1
slwiki	1
diqwiki	1
hywiki	1
ttwiki	1
papwiki	1
nsowiki	1
etwiki	1
kowiki	1
csbwiki	1
fiwiki	1
trwiki	1
hsbwiki	1
mywiki	1

Admin status*(whether or not the account that received the survey invitation had administrator status, automatically generated)*

Value	Total
no	13521
yes	318