

Official Results Book
**BEACH
HANDBALL**

**BUENOS
AIRES
2018**



Feel the *future*



Version History

VERSION	DATE	CREATED BY	COMMENTS
V 1.0	13/10/2018	Brenda Blake	First Version



TABLE OF CONTENTS

- Version History
- Table of Contents
- Competition Format and Rules
- Medallists by Event
- Men
 - Medallists
 - Team Roster
 - Argentina (ARG)
 - Chinese Taipei (TPE)
 - Croatia (CRO)
 - Hungary (HUN)
 - Italy (ITA)
 - Mauritius (MRI)
 - Paraguay (PAR)
 - Portugal (POR)
 - Spain (ESP)
 - Thailand (THA)
 - Uruguay (URU)
 - Venezuela (VEN)
 - Tournament Summary
 - Match and Referees Report and Results
 - Preliminary
 - Match 1 ESP vs THA
 - Match and Referees Report
 - Match Results
 - Match 2 VEN vs HUN
 - Match and Referees Report
 - Match Results
 - Match 3 TPE vs URU
 - Match and Referees Report
 - Match Results
 - Match 4 URU vs ESP
 - Match and Referees Report
 - Match Results

- Match 5 HUN vs TPE
 - Match and Referees Report
 - Match Results
- Match 6 THA vs VEN
 - Match and Referees Report
 - Match Results
- Match 7 VEN vs TPE
 - Match and Referees Report
 - Match Results
- Match 8 THA vs URU
 - Match and Referees Report
 - Match Results
- Match 9 ESP vs HUN
 - Match and Referees Report
 - Match Results
- Match 10 HUN vs THA
 - Match and Referees Report
 - Match Results
- Match 11 TPE vs ESP
 - Match and Referees Report
 - Match Results
- Match 12 VEN vs URU
 - Match and Referees Report
 - Match Results
- Match 13 ESP vs VEN
 - Match and Referees Report
 - Match Results
- Match 14 TPE vs THA
 - Match and Referees Report
 - Match Results
- Match 15 URU vs HUN
 - Match and Referees Report
 - Match Results
- Match 16 ITA vs PAR
 - Match and Referees Report
 - Match Results
- Match 17 ARG vs CRO
 - Match and Referees Report
 - Match Results

- Match 18 POR vs MRI
 - Match and Referees Report
 - Match Results
- Match 19 MRI vs ITA
 - Match and Referees Report
 - Match Result
- Match 20 CRO vs POR
 - Match and Referees Report
 - Match Results
- Match 21 PAR vs ARG
 - Match and Referees Report
 - Match Results
- Match 22 ARG vs POR
 - Match and Referees Report
 - Match Results
- Match 23 PAR vs MRI
 - Match and Referees Report
 - Match Results
- Match 24 ITA vs CRO
 - Match and Referees Report
 - Match Results
- Match 25 CRO vs PAR
 - Match and Referees Report
 - Match Results
- Match 26 POR vs ITA
 - Match and Referees Report
 - Match Results
- Match 27 ARG vs MRI
 - Match and Referees Report
 - Match Results
- Match 28 ITA vs ARG
 - Match and Referees Report
 - Match Results
- Match 29 POR vs PAR
 - Match and Referees Report
 - Match Results
- Match 30 MRI vs CRO
 - Match and Referees Report
 - Match Results

- **Main Round**
 - **Match 31 HUN vs POR**
 - Match and Referees Report
 - Match Results
 - **Match 32 ESP vs CRO**
 - Match and Referees Report
 - Match Results
 - **Match 33 THA vs ARG**
 - Match and Referees Report
 - Match Results
 - **Match 34 HUN vs CRO**
 - Match and Referees Report
 - Match Results
 - **Match 35 ESP vs ARG**
 - Match and Referees Report
 - Match Results
 - **Match 36 THA vs POR**
 - Match and Referees Report
 - Match Results
 - **Match 37 ESP vs POR**
 - Match and Referees Report
 - Match Results
 - **Match 38 THA vs CRO**
 - Match and Referees Report
 - Match Results
 - **Match 39 HUN vs ARG**
 - Match and Referees Report
 - Match Results
- **Consolation Round**
 - **Match 40 VEN vs PAR**
 - Match and Referees Report
 - Match Results
 - **Match 41 TPE vs MRI**
 - Match and Referees Report
 - Match Results
 - **Match 42 URU vs ITA**
 - Match and Referees Report
 - Match Results
 - **Match 43 VEN vs MRI**
 - Match and Referees Report
 - Match Results

- Match 44 TPE vs ITA
 - Match and Referees Report
 - Match Results
- Match 45 URU vs PAR
 - Match and Referees Report
 - Match Results
- Match 46 TPE vs PAR
 - Match and Referees Report
 - Match Results
- Match 47 URU vs MRI
 - Match and Referees Report
 - Match Results
- Match 48 VEN vs ITA
 - Match and Referees Report
 - Match Results
- Semifinals
 - Match 49 ARG vs POR
 - Match and Referees Reports
 - Match Results
 - Match 50 ESP vs CRO
 - Match and Referees Reports
 - Match Results
- Finals
 - Placement Match 11-12 Match 51 PAR vs MRI
 - Match and Referees Reports
 - Match Results
 - Placement Match 9-10 Match 52 TPE vs URU
 - Match and Referees Reports
 - Match Results
 - Placement Match 7-8 Match 53 VEN vs ITA
 - Match and Referees Reports
 - Match Results
 - Placement Match 5-6 Match 54 THA vs HUN
 - Match and Referees Reports
 - Match Results

BUENOS
AIRES
2018



- Bronze Medal Match 55 ARG vs CRO
 - Match and Referees Reports
 - Match Results
- Gold Medal Match 56 POR vs ESP
 - Match and Referees Reports
 - Match Results

- Women

- Medallists

- Team Roster

- American Samoa (ASA)
- Argentina (ARG)
- Chinese Taipei (TPE)
- Croatia (CRO)
- Hong Kong (HKG)
- Hungary (HUN)
- Mauritius (MRI)
- Netherlands (NED)
- Paraguay (PAR)
- Russian Federation (RUS)
- Turkey (TUR)
- Venezuela (VEN)

- Tournament Summary

- Match and Referees Report and Results

- Preliminary

- Match 1 HUN vs ASA
 - Match and Referees Report
 - Match Results
- Match 2 TPE vs RUS
 - Match and Referees Report
 - Match Results
- Match 3 CRO vs MRI
 - Match and Referees Report
 - Match Results
- Match 4 MRI vs HUN
 - Match and Referees Report
 - Match Results
- Match 5 RUS vs CRO
 - Match and Referees Report
 - Match Results

- Match 6 ASA vs TPE
 - Match and Referees Report
 - Match Results
- Match 7 TPE vs CRO
 - Match and Referees Report
 - Match Results
- Match 8 ASA vs MRI
 - Match and Referees Report
 - Match Results
- Match 9 HUN vs RUS
 - Match and Referees Report
 - Match Results
- Match 10 RUS vs ASA
 - Match and Referees Report
 - Match Results
- Match 11 CRO vs HUN
 - Match and Referees Report
 - Match Results
- Match 12 TPE vs MRI
 - Match and Referees Report
 - Match Results
- Match 13 HUN vs TPE
 - Match and Referees Report
 - Match Results
- Match 14 CRO vs ASA
 - Match and Referees Report
 - Match Results
- Match 15 MRI vs RUS
 - Match and Referees Report
 - Match Results
- Match 16 NED vs PAR
 - Match and Referees Report
 - Match Results
- Match 17 ARG vs TUR
 - Match and Referees Report
 - Match Results
- Match 18 VEN vs HKG
 - Match and Referees Report
 - Match Results

- Match 19 HKG vs NED
 - Match and Referees Report
 - Match Results
- Match 20 TUR vs VEN
 - Match and Referees Report
 - Match Results
- Match 21 PAR vs ARG
 - Match and Referees Report
 - Match Results
- Match 22 ARG vs VEN
 - Match and Referees Report
 - Match Results
- Match 23 PAR vs HKG
 - Match and Referees Report
 - Match Results
- Match 24 NED vs TUR
 - Match and Referees Report
 - Match Results
- Match 25 TUR vs PAR
 - Match and Referees Report
 - Match Results
- Match 26 VEN vs NED
 - Match and Referees Report
 - Match Results
- Match 27 ARG vs HKG
 - Match and Referees Report
 - Match Results
- Match 28 NED vs ARG
 - Match and Referees Report
 - Match Results
- Match 29 VEN vs PAR
 - Match and Referees Report
 - Match Results
- Match 30 HKG vs TUR
 - Match and Referees Report
 - Match Results
- Main Round
 - Match 31 HUN vs PAR
 - Match and Referees Report
 - Match Results

- Match 32 CRO vs ARG
 - Match and Referees Report
 - Match Results
- Match 33 TPE vs NED
 - Match and Referees Report
 - Match Results
- Match 34 HUN vs ARG
 - Match and Referees Report
 - Match Results
- Match 35 CRO vs NED
 - Match and Referees Report
 - Match Results
- Match 36 TPE vs PAR
 - Match and Referees Report
 - Match Results
- Match 37 CRO vs PAR
 - Match and Referees Report
 - Match Results
- Match 38 TPE vs ARG
 - Match and Referees Report
 - Match Results
- Match 39 HUN vs NED
 - Match and Referees Report
 - Match Results
- Consolation Round
 - Match 40 RUS vs HKG
 - Match and Referees Report
 - Match Results
 - Match 41 ASA vs TUR
 - Match and Referees Report
 - Match Results
 - Match 42 MRI vs VEN
 - Match and Referees Report
 - Match Results
 - Match 43 RUS vs TUR
 - Match and Referees Report
 - Match Results
 - Match 44 ASA vs VEN
 - Match and Referees Report
 - Match Results

- Match 45 MRI vs HKG
 - Match and Referees Report
 - Match Results
- Match 46 ASA vs HKG
 - Match and Referees Report
 - Match Results
- Match 47 MRI vs TUR
 - Match and Referees Report
 - Match Results
- Match 48 RUS vs VEN
 - Match and Referees Report
 - Match Results
- Semifinals
 - Match 49 HUN vs ARG
 - Match and Referees Report
 - Match Results
 - Match 50 NED vs CRO
 - Match and Referees Report
 - Match Results
- Finals
 - Placement Match 11-12 Match 51 ASA vs MRI
 - Match and Referees Report
 - Match Results
 - Placement Match 9-10 Match 52 TUR vs HKG
 - Match and Referees Report
 - Match Results
 - Placement Match 7-8 Match 53 RUS vs VEN
 - Match and Referees Report
 - Match Results
 - Placement Match 5-6 Match 54 TPE vs PAR
 - Match and Referees Report
 - Match Results
 - Bronze Medal Match 55 HUN vs NED
 - Match and Referees Report
 - Match Results

- Gold Medal Match 56 ARG vs CRO
 - Match and Referees Report
 - Match Results
- Official Communication
- Competition Officials



Competition Format and Rules

Formato y reglas de la competencia / Format et règles de compétition

As of SAT 17 SEP 2018

Youth Olympic Competition Format

The Beach Handball competition at the Summer Youth Olympic Games Buenos Aires 2018 consists of Men's and Women's events. Both events have the same format and rules. In the preliminary round (group matches) there are two groups of six teams. The top three teams from each group advance to the main round group, while the bottom three teams from each group play in the consolation round group. Match results from the preliminary round against teams playing in the same group are carried forward to the main and consolation rounds. In the main and consolation rounds, teams will only play matches against the three teams who have advanced from the other preliminary round group. The top four teams in the main round group proceed to the semifinals, while the bottom two teams play in the placement match 5-6. The teams from the consolation round group play placement matches 7-8, 9-10 and 11-12 based on their ranking in the consolation round group. The semifinal winners play in the gold medal match, and the semifinal losers play in the bronze medal match.

Differences between the U17 Beach Handball World Championship and the Summer Youth Olympic Games

The U17 Beach Handball World Championship has a different format than the Youth Olympic Games. Both the men's and women's competitions are 16 team competitions (four groups of four teams) and each team consists of 10 players.

Changes since the Summer Youth Olympic Games Nanjing 2014

The Handball discipline with two events (Men and Women) has been removed from the programme. A new discipline Beach Handball with two events (Men and Women) has been introduced.

Sport Rules and Procedures

Age categories

Only athletes aged from 16 to 18 on 31 December in the year of the competition (born between 1 January 2000 and 31 December 2002) may compete.

Match Description

- Each team consists of nine players. No more than four players (three court players and one goalkeeper) may be present on the court at any time. The remaining players are substitutes.
- Substitutes may repeatedly enter the match at any time without notifying officials, as long as the players they are replacing have already left the court
- The court dimensions must be 27 metres in length by 12 metres in width. The playing surface must be composed of levelled sand.
- The court players must not enter the goal area (6 metres in front of the goal)
- The goalkeeper is entitled to act as a court player.
- The playing time is two periods of 10 minutes, with a five-minute break between periods
- Two referees lead the match
- Teams attempt to gain the highest number of goal points to win the period. If the score is even at the end of a period, the "Golden Goal" method is used, i.e. the winner is the team that scores the first goal
- Each period is scored separately. The winner of a period is awarded one point. If both periods are won by the same team, this team is the winner, with the score 2-0. If each team wins a period, the result is a tie. As there must always be a winner, the "Shoot-out" is used. Five players who are eligible to play, take throws alternating with the opposing team. If a goalkeeper is one of the throwers, he counts as a court player when he takes his throw. The winner is the team that has scored more goal points after five throws. If the outcome has not been decided after the first round, the "Shoot-out" is continued, with a change of ends. Five players who are eligible to play, take throws alternatively with the opposing team. Now the other team goes first. In this round, and any subsequent round, the match is decided as soon as one team takes the lead after an equal number of attempts by each team.



Classification and Tie Break Rules

- Preliminary, main and consolation rounds, group ranking:

The preliminary round is played in groups. The matches shall be evaluated as follows:

- Each match won = two (2) classification points
- Each match lost = zero (0) classification points

Teams are ranked according to the total number of classification points gained.

During the preliminary, main or consolation round, the teams will be ranked according to the following criteria:

- (a) Total number of classification points gained
- (b) Period difference in all matches
- (c) Greater number of goal points in all matches

If still tied, all tied teams will share the same rank.

If two or more teams are tied on classification points at the end of the preliminary, main or consolation round, ties will be broken as follows:

- (a) Results in classification points between the teams concerned
- (b) Period difference in the matches between the teams concerned
- (c) Greater number of periods in which a team outscored the opposing team in the matches between the teams concerned
- (d) Goal point difference in the matches between the teams concerned
- (e) Greater number of goal points in the matches between the teams concerned

If ties remain, they will be broken as follows:

- (a) Period difference in all matches
- (b) Greater number of periods in all matches
- (c) Goal point difference in all matches
- (d) Greater number of goal points in all matches

If the teams remain tied, a draw will decide. The IHF representative on site will execute the draw, if possible in the presence of the responsible team officials.

Punishments / Disqualification Rules

The players and team officials are punished during a match according to the rules of the game and IHF regulations. A player, a team official or a team may be disqualified from the tournament due to a breach of sport ethics, rules or by violating anti-doping regulations.

Appeals

The teams can submit appeals on decisions of the disciplinary commission to the jury of appeal.



Medallists by Event

As of SAT 13 OCT 2018

Event Name	Date	Medal	Name	NOC Code
Men	SAT 13 OCT	GOLD	3 LUIS MOSQUERA Domingo Jesus	ESP
			4 MARTINEZ RODRIGUEZ David	
			6 GONZALEZ VILLEGAS Carlos	
			7 VENEGAS RODRIGUEZ Sergio Jose	
			8 FERRE ANDREU Pau	
			9 GARCIA-CABANAS CARQUES Guillermo	
		SILVER	10 BANDERA FERNANDEZ Adrian	POR
			11 PEREZ MANZANARES Sergio	
			12 RODRIGUEZ SERRANO Pedro	
			1 BRITO Nuno	
			3 SOUSA Andre	
			5 ALMEIDA Nuno	
BRONZE	7 PAULO Rafael	ARG		
	8 SALVADOR Salvador			
	9 FERREIRA Diogo			
	11 NEVES Miguel			
	12 GONCALVES Joao			
	13 SILVA Andre			
	1 BAPTISTA Nahuel			
	2 BASUALDO Jose			
	3 DAUDINOT Francisco			
	4 DIEGUEZ Nicolas			
	6 GOUX Elian Jesus			
	7 MILLET Nicolas			
8 NOVILLO Alejo				
9 PAEZ ALARCON Tomas				
12 SANTOS Julian				



Medallists by Event

As of SAT 13 OCT 2018

Event Name	Date	Medal	Name	NOC Code
Women	SAT 13 OCT	GOLD	2 BALSAS Lucila	ARG
			3 BENEDETTI GORGA Caterina	
			5 CORIMBERTO Fiorella	
			7 AIZEN Belen	
			9 PONCE Carolina	
			10 TURNES Zoe	
		SILVER	13 BONOMI Gisella	CRO
			15 RIADIGOS Jimena	
			16 SOTO Rosario	
BRONZE	1 LOVRENCEVIC Petra	HUN		
	2 SLADIC Sasa			
	3 VOJNOVIC Nika			
	4 LUKSIC Anja Vida			
	5 BANIC Rea			
	6 TUPEK Mia			
	9 PERENCEVIC Vanja			
	10 BOSNJAK Mia			
	11 MALEC Ana			
	16 MATEFI Dalma			
26 GAJDOS Dorottya				
32 KIRALY Reka				
46 LANDI Gabriella				



Medallists

GOLD	SILVER	BRONZE
<p>ESP - Spain</p> <ul style="list-style-type: none"> 3 LUIS MOSQUERA Domingo Jesus 4 MARTINEZ RODRIGUEZ David 6 GONZALEZ VILLEGAS Carlos 7 VENEGAS RODRIGUEZ Sergio Jose 8 FERRE ANDREU Pau 9 GARCIA-CABANAS CARQUES Guillermo 10 BANDERA FERNANDEZ Adrian 11 PEREZ MANZANARES Sergio 12 RODRIGUEZ SERRANO Pedro 	<p>POR - Portugal</p> <ul style="list-style-type: none"> 1 BRITO Nuno 3 SOUSA Andre 5 ALMEIDA Nuno 7 PAULO Rafael 8 SALVADOR Salvador 9 FERREIRA Diogo 11 NEVES Miguel 12 GONCALVES Joao 13 SILVA Andre 	<p>ARG - Argentina</p> <ul style="list-style-type: none"> 1 BAPTISTA Nahuel 2 BASUALDO Jose 3 DAUDINOT Francisco 4 DIEGUEZ Nicolas 6 GOUX Elian Jesus 7 MILLET Nicolas 8 NOVILLO Alejo 9 PAEZ ALARCON Tomas 12 SANTOS Julian



Team Roster

As of SAT 6 OCT 2018

ARG - Argentina

No.	Name	Shirt Name	Position	L/R	Height m/ft in	Date of Birth	Club
1	BAPTISTA Nahuel	BAPTISTA	P/LW	R	1.89 / 6'2"	6 FEB 2000	Sol de Mayo, Viedma (ARG)
2	BASUALDO Jose	BASUALDO	P/LW	R	2.00 / 6'7"	30 NOV 2000	Juv. Antoniana, Salta (ARG)
3	DAUDINOT Francisco	DAUDINOT	LW/RW	R	1.80 / 5'11"	15 SEP 2000	Club Chajari, Entre Rios (ARG)
4	DIEGUEZ Nicolas	DIEGUEZ	RW	L	1.87 / 6'2"	26 APR 2000	Vilo, Buenos Aires (ARG)
6	GOUX Elian Jesus	GOUX	LW/SPC	R	1.98 / 6'6"	18 MAY 2001	Sedalo, Lanus (ARG)
7	MILLET Nicolas	MILLET	P/LW	R	1.88 / 6'2"	4 AUG 2000	Cef 1, Neuquen (ARG)
8	NOVILLO Alejo	NOVILLO	GK	R	1.92 / 6'4"	20 JUL 2000	Maipu Prov. Bs Az (ARG)
9	PAEZ ALARCON Tomas	PAEZ	SPC/CB	R	1.91 / 6'3"	14 DEC 2000	Dep Goliat, Viedma (ARG)
12	SANTOS Julian	SANTOS	LW/P	R	1.95 / 6'5"	10 MAR 2000	Venado Tuerto Santa Fe, Buenos Aires (ARG)
Team average					1.91 / 6'3"		

Team Uniform Colours

Team 1st

Team 2nd

Team 3rd

Goalkeeper/Specialist Uniform Colours

Goalkeeper 1st

Goalkeeper 2nd

Goalkeeper 3rd

Tank Tops

Light Blue And White

Blue

White

Yellow

Shorts

Light Blue

Officials

A ZEBALLOS Daniel (ARG)

B GRAMCKO Marcelo (ARG)

C BOIMAN Gaston (ARG)

(Coach)

(Team Official)

(Assistant Coach)

Legend:

CB	Center Back	D	Defender	GK	Goalkeeper	LW	Left Wing
No.	Uniform Number	P	Pivot	RW	Right Wing	SPC	Specialist



Team Roster

As of SUN 7 OCT 2018

TPE - Chinese Taipei

No.	Name	Shirt Name	Position	L/R	Height m/ft in	Date of Birth	Club
5	HSIEH Chihshuan	HSIEH C H	RW/SPC	L	1.79 /5'10"	27 FEB 2000	Tpe Handball Association, Taipei (TPE)
7	TING Hsihsien	DING C C	LW/P	R	1.82 /6'0"	19 MAR 2000	Tpe Handball Association, Taipei (TPE)
10	PAN Yuanjen	PAN Y J	RW/P	R	1.77 /5'10"	22 FEB 2000	Tpe Handball Association, Taipei (TPE)
11	HSU Yuchen	HSU Y C	SPC/LW	R	1.78 /5'10"	26 FEB 2000	Tpe Handball Association, Taipei (TPE)
12	CHENG Shinyen	CHENG S Y	GK	R	1.74 /5'9"	4 FEB 2000	Tpe Handball Association, Taipei (TPE)
15	WU Pengwei	WU P W	SPC/P	R	1.75 /5'9"	3 JUN 2000	Tpe Handball Association, Taipei (TPE)
17	SU Weilun	SU W L	LW/SPC	R	1.85 /6'1"	21 JAN 2000	Tpe Handball Association, Taipei (TPE)
55	CHIU Pinsheng	CHIU P S	LW/RW	R	1.82 /6'0"	3 AUG 2001	Tpe Handball Association, Taipei (TPE)
99	CHEN Guanru	CHEN G R	GK/P	R	1.86 /6'1"	20 OCT 2000	Tpe Handball Association, Taipei (TPE)
Team average					1.80 /5'11"		

Team Uniform Colours	Tank Tops	Shorts	Officials	A	KAO Chihching (TPE)	(Coach)
Team 1st	Red	Black				
Team 2nd	White					
Team 3rd	Black					
Goalkeeper/Specialist Uniform Colours						
Goalkeeper 1st	Red					
Goalkeeper 2nd						
Goalkeeper 3rd						

Legend:							
CB	Center Back	D	Defender	GK	Goalkeeper	LW	Left Wing
No.	Uniform Number	P	Pivot	RW	Right Wing	SPC	Specialist



Team Roster

As of SUN 7 OCT 2018

CRO - Croatia

No.	Name	Shirt Name	Position	L/R	Height m/ft in	Date of Birth	Club
1	KOLIC Borna	KOLIC	GK	R	1.83 / 6'0"	17 JUL 2000	Maksimir Pastela, Zagreb (CRO)
3	PALAC Ivan	PALAC	LW/P	R	1.87 / 6'2"	20 MAY 2000	Pavleki, Zagreb (CRO)
4	BRZICA Tin	BRZICA	SPC/D	R	1.82 / 6'0"	25 JUN 2001	Maksimir Pastela, Zagreb (CRO)
5	BUDIC Mateo	BUDIC	D/RW	R	1.86 / 6'1"	30 OCT 2000	Pavleki, Zagreb (CRO)
6	SUDAREVIC Bruno	SUDAREVIC	P/D	R	1.89 / 6'2"	21 AUG 2000	Maksimir Pastela, Zagreb (CRO)
7	HANCIC Ivan Antonio	HANCIC	LW/P	R	1.88 / 6'2"	18 APR 2000	Zg Dubrava, Zagreb (CRO)
9	MARUNCIC Marko	MARUNCIC	RW/D	R	2.02 / 6'8"	31 DEC 2001	Metalac, Zagreb (CRO)
11	OBRATOV Kresimir	OBRATOV	SPC/LW	R	1.80 / 5'11"	20 FEB 2000	Pavleki, Zagreb (CRO)
12	PRANJIC Marko	PRANJIC	GK	R	1.80 / 5'11"	11 MAY 2000	Sesvete, Zagreb (CRO)
Team average					1.86 / 6'1"		

Team Uniform Colours	Tank Tops	Shorts	Officials	A PARADZIK Mladen (CRO)	(Coach)
Team 1st	Red	Red	B MOCILAC Mario (CRO)	(Assistant Coach)	
Team 2nd	White				
Team 3rd	White				
Goalkeeper/Specialist Uniform Colours					
Goalkeeper 1st	White				
Goalkeeper 2nd					
Goalkeeper 3rd					

Legend:							
CB	Center Back	D	Defender	GK	Goalkeeper	LW	Left Wing
No.	Uniform Number	P	Pivot	RW	Right Wing	SPC	Specialist



Team Roster

As of FRI 5 OCT 2018

HUN - Hungary

No.	Name	Shirt Name	Position	L/R	Height m/ft in	Date of Birth	Club
1	MARCZIKA Barnabas	Marczika	GK	R	1.87 / 6'2"	9 MAY 2001	Pick Szeged, Szeged (HUN)
9	MELNICSUK Viktor	Melnicsuk	SPC	R	1.86 / 6'1"	31 AUG 2001	Eles Kezisuli, Veszprem (HUN)
18	TOTH Benedek	Toth	P	R	2.05 / 6'9"	2 FEB 2000	Eles Kezisuli, Veszprem (HUN)
20	SEPROS Bence	Sepros	GK	R	1.88 / 6'2"	7 APR 2000	Bkse, Balatonfured (HUN)
24	FENYVESI Marcell	Fenyvesi	D		1.92 / 6'4"	28 OCT 2000	Bajnok Dse Nemesvamos, Nemesvamos (HUN)
26	GUBICZA Csaba	Gubicza	LW/SPC	R	1.92 / 6'4"	22 JUN 2000	Bkse, Balatonfured (HUN)
29	HORNYAK Bence	Hornyak	RW	L	1.85 / 6'1"	23 NOV 2000	Mvm Veszprem, Veszprem (HUN)
44	SIMON Kristof	Simon	D/P	R	1.94 / 6'4"	4 APR 2000	Pler, Budapest (HUN)
88	MATUSZKA Balazs	Matuszka	LW/RW	R	1.80 / 5'11"	11 AUG 2000	Budai Farkasok, Budaors (HUN)
Team average					1.90 / 6'3"		

Team Uniform Colours

Team 1st

Team 2nd

Team 3rd

Goalkeeper/Specialist Uniform Colours

Goalkeeper 1st

Goalkeeper 2nd

Goalkeeper 3rd

Tank Tops

Red

Black

Black

Green

Shorts

Red

Officials

A PENSZKI Gergely (HUN)

(Coach)

B TUBA-KOVACS Ervin (HUN)

(Assistant Coach)

Legend:

CB Center Back
No. Uniform Number

D Defender
P Pivot

GK Goalkeeper
RW Right Wing

LW Left Wing
SPC Specialist



Team Roster

As of SAT 6 OCT 2018

ITA - Italy

No.	Name	Shirt Name	Position	L/R	Height m/ft in	Date of Birth	Club
2	FREUND Alex	ALEX	SPC	R	1.84 / 6'0"	26 FEB 2000	Ads Meran, Merano (ITA)
6	PRANTNER Max	MAX	RW	L	1.74 / 5'9"	24 JUN 2000	Ads Meran, Merano (ITA)
9	PAVANI Giovanni	GIO	GK	R	1.84 / 6'0"	3 AUG 2000	Estense Ferrara, Ferrara (ITA)
10	MITTERRUTZNER Christian	MITTE	P	R	1.86 / 6'1"	24 JAN 2001	Brixen, Bressanone (ITA)
11	CAMPESTRINI Davide	CAMPE	P	R	1.86 / 6'1"	11 JUN 2000	Ads Meran, Merano (ITA)
12	NOTARANGELO Davide	NOTA	SPC	R	1.77 / 5'10"	7 APR 2000	Pall. Noci, Noci (ITA)
13	CABRINI Giovanni	CABRO	D	R	1.92 / 6'4"	8 NOV 2000	Malo, Malo (ITA)
14	CAPUZZO Matteo	MATTEO	GK	R	1.83 / 6'0"	26 FEB 2000	Koper, Capodistria (ITA)
17	BRONZO Umberto	BRONZO	SPC	L	1.82 / 6'0"	29 DEC 2000	Fasano Junior, Fasano (ITA)

Team average 1.83

Team Uniform Colours	Tank Tops	Shorts	Officials	A MALATINO Vincenzo (ITA)	(Coach)
Team 1st	Blue	Blue	B BARDINI Massimiliano (ITA)	(Team Official)	
Team 2nd	White				
Team 3rd	White				
Goalkeeper/Specialist Uniform Colours					
Goalkeeper 1st	White				
Goalkeeper 2nd					
Goalkeeper 3rd					

Legend:							
CB	Center Back	D	Defender	GK	Goalkeeper	LW	Left Wing
No.	Uniform Number	P	Pivot	RW	Right Wing	SPC	Specialist



Team Roster

As of FRI 5 OCT 2018

MRI - Mauritius

No.	Name	Shirt Name	Position	L/R	Height m/ft in	Date of Birth	Club
1	FREDERICK Joey	Frederick	SPC/GK	R	1.69 / 5'7"	6 MAR 2001	Aspl 2000, Port Louis (MRI)
2	DADA Dary	Dada	SPC/GK	R	1.73 / 5'8"	8 MAY 2000	Aspl 2000, Port Louis (MRI)
3	REVAUD Louis Julio Rivaldo	Revaud	SPC/RW	R	1.87 / 6'2"	27 DEC 2002	Bambous, Bambous (MRI)
4	CHAN Adrien	Chan Koop Man Francis	D/LW	R	1.89 / 6'2"	25 APR 2002	Usvbbrh, Beau Bassin (MRI)
5	CLAIR Jason	Clair	LW/P	R	1.84 / 6'0"	15 SEP 2000	Aspl 2000, Port Louis (MRI)
6	MARCELIN Jean Emmanuel	Marcelin	SPC/CB	R	1.74 / 5'9"	8 JAN 2000	Bambous, Bambous (MRI)
7	THOMAS David	Thomas	P/LW	R	1.90 / 6'3"	30 APR 2000	Aspl 2000, Port Louis (MRI)
8	JOSON Michel	Joson	D/RW	L	1.90 / 6'3"	8 JUN 2000	Aspl 2000, Port Louis (MRI)
9	ROMAIN Jean	Romain	RW/SPC	L	1.98 / 6'6"	28 JUL 2000	Aspl 2000, Port Louis (MRI)
Team average					1.84		

Team Uniform Colours
Team 1st
Team 2nd
Team 3rd
Goalkeeper/Specialist Uniform Colours
Goalkeeper 1st
Goalkeeper 2nd
Goalkeeper 3rd
Tank Tops

Red

White

Red

White

Shorts

White

Officials

A RABOUD-AMOORDON Karine (MRI) (Coach)

B CARRE Martial Georges Ludovic (MRI)(Team Official)

Legend:

CB	Center Back	D	Defender	GK	Goalkeeper	LW	Left Wing
No.	Uniform Number	P	Pivot	RW	Right Wing	SPC	Specialist



Team Roster

As of WED 10 OCT 2018

PAR - Paraguay

No.	Name	Shirt Name	Position	L/R	Height m/ft in	Date of Birth	Club
2	ALDERETE Alex	ALDERETE	SPC	R	1.65 / 5'5"	12 OCT 2000	San Jose, Asunción (PAR)
5	BARRIOS VILLALBA Ariel Armando	VILLALBA	D	R	1.86 / 6'1"	1 NOV 2000	Ita, Asunción (PAR)
8	VALLEJOS Isaias	VALLEJOS	RW	R	1.65 / 5'5"	6 NOV 2000	Jose Meza, Asunción (PAR)
11	OZORIO Nelson	OZORIO	SPC	R	1.75 / 5'9"	17 DEC 2002	Olimpia, Asunción (PAR)
12	BALMACEDA Jorge	BALMACEDA JM	GK	R	1.79 / 5'10"	24 FEB 2000	Don Bosco, Asunción (PAR)
13	CACERES NETTO Marcelo Nicolas	CACERES	LW	R	1.80 / 5'11"	20 NOV 2000	Don Bosco, Asunción (PAR)
16	LLANES Carlos	LLANES	P	R	1.86 / 6'1"	13 SEP 2001	Jose Meza, Asunción (PAR)
19	FERNANDEZ Alan	FERNANDEZ	D	R	1.91 / 6'3"	12 JUL 2000	la Victoria, Asunción (PAR)
21	FIGUEROA Gabriel	FIGUEROA	D	R	1.76 / 5'9"	21 SEP 2001	Luque Handball, Asunción (PAR)
Team average					1.78 / 5'10"		

Team Uniform Colours

Team 1st

Team 2nd

Team 3rd

Goalkeeper/Specialist Uniform Colours

Goalkeeper 1st

Goalkeeper 2nd

Goalkeeper 3rd

Tank Tops

White

Yellow

Black

Black

Shorts

Blue

Officials

A VELOSO Jose (PAR)

B RUIZ DIAZ Luis (PAR)

(Coach)

(Team Official)

Legend:							
CB	Center Back	D	Defender	GK	Goalkeeper	LW	Left Wing
No.	Uniform Number	P	Pivot	RW	Right Wing	SPC	Specialist



Team Roster

As of SAT 6 OCT 2018

POR - Portugal

No.	Name	Shirt Name	Position	L/R	Height m/ft in	Date of Birth	Club
1	BRITO Nuno	BRITO	GK	R	1.82 / 6'0"	1 JUN 2000	Abc Braga, Braga (POR)
3	SOUSA Andre	SOUSA	SPC/LW	R	1.84 / 6'0"	3 MAR 2002	Fc Porto, Porto (POR)
5	ALMEIDA Nuno	ALMEIDA	D/RW	R	1.86 / 6'1"	10 FEB 2000	Fc Porto, Porto (POR)
7	PAULO Rafael	RAFAEL	RW/SPC	L	1.80 / 5'11"	21 MAR 2000	Sporting Cp, Lisboa (POR)
8	SALVADOR Salvador	SALVADOR	P/D	R	1.96 / 6'5"	29 JUL 2001	Sporting Cp, Lisboa (POR)
9	FERREIRA Diogo	DIOGO	LW/D	R	1.85 / 6'1"	17 JUN 2001	Fc Gaia, Gaia (POR)
11	NEVES Miguel	NEVES	SPC/LW	R	1.95 / 6'5"	31 OCT 2000	Aa Avanca, Avanca (POR)
12	GONCALVES Joao	JOÃO	GK	R	1.88 / 6'2"	18 OCT 2000	Cds Bernardo, Aveiro (POR)
13	SILVA Andre	SILVA	P/D	R	1.92 / 6'4"	6 MAY 2000	Fc Porto, Porto (POR)
Team average					1.88 / 6'2"		

Team Uniform Colours

Team 1st

Team 2nd

Team 3rd

Goalkeeper/Specialist Uniform Colours

Goalkeeper 1st

Goalkeeper 2nd

Goalkeeper 3rd

Tank Tops

Red

Green

Black

Black

Shorts

Black

Officials

A FELIX Paulo (POR)

B SARDO PEREIRA Pedro (POR)

C BERNARDES Mario (POR)

(Coach)

(Assistant Coach)

(Team Official)

Legend:

CB	Center Back	D	Defender	GK	Goalkeeper	LW	Left Wing
No.	Uniform Number	P	Pivot	RW	Right Wing	SPC	Specialist



Team Roster

As of SAT 6 OCT 2018

ESP - Spain

No.	Name	Shirt Name	Position	L/R	Height m/ft in	Date of Birth	Club
3	LUIS MOSQUERA Domingo Jesus	LUIS	RW	L	1.91 / 6'3"	7 DEC 2000	Teucro Potevedra, Pontevedra (ESP)
4	MARTINEZ RODRIGUEZ David	MARTINEZ	P	R	1.93 / 6'4"	3 FEB 2001	Cbm Safa, Madrid (ESP)
6	GONZALEZ VILLEGAS Carlos	GONZALEZ	P	R	1.91 / 6'3"	14 SEP 2000	Ars Palma Del Rio, Palma Del Rio (ESP)
7	VENEGAS RODRIGUEZ Sergio Jose	VENEGAS	LW	R	1.93 / 6'4"	21 APR 2001	Bm Malaga, Malaga (ESP)
8	FERRE ANDREU Pau	FERRE	D	R	1.89 / 6'2"	4 OCT 2000	Bm Granollers, Granollers (ESP)
9	GARCIA-CABANAS CARQUES Guillermo	GARCIA-CABANAS	GK	R	1.88 / 6'2"	4 MAY 2001	Cbm Safa, Madrid (ESP)
10	BANDERA FERNANDEZ Adrian	BANDERA	LW	R	1.76 / 5'9"	24 AUG 2001	Bm Olivos, Malaga (ESP)
11	PEREZ MANZANARES Sergio	PEREZ	SPC	R	1.80 / 5'11"	31 AUG 2000	Teucro Pontevedra, Pontevedra (ESP)
12	RODRIGUEZ SERRANO Pedro	RODRIGUEZ	GK	R	1.81 / 5'11"	1 DEC 2000	Cb Ss de los Reyes, Madrid (ESP)
Team average					1.87 / 6'2"		

Team Uniform Colours

Team 1st

Team 2nd

Team 3rd

Goalkeeper/Specialist Uniform Colours

Goalkeeper 1st

Goalkeeper 2nd

Goalkeeper 3rd

Tank Tops

Red

White

White

Red

Shorts

Blue

Officials

A BAGO RASCON Pedro (ESP) (Coach)

B HERNANDEZ LOPEZ Sebastian Andres (ESP)(Team Official)

C CALVILLO RODA Jose Maria (ESP) (Team Official)

Legend:

CB	Center Back	D	Defender	GK	Goalkeeper	LW	Left Wing
No.	Uniform Number	P	Pivot	RW	Right Wing	SPC	Specialist



Team Roster

As of FRI 5 OCT 2018

THA - Thailand

No.	Name	Shirt Name	Position	L/R	Height m/ft in	Date of Birth	Club
1	SEELUENG Kanokpon	S.KANOKPON	GK	R	1.87 / 6'2"	24 APR 2000	Samut Prakan, Samut Prakan Province (THA)
4	YAIMUEANG Jeerapong	Y.JEERAPONG	LW/D	R	1.84 / 6'0"	4 JAN 2000	Sisaket, Sisaket Province (THA)
6	WAENWISSET Surasak	W.SURASAK	LW/GK	R	1.77 / 5'10"	14 APR 2000	Ubon Ratchathani, Ubon Ratchathani Province (THA)
7	RUksAWONG Kittipong	R.KITTIPONG	RW	L	1.74 / 5'9"	17 NOV 2000	Samut Prakan, Samut Prakan Province (THA)
8	SRINAMKHAM Passakorn	S.PASSAKORN	RW/P	L	1.78 / 5'10"	2 SEP 2000	Bangkok, Bangkok (THA)
9	SINSUWAN Chaiwat	S.CHAIWAT	P/D	R	1.89 / 6'2"	9 JUL 2000	Samut Prakan, Samut Prakan Province (THA)
10	KANNARONG Open	K.OPEN	CB/GK	R	1.91 / 6'3"	25 JAN 2000	Bangkok, Bangkok (THA)
13	WATTHANASIRI Siriwong	W.SIRIWONG	CB/GK	R	1.56 / 5'1"	20 JAN 2000	Bangkok, Bangkok (THA)
17	PRATHUMMANG Jakkapat	P.JAKKAPAT	LW/D	R	1.74 / 5'9"	9 MAR 2000	Ubon Ratchathani, Ubon Ratchathani Province (THA)
Team average					1.79 / 5'10"		

Team Uniform Colours	Tank Tops	Shorts	Officials	A	KANNARONG Surakhom (THA)	(Coach)
Team 1st	Red	Black		B	IAMPHUCHUAI Sanit (THA)	(Assistant Coach)
Team 2nd	Blue					
Team 3rd	Black					
Goalkeeper/Specialist Uniform Colours						
Goalkeeper 1st	Red					
Goalkeeper 2nd						
Goalkeeper 3rd						

Legend:

CB	Center Back	D	Defender	GK	Goalkeeper	LW	Left Wing
No.	Uniform Number	P	Pivot	RW	Right Wing	SPC	Specialist



Team Roster

As of FRI 5 OCT 2018

URU - Uruguay

No.	Name	Shirt Name	Position	L/R	Height m/ft in	Date of Birth	Club
1	GONZALEZ GUTIERREZ Santiago	GONZALEZ	GK	R	1.76 / 5'9"	8 OCT 2001	Union, Montevideo (URU)
3	CEDRES COSTAS Tiago Hernan	CEDRES	P	R	1.85 / 6'1"	10 AUG 2000	Solis, Pando (URU)
4	MARQUEZ GARCIA Victor Eduardo	MARQUEZ	LW	R	1.82 / 6'0"	10 JAN 2000	Scuola, Montevideo (URU)
5	RUS MADERNI Mateo	RUS	D	R	1.85 / 6'1"	17 APR 2000	Scuola, Montevideo (URU)
6	GAMBETTA PERDOMO Diego	GAMBETTA	D	R	1.74 / 5'9"	27 FEB 2000	Solis, Pando (URU)
7	MARIANO YOUNG Jeronimo	MARIANO	LW	R	1.79 / 5'10"	26 DEC 2002	Union, Montevideo (URU)
8	SOSA VARGAS David Ismael	SOSA	SPC	R	1.66 / 5'5"	16 OCT 2001	Union, Montevideo (URU)
9	MATTERA MEDINA Ignacio Angel	MATTERA	P	R	1.92 / 6'4"	13 APR 2001	Scuola, Montevideo (URU)
10	SAGASTI TRIAS Sebastian	SAGASTI	SPC	R	1.75 / 5'9"	12 APR 2000	Aleman, Montevideo (URU)
Team average					1.79 / 5'11"		

Team Uniform Colours

Team 1st

Team 2nd

Team 3rd

Goalkeeper/Specialist Uniform Colours

Goalkeeper 1st

Goalkeeper 2nd

Goalkeeper 3rd

Tank Tops

Light Blue

Black

Light Blue

Light Blue

Shorts

Black

Officials

A BALLETO MARTINEZ Gaston Pedro (URU)(Coach)

B BONINO MARTINEZ Alvaro Daniel (URU)(Assistant Coach)

Legend:

CB	Center Back	D	Defender	GK	Goalkeeper	LW	Left Wing
No.	Uniform Number	P	Pivot	RW	Right Wing	SPC	Specialist



Team Roster

As of MON 8 OCT 2018

VEN - Venezuela

No.	Name	Shirt Name	Position	L/R	Height m/ft in	Date of Birth	Club
1	MEZA Mauriel	Meza	GK		1.80 / 5'11"	20 DEC 2000	D. Capital, Caracas (VEN)
4	SILVA Dixon	4	P	R	1.93 / 6'4"	28 FEB 2000	Falcon, Punto Fijo (VEN)
6	MARQUEZ Michael	6	P	R	1.81 / 5'11"	15 APR 2001	Lara, Barquisimeto (VEN)
10	SEIJAS Rainer	10	SPC	R	1.77 / 5'10"	6 JAN 2000	Yaracuy, Chivacoa (VEN)
11	GUZMAN Denyer	11	D	R	1.84 / 6'0"	5 SEP 2000	Guarico, San Juan (VEN)
12	TORRES Alvaro	12	GK	R	1.80 / 5'11"	20 FEB 2000	Carabobo, Valencia (VEN)
13	PENALOZA Sanders	13	D	R	1.88 / 6'2"	18 FEB 2001	Lara, Barquisimeto (VEN)
14	NOEL Ednelson	14	LW	R	1.84 / 6'0"	10 JUL 2000	D. Capital, Caracas (VEN)
16	LOPEZ Dairon	16	RW	L	1.88 / 6'2"	15 OCT 2000	Yaracuy, Urachiche (VEN)
Team average					1.84		

Team Uniform Colours	Tank Tops	Shorts	Officials	A	TIMAURE Christopher (VEN)	(Coach)
Team 1st	Red Wine	Red Wine	B	MAMO Ghassan (VEN)	(Team Official)	
Team 2nd	White					
Team 3rd	White					
Goalkeeper/Specialist Uniform Colours						
Goalkeeper 1st	White					
Goalkeeper 2nd						
Goalkeeper 3rd						

Legend:							
CB	Center Back	D	Defender	GK	Goalkeeper	LW	Left Wing
No.	Uniform Number	P	Pivot	RW	Right Wing	SPC	Specialist



Tournament Summary

As of SAT 13 OCT 2018

Preliminary Round

Group A		Matches			Periods			Goal Points			Points
Rank	Team	Played	Won	Lost	Won	Lost	Diff.	For	Against	Diff.	
1	HUN - Hungary	5	5	0	10	2	8	209	189	20	10
2	ESP - Spain	5	4	1	9	3	6	220	163	57	8
3	THA - Thailand	5	3	2	8	4	4	226	209	17	6
4	VEN - Venezuela	5	2	3	4	6	-2	195	188	7	4
5	TPE - Chinese Taipei	5	1	4	2	9	-7	176	214	-38	2
6	URU - Uruguay	5	0	5	1	10	-9	157	220	-63	0

Group B		Matches			Periods			Goal Points			Points
Rank	Team	Played	Won	Lost	Won	Lost	Diff.	For	Against	Diff.	
1	ARG - Argentina	5	5	0	10	4	6	220	187	33	10
2	CRO - Croatia	5	4	1	9	3	6	210	158	52	8
3	POR - Portugal	5	3	2	8	4	4	214	149	65	6
4	ITA - Italy	5	2	3	5	6	-1	216	181	35	4
5	MRI - Mauritius	5	1	4	3	9	-6	124	240	-116	2
6	PAR - Paraguay	5	0	5	1	10	-9	141	210	-69	0

Main Round

		Matches			Periods			Goal Points			Points
Rank	Team	Played	Won	Lost	Won	Lost	Diff.	For	Against	Diff.	
1	ESP - Spain	5	4	1	9	4	5	230	198	32	8
2	ARG - Argentina	5	3	2	7	6	1	235	225	10	6
3	POR - Portugal	5	2	3	7	6	1	194	187	7	4
4	CRO - Croatia	5	2	3	5	7	-2	195	210	-15	4
5	THA - Thailand	5	2	3	6	7	-1	230	241	-11	4
6	HUN - Hungary	5	2	3	4	8	-4	202	225	-23	4

Consolation Round

		Matches			Periods			Goal Points			Points
Rank	Team	Played	Won	Lost	Won	Lost	Diff.	For	Against	Diff.	
1	VEN - Venezuela	5	5	0	10	0	10	224	135	89	10
2	ITA - Italy	5	4	1	8	3	5	236	178	58	8
3	TPE - Chinese Taipei	5	3	2	6	5	1	209	179	30	6
4	URU - Uruguay	5	1	4	5	8	-3	192	227	-35	2
5	PAR - Paraguay	5	1	4	3	9	-6	158	212	-54	2
6	MRI - Mauritius	5	1	4	2	9	-7	127	215	-88	2



Tournament Summary

As of SAT 13 OCT 2018

Match Results

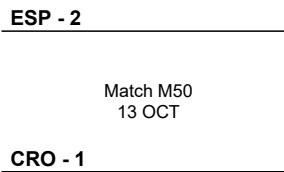
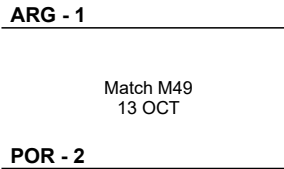
Date	Start Time	Teams	Phase	Match No.	1st Period	2nd Period	Shoot-out	Result	
MON 8 OCT	10:50	ITA - PAR	Preliminary Round Group B	M16	23 - 12	21 - 18		2 - 0	
	10:50	ARG - CRO	Preliminary Round Group B	M17	17 - 16	17 - 21	9 - 4	2 - 1	
	10:50	POR - MRI	Preliminary Round Group B	M18	28 - 2	29 - 16		2 - 0	
	12:30	ESP - THA	Preliminary Round Group A	M01	16 - 10	22 - 23	10 - 8	2 - 1	
	12:30	VEN - HUN	Preliminary Round Group A	M02	22 - 24	16 - 18		0 - 2	
	12:30	TPE - URU	Preliminary Round Group A	M03	19 - 21	21 - 19	7 - 6	2 - 1	
	15:20	MRI - ITA	Preliminary Round Group B	M19	7 - 28	13 - 30		0 - 2	
	15:20	CRO - POR	Preliminary Round Group B	M20	14 - 10	17 - 20	6 - 4	2 - 1	
	15:20	PAR - ARG	Preliminary Round Group B	M21	13 - 17	12 - 21		0 - 2	
	17:00	URU - ESP	Preliminary Round Group A	M04	8 - 20	12 - 22		0 - 2	
	17:00	HUN - TPE	Preliminary Round Group A	M05	16 - 14	22 - 20		2 - 0	
	17:00	THA - VEN	Preliminary Round Group A	M06	24 - 17	22 - 20		2 - 0	
	TUE 9 OCT	10:00	VEN - TPE	Preliminary Round Group A	M07	22 - 15	21 - 20		2 - 0
		10:00	THA - URU	Preliminary Round Group A	M08	26 - 25	23 - 17		2 - 0
		10:00	ESP - HUN	Preliminary Round Group A	M09	16 - 17	21 - 16	6 - 7	1 - 2
		11:40	ARG - POR	Preliminary Round Group B	M22	22 - 20	8 - 14	10 - 5	2 - 1
		11:40	PAR - MRI	Preliminary Round Group B	M23	13 - 15	20 - 14	2 - 5	1 - 2
11:40		ITA - CRO	Preliminary Round Group B	M24	15 - 20	17 - 18		0 - 2	
14:30		HUN - THA	Preliminary Round Group A	M10	21 - 23	24 - 19	9 - 6	2 - 1	
14:30		TPE - ESP	Preliminary Round Group A	M11	16 - 26	16 - 19		0 - 2	
14:30		VEN - URU	Preliminary Round Group A	M12	26 - 14	21 - 9		2 - 0	
16:10		CRO - PAR	Preliminary Round Group B	M25	22 - 10	25 - 15		2 - 0	
16:10		POR - ITA	Preliminary Round Group B	M26	18 - 14	19 - 14		2 - 0	
WED 10 OCT	16:10	ARG - MRI	Preliminary Round Group B	M27	17 - 7	16 - 17	10 - 4	2 - 1	
	10:50	ITA - ARG	Preliminary Round Group B	M28	20 - 18	22 - 24	12 - 14	1 - 2	
	10:50	POR - PAR	Preliminary Round Group B	M29	24 - 12	23 - 14		2 - 0	
	10:50	MRI - CRO	Preliminary Round Group B	M30	12 - 19	12 - 28		0 - 2	
	12:30	ESP - VEN	Preliminary Round Group A	M13	22 - 18	20 - 12		2 - 0	
	12:30	TPE - THA	Preliminary Round Group A	M14	12 - 24	16 - 18		0 - 2	
	12:30	URU - HUN	Preliminary Round Group A	M15	12 - 15	14 - 20		0 - 2	
THU 11 OCT	11:40	HUN - POR	Main Round	M31	20 - 21	10 - 15		0 - 2	
	11:40	ESP - CRO	Main Round	M32	26 - 20	26 - 16		2 - 0	
	11:40	VEN - PAR	Consolation Round	M40	28 - 10	20 - 13		2 - 0	
	12:30	THA - ARG	Main Round	M33	20 - 19	14 - 15	26 - 24	2 - 1	
	12:30	TPE - MRI	Consolation Round	M41	19 - 6	22 - 13		2 - 0	
	12:30	URU - ITA	Consolation Round	M42	23 - 22	12 - 24	6 - 7	1 - 2	
	16:10	HUN - CRO	Main Round	M34	16 - 21	18 - 21		0 - 2	
	16:10	THA - POR	Main Round	M36	16 - 22	18 - 20		0 - 2	
	16:10	VEN - MRI	Consolation Round	M43	18 - 10	18 - 6		2 - 0	
	17:00	ESP - ARG	Main Round	M35	20 - 18	21 - 20		2 - 0	
	17:00	TPE - ITA	Consolation Round	M44	17 - 22	20 - 21		0 - 2	
FRI 12 OCT	17:00	URU - PAR	Consolation Round	M45	10 - 16	19 - 16	8 - 10	1 - 2	
	10:50	ESP - POR	Main Round	M37	21 - 20	16 - 17	9 - 6	2 - 1	
	10:50	VEN - ITA	Consolation Round	M48	27 - 22	23 - 16		2 - 0	
	11:40	TPE - PAR	Consolation Round	M46	25 - 18	24 - 10		2 - 0	
	11:40	URU - MRI	Consolation Round	M47	25 - 20	20 - 18		2 - 0	
	12:30	THA - CRO	Main Round	M38	21 - 20	26 - 19		2 - 0	
	15:20	HUN - ARG	Main Round	M39	20 - 31	24 - 25		0 - 2	
	16:10	PAR - MRI	Placement Match 11-12	M51	23 - 14	16 - 12		2 - 0	
	17:00	TPE - URU	Placement Match 9-10	M52	12 - 16	18 - 17	12 - 10	2 - 1	
	17:00	VEN - ITA	Placement Match 7-8	M53	25 - 18	25 - 20		2 - 0	
	17:00	THA - HUN	Placement Match 5-6	M54	20 - 27	14 - 20		0 - 2	
SAT 13 OCT	9:30	ARG - POR	Semifinal	M49	20 - 18	16 - 22	8 - 9	1 - 2	
	10:20	ESP - CRO	Semifinal	M50	20 - 23	25 - 18	7 - 6	2 - 1	
	14:10	ARG - CRO	Bronze Medal Match	M55	17 - 14	20 - 18		2 - 0	
	15:50	POR - ESP	Gold Medal Match	M56	14 - 19	18 - 16	6 - 9	1 - 2	



Tournament Summary

As of SAT 13 OCT 2018

Semifinals



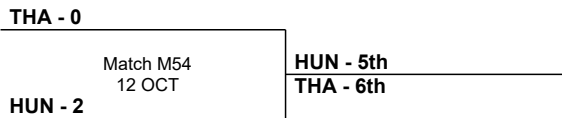
Gold Medal Game



Bronze Medal Game



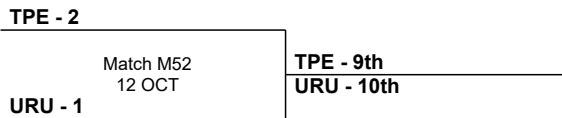
Classification 5th/6th Place



Classification 7th/8th Place



Classification 9th/10th Place



Classification 11th/12th Place



Final Standings

Medal	Rank	Team
Gold	1	ESP - Spain
Silver	2	POR - Portugal
Bronze	3	ARG - Argentina
	4	CRO - Croatia
	5	HUN - Hungary
	6	THA - Thailand
	7	VEN - Venezuela
	8	ITA - Italy
	9	TPE - Chinese Taipei
	10	URU - Uruguay
	11	PAR - Paraguay
	12	MRI - Mauritius

Legend:	Diff.	Difference	No.	Number
---------	-------	------------	-----	--------

MATCH AND REFEREES REPORT

BEACH HANDBALL

<input checked="" type="checkbox"/>	Youth Olympics
<input type="checkbox"/>	WCh
<input type="checkbox"/>	Int. Match

<input type="checkbox"/>	Qual.Match
<input type="checkbox"/>	Qual. Tournament
<input checked="" type="checkbox"/>	Final tournament

<input checked="" type="checkbox"/>	Men
<input type="checkbox"/>	Men's J
<input type="checkbox"/>	Men's Y

<input type="checkbox"/>	Women
<input type="checkbox"/>	Women's J
<input type="checkbox"/>	Women's Y

Matchnumber

M01

A / Home Team

B / Away Team

Final Result

Spain			Thailand			
Place	Court No.	Date	Time	Spectators	TV	Report follows
Buenos Aires	3	08/10/2018	12:30			NO

2 : 1

No.	Team A	P	SUS	SUS	D	DR
3	LUIS MOSQUERA Domingo Jesus	8				
4	MARTINEZ RODRIGUEZ David	10				
6	GONZALEZ VILLEGAS Carlos		13:16			
7	VENEGAS RODRIGUEZ Sergio Jose	16	6:30			
8	FERRE ANDREU Pau					
9	GARCIA-CABANAS CARQUES Guillermo					
10	BANDERA FERNANDEZ Adrian	6				
11	PEREZ MANZANARES Sergio	8				
12	RODRIGUEZ SERRANO Pedro					
A	BAGO RASCON Pedro					
B	HERNANDEZ LOPEZ Sebastian Andres					
C	CALVILLO RODA Jose Maria					
D						
Sig. Off.		TTO	7:38		4:26	

No.	Team B	P	SUS	SUS	D	DR
1	SEELUENG Kanokpon					
4	YAIMUEANG Jeerapong		5:29	6:47	6:47	
6	WAENWISET Surasak		19:21			
7	RUKSAWONG Kittipong	14				
8	SRINAMKHAM Passakorn	4				
9	SINSUWAN Chaiwat	4				
10	KANNARONG Open	19	19:54			
13	WATTANASIRI Siriwong					
17	PRATHUMMANG Jakkapat		16:16			
A	KANNARONG Surakhom					
B	IAMPHUCHUAI Sanit					
C						
D						
Sig. Off.		TTO			9:37	

Referees	NOC	Signature
1 DIAZ M.	ARG	
2 MAC COLL L.	ARG	

Technical Delegates	NOC	Signature
A BESLIJA E.	MNE	
B RODRIGUEZ L.	ARG	

1st Period					
A	P	B	A	P	B
	1			23	
3	2	10		24	
	3			25	
3	4	10		26	
	5			27	
11	6	9		28	
	7			29	
4	8	7		30	
	9	10		31	
7	10	7		32	
	11			33	
7	12			34	
	13			35	
11	14			36	
	15			37	
10	16			38	
	17			39	
	18			40	
	19			41	
	20			42	
	21			43	
	22			44	

2nd Period					
A	P	B	A	P	B
	1			23	7
7	2	10		24	
	3			25	
7	4	10		26	
	5			27	
4	6	10		28	
	7			29	
7	8	7		30	
	9			31	
7	10	10		32	
	11			33	
3	12	8		34	
	13			35	
4	14	10		36	
	15			37	
7	16	8		38	
	17			39	
3	18	7		40	
	19			41	
11	20	10		42	
	21	7		43	
4	22			44	

1st Period	16 - 10	2nd Period	22 - 23
Result	1 - 0	Result	0 - 1
"Shoot-out"		Shootout	10 - 8
		Result	1 - 0

Team A									
N	10	4	3	7	11	10	4	7	
DG									10
P	2	/	/	/	2	2	2	2	
Team B									
N	10	7	9	8	6	10	7	9	
DG									8
P	/	2	2	/	/	2	2	/	

Legend:
D Disqualification
No. Players Number
TO Team Timeout
DG Direct Goal
Off. Official
DR Disqualification with Report
P Goal Points
GG Golden Goal
SUS Suspension



Results

Match M1
Spain 2 vs 1 Thailand
REFEREES:

 Diaz Mery (ARG)
 Mac Coll Lorena (ARG)

1st Period: 16 - 10
2nd Period: 22 - 23
Shootout: 10 - 8
ESP - Spain

Headcoach: BAGO RASCON Pedro

Team time outs: 3

No.	Name	Total				Goals / Shots							Punishments		
		Points	Goals	Shots	%	1-Pt All	1-Pt Spin	Spin	In-flight	Specialist	Direct Goal	P6m	SUS	D	DR
3	LUIS MOSQUERA Domingo Jesus	8	4	8	50			4 / 8							
4	MARTINEZ RODRIGUEZ David	10	5	6	83			2 / 3				3 / 3			
6	GONZALEZ VILLEGAS Carlos		0	2	0			0 / 2					1		
7	VENEGAS RODRIGUEZ Sergio Jose	16	8	12	67	0 / 1		6 / 8	2 / 3				1		
8	FERRE ANDREU Pau														
9	GARCIA-CABANAS CARQUES Guillermo														
10	BANDERA FERNANDEZ Adrian	6	3	3	100			3 / 3							
11	PEREZ MANZANARES Sergio	8	4	6	67			2 / 2		2 / 4					
12	RODRIGUEZ SERRANO Pedro														
Totals		48	24	37	65	0 / 1		17 / 26	2 / 3	2 / 4		3 / 3	2		

No.	Goalkeeper	Total			Saves / Shots							
		Saves	Shots	%	1-Pt All	1-Pt Spin	Spin	In-flight	Specialist	Direct Goal	P6m	
9	GARCIA-CABANAS CARQUES Guillermo	1	2	50			1 / 2					
12	RODRIGUEZ SERRANO Pedro	6	27	22	1 / 4	0 / 2	2 / 9	2 / 4	1 / 9		0 / 1	
Totals		7	29	24	1 / 4	0 / 2	3 / 11	2 / 4	1 / 9		0 / 1	

THA - Thailand

Headcoach: KANNARONG Surakhom

Team time outs: 1

No.	Name	Total				Goals / Shots							Punishments		
		Points	Goals	Shots	%	1-Pt All	1-Pt Spin	Spin	In-flight	Specialist	Direct Goal	P6m	SUS	D	DR
1	SEELUENG Kanokpon														
4	YAIMUEANG Jeerapong												2	1	
6	WAENWISSET Surasak		0	2	0	0 / 1		0 / 1					1		
7	RUKSAWONG Kittipong	14	8	9	89	2 / 2	2 / 2	5 / 5	1 / 2						
8	SRINAMKHAM Passakorn	4	2	6	33	0 / 1		1 / 3	1 / 2						
9	SINSUWAN Chaiwat	4	2	4	50	0 / 1		1 / 2				1 / 1			
10	KANNARONG Open	19	10	16	63	1 / 1		1 / 2		8 / 13			1		
13	WATTHANASIRI Siriwong														
17	PRATHUMMANG Jakkapat												1		
Totals		41	22	37	59	3 / 6	2 / 2	8 / 13	2 / 4	8 / 13		1 / 1	5	1	

No.	Goalkeeper	Total			Saves / Shots							
		Saves	Shots	%	1-Pt All	1-Pt Spin	Spin	In-flight	Specialist	Direct Goal	P6m	
1	SEELUENG Kanokpon	3	18	17	1 / 1		2 / 11	0 / 2	0 / 1		0 / 3	
10	KANNARONG Open	3	12	25			3 / 11		0 / 1			
Totals		6	30	20	1 / 1		5 / 22	0 / 2	0 / 2		0 / 3	

Team Comparison

	1st Period				2nd Period			
	Spain		Thailand		Spain		Thailand	
	Goals/Shots	%	Goals/Shots	%	Goals/Shots	%	Goals/Shots	%
In-flight Shots					2 / 3	67	2 / 4	50
Spin Shots	6 / 8	75	1 / 2	50	6 / 10	60	3 / 5	60
Specialist Shots	1 / 2	50	2 / 6	33	1 / 2	50	6 / 7	86
1-Point Shots	0 / 1	0	2 / 3	67			1 / 1	100
Direct Goal Shots								
6-meter Shots	1 / 1	100	1 / 1	100	2 / 2	100		
1-Point Spin Shots			1 / 1	100			1 / 1	100



Results

Spain 2 vs 1 Thailand

REFEREES:

Diaz Mery (ARG)
Mac Coll Lorena (ARG)

1st Period: 16 - 10
2nd Period: 22 - 23
Shootout: 10 - 8

Running Score

ESP - THA

ESP - Spain

No.	Name	Technical skills					
		Assists	Steals	Blocked Shots	Received 6m Fouls	Penalty Fouls	Turnovers
3	LUIS MOSQUERA Domingo Jesus	1					1
4	MARTINEZ RODRIGUEZ David	6					
6	GONZALEZ VILLEGAS Carlos	2		1			1
7	VENEGAS RODRIGUEZ Sergio Jose	4			2		1
8	FERRE ANDREU Pau	1		1	1	2	
9	GARCIA-CABANAS CARQUES Guillermo						
10	BANDERA FERNANDEZ Adrian	2			1		1
11	PEREZ MANZANARES Sergio	1					2
12	RODRIGUEZ SERRANO Pedro						
Team							
Totals		17		2	4	2	6

1st Period

0 : 2	KANNARONG O.
2 : 2	LUIS MOSQUERA D.
2 : 4	KANNARONG O.
4 : 4	LUIS MOSQUERA D.
4 : 6	SINSUWAN C.
6 : 6	PEREZ MANZANARES S.
8 : 6	MARTINEZ RODRIGUEZ D.
8 : 8	RUKSAWONG K.
10 : 8	VENEGAS RODRIGUEZ S.
10 : 9	KANNARONG O.
12 : 9	VENEGAS RODRIGUEZ S.
14 : 9	PEREZ MANZANARES S.
16 : 9	BANDERA FERNANDEZ A.
16 : 10	RUKSAWONG K.

2nd Period

0 : 2	KANNARONG O.
2 : 2	VENEGAS RODRIGUEZ S.
2 : 4	KANNARONG O.
4 : 4	VENEGAS RODRIGUEZ S.
6 : 4	MARTINEZ RODRIGUEZ D.
6 : 6	KANNARONG O.
8 : 6	VENEGAS RODRIGUEZ S.
8 : 8	RUKSAWONG K.
10 : 8	VENEGAS RODRIGUEZ S.
10 : 10	KANNARONG O.
10 : 12	SRINAMKHAM P.
10 : 14	KANNARONG O.
12 : 14	LUIS MOSQUERA D.
14 : 14	MARTINEZ RODRIGUEZ D.
14 : 16	SRINAMKHAM P.
16 : 16	VENEGAS RODRIGUEZ S.
16 : 18	RUKSAWONG K.
18 : 18	LUIS MOSQUERA D.
18 : 20	KANNARONG O.
20 : 20	PEREZ MANZANARES S.
20 : 21	RUKSAWONG K.
22 : 21	MARTINEZ RODRIGUEZ D.
22 : 23	RUKSAWONG K.

THA - Thailand

No.	Name	Technical skills					
		Assists	Steals	Blocked Shots	Received 6m Fouls	Penalty Fouls	Turnovers
1	SEELUENG Kanokpon						
4	YAIMUEANG Jeerapong					1	1
6	WAENWISSET Surasak	1		2		1	1
7	RUKSAWONG Kittipong	4		1			
8	SRINAMKHAM Passakorn	3	1				
9	SINSUWAN Chaiwat	1			1	2	
10	KANNARONG Open	3					1
13	WATTANASIRI Siriwong	3					1
17	PRATHUMMANG Jakkapat			1		1	
Team							
Totals		15	1	4	1	5	4

Shootout

2 : 0	BANDERA FERNANDEZ A.
2 : 2	RUKSAWONG K.
2 : 4	SINSUWAN C.
4 : 4	PEREZ MANZANARES S.
6 : 4	BANDERA FERNANDEZ A.
6 : 6	KANNARONG O.
8 : 6	MARTINEZ RODRIGUEZ D.
8 : 8	RUKSAWONG K.
10 : 8	VENEGAS RODRIGUEZ S.

Legend:

%	Efficiency	1-Pt	1-Point-Shots	1-Pt Spin	1-Point-Spinshots	D	Disqualifications
DR	Disqualifications with Report	No.	Uniform Number	P6m	6m Penalty Shots	Spin	Spinshots
SUS	Suspension						

MATCH AND REFEREES REPORT

BEACH HANDBALL

<input checked="" type="checkbox"/>	Youth Olympics
<input type="checkbox"/>	WCh
<input type="checkbox"/>	Int. Match

<input type="checkbox"/>	Qual.Match
<input type="checkbox"/>	Qual. Tournament
<input checked="" type="checkbox"/>	Final tournament

<input checked="" type="checkbox"/>	Men
<input type="checkbox"/>	Men's J
<input type="checkbox"/>	Men's Y

<input type="checkbox"/>	Women
<input type="checkbox"/>	Women's J
<input type="checkbox"/>	Women's Y

Matchnumber

M02

A / Home Team

B / Away Team

Final Result

Venezuela			Hungary			
Place	Court No.	Date	Time	Spectators	TV	Report follows
Buenos Aires	2	08/10/2018	12:30			NO

0 : 2

No.	Team A	P	SUS	SUS	D	DR
1	MEZA Mauriel					
4	SILVA Dixon	4				
6	MARQUEZ Michael	4				
10	SEIJAS Rainer	14				
11	GUZMAN Denyer	2				
12	TORRES Alvaro					
13	PENALOZA Sanders		9:58	15:23	15:23	
14	NOEL Ednelson	12				
16	LOPEZ Dairon	2				
A	TIMAURE Christopher					
B	MAMO Ghassan					
C						
D						
Sig. Off.	TTO		9:58		9:57	

1st Period					
A	P	B	A	P	B
	1			23	
10	2	29		24	9
	3			25	
4	4	29		26	
	5			27	
10	6	18		28	
	7			29	
4	8	29		30	
	9			31	
10	10	9		32	
	11			33	
10	12	29		34	
	13			35	
11	14	9		36	
	15			37	
14	16	18		38	
	17			39	
14	18	9		40	
	19			41	
10	20	26		42	
	21			43	
14	22	29		44	

2nd Period					
A	P	B	A	P	B
	1			23	
10	2	18		24	
	3			25	
16	4	9		26	
	5			27	
14	6	18		28	
	7			29	
10	8	29		30	
	9			31	
14	10	88		32	
	11			33	
6	12	29		34	
	13			35	
14	14	18		36	
	15			37	
6	16	18		38	
	17			39	
	18	9		40	
	19			41	
	20			42	
	21			43	
	22			44	

No.	Team B	P	SUS	SUS	D	DR
1	MARCZIKA Barnabas					
9	MELNICSUK Viktor	12				
18	TOTH Benedek	12				
20	SEPROS Bence					
24	FENYVESI Marcell					
26	GUBICZA Csaba	2				
29	HORNYAK Bence	14				
44	SIMON Kristof		11:37			
88	MATUSZKA Balazs	2				
A	PENSZKI Gergely					
B	TUBA-KOVACS Ervin					
C						
D						
Sig. Off.	TTO		9:47		8:22	

1st Period	22 - 24	2nd Period	16 - 18
Result	0 - 1	Result	0 - 1
"Shoot-out"		Shootout	
		Result	

Referees	NOC	Signature
1 RUDINSKY M.	SVK	
2 MANDAK B.	SVK	

Technical Delegates	NOC	Signature
A WESTHAUSLER D.	GER	
B SURIA J.	ARG	

Team A

N									
DG									
P									

Team B

N									
DG									
P									

Legend:
D Disqualification **DG** Direct Goal **DR** Disqualification with Report **GG** Golden Goal
No. Players Number **Off.** Official **P** Goal Points **SUS** Suspension
TO Team Timeout



Results

Match M2
Venezuela 0 vs 2 Hungary
REFEREES:

 Rudinsky Mario (SVK)
 Mandak Boris (SVK)

1st Period: 22 - 24
2nd Period: 16 - 18
VEN - Venezuela

Headcoach: TIMAURE Christopher

Team time outs: 2

No.	Name	Total				Goals / Shots							Punishments			
		Points	Goals	Shots	%	1-Pt All	1-Pt Spin	Spin	In-flight	Specialist	Direct Goal	P6m	SUS	D	DR	
1	MEZA Mauriel															
4	SILVA Dixon	4	2	4	50	0 / 1			2 / 3							
6	MARQUEZ Michael	4	2	2	100			1 / 1	1 / 1							
10	SEIJAS Rainer	14	7	10	70					7 / 10						
11	GUZMAN Denyer	2	1	2	50					1 / 2						
12	TORRES Alvaro															
13	PENALOZA Sanders												1	1		
14	NOEL Ednelson	12	6	9	67			4 / 7	2 / 2							
16	LOPEZ Dairon	2	1	2	50			0 / 1	1 / 1							
Totals		38	19	29	66	0 / 1		5 / 9	6 / 7	8 / 12				1	1	

No.	Goalkeeper	Total			Saves / Shots						
		Saves	Shots	%	1-Pt All	1-Pt Spin	Spin	In-flight	Specialist	Direct Goal	P6m
1	MEZA Mauriel	0	1	0							0 / 1
12	TORRES Alvaro	5	25	20			4 / 10	0 / 8	1 / 7		
Totals		5	26	19			4 / 10	0 / 8	1 / 7		0 / 1

HUN - Hungary

Headcoach: PENSZKI Gergely

Team time outs: 2

No.	Name	Total				Goals / Shots							Punishments			
		Points	Goals	Shots	%	1-Pt All	1-Pt Spin	Spin	In-flight	Specialist	Direct Goal	P6m	SUS	D	DR	
1	MARCZIKA Barnabas															
9	MELNICSUK Viktor	12	6	8	75					6 / 8						
18	TOTH Benedek	12	6	6	100				6 / 6							
20	SEPROS Bence															
24	FENYVESI Marcell															
26	GUBICZA Csaba	2	1	2	50			1 / 2								
29	HORNYAK Bence	14	7	12	58			5 / 9	1 / 2			1 / 1				
44	SIMON Kristof													1		
88	MATUSZKA Balazs	2	1	4	25			0 / 3	1 / 1							
Totals		42	21	32	66			6 / 14	8 / 9	6 / 8		1 / 1		1		

No.	Goalkeeper	Total			Saves / Shots						
		Saves	Shots	%	1-Pt All	1-Pt Spin	Spin	In-flight	Specialist	Direct Goal	P6m
1	MARCZIKA Barnabas	4	18	22	1 / 1		1 / 5	1 / 5	1 / 7		
20	SEPROS Bence	2	7	29			1 / 2	0 / 2	1 / 3		
Totals		6	25	24	1 / 1		2 / 7	1 / 7	2 / 10		

Team Comparison

	1st Period				2nd Period			
	Venezuela		Hungary		Venezuela		Hungary	
	Goals/Shots	%	Goals/Shots	%	Goals/Shots	%	Goals/Shots	%
In-flight Shots	4 / 4	100	3 / 3	100	2 / 3	67	5 / 6	83
Spin Shots	1 / 3	33	5 / 8	63	4 / 6	67	1 / 6	17
Specialist Shots	6 / 8	75	4 / 6	67	2 / 4	50	2 / 2	100
1-Point Shots					0 / 1	0		
Direct Goal Shots								
6-meter Shots							1 / 1	100
1-Point Spin Shots								



Results

Venezuela 0 vs 2 Hungary

REFEREES:

Rudinsky Mario (SVK)
Mandak Boris (SVK)

1st Period: 22 - 24
2nd Period: 16 - 18

Running Score

VEN - HUN

VEN - Venezuela

No.	Name	Technical skills					
		Assists	Steals	Blocked Shots	Received 6m Fouls	Penalty Fouls	Turnovers
1	MEZA Mauriel						
4	SILVA Dixon	1					3
6	MARQUEZ Michael					1	1
10	SEIJAS Rainer						4
11	GUZMAN Denyer						
12	TORRES Alvaro						
13	PENALOZA Sanders			1		1	
14	NOEL Ednelson			1			
16	LOPEZ Dairon	1					
Team							
Totals		2		2		2	8

HUN - Hungary

No.	Name	Technical skills					
		Assists	Steals	Blocked Shots	Received 6m Fouls	Penalty Fouls	Turnovers
1	MARCZIKA Barnabas						
9	MELNICSUK Viktor						
18	TOTH Benedek	3			1		
20	SEPROS Bence						
24	FENYVESI Marcell						
26	GUBICZA Csaba	1					1
29	HORNYAK Bence	3					2
44	SIMON Kristof						
88	MATUSZKA Balazs	1					
Team							
Totals		8			1		3

1st Period

SEIJAS R.	2 : 0	HORNYAK B.
	2 : 2	
SILVA D.	4 : 2	
	4 : 4	HORNYAK B.
SEIJAS R.	6 : 4	
	6 : 6	TOTH B.
	6 : 8	HORNYAK B.
	6 : 10	MELNICSUK V.
SILVA D.	8 : 10	
	8 : 12	HORNYAK B.
SEIJAS R.	10 : 12	
	10 : 14	MELNICSUK V.
SEIJAS R.	12 : 14	
	12 : 16	TOTH B.
GUZMAN D.	14 : 16	
	14 : 18	MELNICSUK V.
NOEL E.	16 : 18	
	16 : 20	GUBICZA C.
NOEL E.	18 : 20	
	18 : 22	HORNYAK B.
SEIJAS R.	20 : 22	
NOEL E.	22 : 22	
	22 : 24	MELNICSUK V.

2nd Period

SEIJAS R.	2 : 0	
	2 : 2	TOTH B.
LOPEZ D.	4 : 2	
	4 : 4	MELNICSUK V.
NOEL E.	6 : 4	
SEIJAS R.	8 : 4	
	8 : 6	TOTH B.
NOEL E.	10 : 6	
	10 : 8	HORNYAK B.
	10 : 10	MATUSZKA B.
MARQUEZ M.	12 : 10	
	12 : 12	HORNYAK B.
NOEL E.	14 : 12	
	14 : 14	TOTH B.
MARQUEZ M.	16 : 14	
	16 : 16	TOTH B.
	16 : 18	MELNICSUK V.

Legend:

%	Efficiency	1-Pt	1-Point-Shots	1-Pt Spin	1-Point-Spinshots	D	Disqualifications
DR	Disqualifications with Report	No.	Uniform Number	P6m	6m Penalty Shots	Spin	Spinshots
SUS	Suspension						

MATCH AND REFEREES REPORT

BEACH HANDBALL

<input checked="" type="checkbox"/>	Youth Olympics
<input type="checkbox"/>	WCh
<input type="checkbox"/>	Int. Match

<input type="checkbox"/>	Qual.Match
<input type="checkbox"/>	Qual. Tournament
<input checked="" type="checkbox"/>	Final tournament

<input checked="" type="checkbox"/>	Men
<input type="checkbox"/>	Men's J
<input type="checkbox"/>	Men's Y

<input type="checkbox"/>	Women
<input type="checkbox"/>	Women's J
<input type="checkbox"/>	Women's Y

Matchnumber

M03

A / Home Team

B / Away Team

Final Result

Chinese Taipei			Uruguay			
Place	Court No.	Date	Time	Spectators	TV	Report follows
Buenos Aires	Central	08/10/2018	12:30			NO

2 : 1

No.	Team A	P	SUS	SUS	D	DR
5	HSIEH Chihshuan	21				
7	TING Hsihsien	12	18:32			
10	PAN Yuanjen					
11	HSU Yuchen	4				
12	CHENG Shinyen	2				
15	WU Pengwei	6				
17	SU Weilun	2				
55	CHIU Pinsheng		5:13			
99	CHEN Guanru					
A	KAO Chihching					
B						
C						
D						
Sig. Off.		TTO			9:55	

No.	Team B	P	SUS	SUS	D	DR
1	GONZALEZ GUTIERREZ Santiago	2				
3	CEDRES COSTAS Tiago Hernan	4	17:32			
4	MARQUEZ GARCIA Victor Eduardo	11	15:39			
5	RUS MADERNI Mateo		4:03	19:29	19:29	
6	GAMBETTA PERDOMO Diego		5:42	20:00	20:00	
7	MARIANO YOUNG Jeronimo	6				
8	SOSA VARGAS David Ismael	6				
9	MATTERA MEDINA Ignacio Angel	11				
10	SAGASTI TRIAS Sebastian	6				
A	BALLETTO MARTINEZ Gaston Pedro					
B	BONINO MARTINEZ Alvaro Daniel					
C						
D						
Sig. Off.		TTO	9:53			

Referees	NOC	Signature
1	JAWORSKA E.	POL
2	GAWEL A.	POL

Technical Delegates	NOC	Signature
A	PERKINS G.	USA
B	NAVARRETE C.	MEX

1st Period					
A	P	B	A	P	B
5	1	10		23	
	2			24	
7	3	1		25	
	4			26	
5	5	4		27	
	6			28	
7	7	3		29	
	8			30	
15	9	9		31	
	10			32	
7	11	10		33	
	12			34	
5	13	7		35	
	14			36	
7	15	7		37	
	16			38	
15	17	9		39	
	18			40	
5	19	4		41	
	20			42	
	21	4		43	
	22			44	

2nd Period					
A	P	B	A	P	B
	1	4		23	
5	2			24	
	3	8		25	
11	4			26	
	5	8		27	
5	6	10		28	
	7			29	
5	8	9		30	
17	9			31	
	10	9		32	
11	11			33	
	12	4		34	
5	13			35	
	14	8		36	
5	15			37	
	16	9		38	
7	17			39	
	18	7		40	
5	19	9		41	
	20			42	
5	21			43	
	22			44	

1st Period	19 - 21	2nd Period	21 - 19
Result	0 - 1	Result	1 - 0
"Shoot-out"		Shootout	7 - 6
		Result	1 - 0

Team A										
N	7	15	5	17	17					
DG				12						7
P	2	2	/	2	1					
Team B										
N	4	3	9	7	10					
DG										6
P	2	2	/	/	2					

Legend:	D Disqualification	DG Direct Goal	DR Disqualification with Report	GG Golden Goal
No. Players Number	Off. Official	P Goal Points	SUS Suspension	
TO Team Timeout				



Results

Match M3
Chinese Taipei 2 vs 1 Uruguay
REFEREES:

Jaworska Edyta (POL)

Gawel Anna (POL)

1st Period: 19 - 21
2nd Period: 21 - 19
Shootout: 7 - 6
TPE - Chinese Taipei

Headcoach: KAO Chihching

Team time outs: 1

No.	Name	Total				Goals / Shots							Punishments		
		Points	Goals	Shots	%	1-Pt All	1-Pt Spin	Spin	In-flight	Specialist	Direct Goal	P6m	SUS	D	DR
5	HSIEH Chihshuan	21	11	14	79	1 / 1		6 / 8	1 / 1			3 / 4			
7	TING Hsihsien	12	6	11	55			6 / 8	0 / 3				1		
10	PAN Yuanjen														
11	HSU Yuchen	4	2	5	40			0 / 1		2 / 4					
12	CHENG Shinyen	2	1	2	50						1 / 2				
15	WU Pengwei	6	3	4	75			2 / 2	1 / 1			0 / 1			
17	SU Weilun	2	2	2	100	2 / 2	1 / 1								
55	CHIU Pinsheng												1		
99	CHEN Guanru														
Totals		47	25	38	66	3 / 3	1 / 1	14 / 19	2 / 5	2 / 4	1 / 2	3 / 5	2		

No.	Goalkeeper	Total			Saves / Shots							
		Saves	Shots	%	1-Pt All	1-Pt Spin	Spin	In-flight	Specialist	Direct Goal	P6m	
7	TING Hsihsien	0	2	0			0 / 1	0 / 1				
12	CHENG Shinyen	7	30	23	0 / 4	0 / 3	5 / 15	0 / 4	1 / 5	0 / 1	1 / 1	
Totals		7	32	22	0 / 4	0 / 3	5 / 16	0 / 5	1 / 5	0 / 1	1 / 1	

URU - Uruguay

Headcoach: BALLETO MARTINEZ Gaston Pedro

Team time outs: 1

No.	Name	Total				Goals / Shots							Punishments		
		Points	Goals	Shots	%	1-Pt All	1-Pt Spin	Spin	In-flight	Specialist	Direct Goal	P6m	SUS	D	DR
1	GONZALEZ GUTIERREZ Santiago	2	1	1	100						1 / 1				
3	CEDRES COSTAS Tiago Hernan	4	2	2	100			2 / 2					1		
4	MARQUEZ GARCIA Victor Eduardo	11	6	11	55	1 / 1	1 / 1	5 / 10					1		
5	RUS MADERNI Mateo												1	1	
6	GAMBETTA PERDOMO Diego												1	1	
7	MARIANO YOUNG Jeronimo	6	3	6	50			3 / 6							
8	SOSA VARGAS David Ismael	6	3	3	100					3 / 3					
9	MATTERA MEDINA Ignacio Angel	11	6	8	75	1 / 1	1 / 1	1 / 2	4 / 5						
10	SAGASTI TRIAS Sebastian	6	4	7	57	2 / 2	1 / 1	0 / 1	1 / 1	1 / 2		0 / 1			
Totals		46	25	38	66	4 / 4	3 / 3	11 / 21	5 / 6	4 / 5	1 / 1	0 / 1	4	2	

No.	Goalkeeper	Total			Saves / Shots							
		Saves	Shots	%	1-Pt All	1-Pt Spin	Spin	In-flight	Specialist	Direct Goal	P6m	
1	GONZALEZ GUTIERREZ Santiago	6	31	19	0 / 3	0 / 1	3 / 17	1 / 3	1 / 3	0 / 1	1 / 4	
Totals		6	31	19	0 / 3	0 / 1	3 / 17	1 / 3	1 / 3	0 / 1	1 / 4	

Team Comparison

	1st Period				2nd Period			
	Chinese Taipei		Uruguay		Chinese Taipei		Uruguay	
	Goals/Shots	%	Goals/Shots	%	Goals/Shots	%	Goals/Shots	%
In-flight Shots	1 / 1	100	2 / 3	67	1 / 4	25	2 / 2	100
Spin Shots	7 / 9	78	6 / 12	50	5 / 7	71	3 / 5	60
Specialist Shots	0 / 1	0	1 / 2	50	2 / 3	67	3 / 3	100
1-Point Shots	1 / 1	100	1 / 1	100	1 / 1	100	3 / 3	100
Direct Goal Shots	0 / 1	0	1 / 1	100				
6-meter Shots	1 / 1	100			2 / 4	50	0 / 1	0
1-Point Spin Shots					1 / 1	100	3 / 3	100



Results

Chinese Taipei 2 vs 1 Uruguay

REFEREES:

 Jaworska Edyta (POL)
 Gawel Anna (POL)

1st Period: 19 - 21

2nd Period: 21 - 19

Shootout: 7 - 6

Running Score
TPE - URU
1st Period

0	:	1	SAGASTI TRIAS S.
0	:	3	GONZALEZ GUTIERREZ S.
0	:	5	MARQUEZ GARCIA V.
0	:	7	CEDRES COSTAS T.
0	:	9	MATTERA MEDINA I.
HSIEH C.	:	1	: 9
1	:	11	SAGASTI TRIAS S.
TING H.	:	3	: 11
3	:	13	MARIANO YOUNG J.
HSIEH C.	:	5	: 13
TING H.	:	7	: 13
WU P.	:	9	: 13
9	:	15	MARIANO YOUNG J.
TING H.	:	11	: 15
11	:	17	MATTERA MEDINA I.
HSIEH C.	:	13	: 17
13	:	19	MARQUEZ GARCIA V.
TING H.	:	15	: 19
15	:	21	MARQUEZ GARCIA V.
WU P.	:	17	: 21
HSIEH C.	:	19	: 21

2nd Period

HSIEH C.	:	2	: 0
2	:	1	MARQUEZ GARCIA V.
2	:	3	SOSA VARGAS D.
HSU Y.	:	4	: 3
4	:	5	SOSA VARGAS D.
4	:	6	SAGASTI TRIAS S.
HSIEH C.	:	6	: 6
HSIEH C.	:	8	: 6
8	:	8	MATTERA MEDINA I.
SU W.	:	9	: 8
HSU Y.	:	11	: 8
11	:	10	MATTERA MEDINA I.
HSIEH C.	:	13	: 10
13	:	12	MARQUEZ GARCIA V.
HSIEH C.	:	15	: 12
15	:	14	SOSA VARGAS D.
15	:	16	MATTERA MEDINA I.
TING H.	:	17	: 16
17	:	18	MARIANO YOUNG J.
HSIEH C.	:	19	: 18
19	:	19	MATTERA MEDINA I.
HSIEH C.	:	21	: 19

Shootout

0	:	2	MARQUEZ GARCIA V.
TING H.	:	2	: 2
2	:	4	CEDRES COSTAS T.
WU P.	:	4	: 4
CHENG S.	:	6	: 4
6	:	6	SAGASTI TRIAS S.
SU W.	:	7	: 6

TPE - Chinese Taipei

No.	Name	Technical skills					
		Assists	Steals	Blocked Shots	Received 6m Fouls	Penalty Fouls	Turnovers
5	HSIEH Chihsuan	3					
7	TING Hsihsien	3			1	1	1
10	PAN Yuanjen			1			
11	HSU Yuchen	3			2		
12	CHENG Shinyen						
15	WU Pengwei	5			1		2
17	SU Weilun				1		
55	CHIU Pinsheng	1					
99	CHEN Guanru						
Team							
Totals		15		1	5	1	3

URU - Uruguay

No.	Name	Technical skills					
		Assists	Steals	Blocked Shots	Received 6m Fouls	Penalty Fouls	Turnovers
1	GONZALEZ GUTIERREZ Santiago						
3	CEDRES COSTAS Tiago Hernan					1	
4	MARQUEZ GARCIA Victor Eduardo	2				1	
5	RUS MADERNI Mateo			1		2	
6	GAMBETTA PERDOMO Diego			2		1	
7	MARIANO YOUNG Jeronimo	1					
8	SOSA VARGAS David Ismael				1		
9	MATTERA MEDINA Ignacio Angel						2
10	SAGASTI TRIAS Sebastian	7					1
Team							
Totals		10		3	1	5	3

Legend:

%	Efficiency	1-Pt	1-Point-Shots	1-Pt Spin	1-Point-Spinshots	D	Disqualifications
DR	Disqualifications with Report	No.	Uniform Number	P6m	6m Penalty Shots	Spin	Spinshots
SUS	Suspension						

MATCH AND REFEREES REPORT

BEACH HANDBALL

<input checked="" type="checkbox"/>	Youth Olympics
<input type="checkbox"/>	WCh
<input type="checkbox"/>	Int. Match

<input type="checkbox"/>	Qual.Match
<input type="checkbox"/>	Qual. Tournament
<input checked="" type="checkbox"/>	Final tournament

<input checked="" type="checkbox"/>	Men
<input type="checkbox"/>	Men's J
<input type="checkbox"/>	Men's Y

<input type="checkbox"/>	Women
<input type="checkbox"/>	Women's J
<input type="checkbox"/>	Women's Y

Matchnumber

M04

A / Home Team

B / Away Team

Final Result

Uruguay			Spain			
Place	Court No.	Date	Time	Spectators	TV	Report follows
Buenos Aires	3	08/10/2018	17:00			NO

0 : 2

No.	Team A	P	SUS	SUS	D	DR
1	GONZALEZ GUTIERREZ Santiago					
3	CEDRES COSTAS Tiago Hernan		10:49			
4	MARQUEZ GARCIA Victor Eduardo	8				
5	RUS MADERNI Mateo		13:27			
6	GAMBETTA PERDOMO Diego		6:07	14:55	14:55	
7	MARIANO YOUNG Jeronimo					
8	SOSA VARGAS David Ismael					
9	MATTERA MEDINA Ignacio Angel	8				
10	SAGASTI TRIAS Sebastian	4	2:16			
A	BALLETTO MARTINEZ Gaston Pedro					
B	BONINO MARTINEZ Alvaro Daniel					
C						
D						
Sig. Off.		TTO	3:47			

No.	Team B	P	SUS	SUS	D	DR
3	LUIS MOSQUERA Domingo Jesus	2	2:56			
4	MARTINEZ RODRIGUEZ David	6	8:41			
6	GONZALEZ VILLEGAS Carlos					
7	VENEGAS RODRIGUEZ Sergio Jose	12				
8	FERRE ANDREU Pau					
9	GARCIA-CABANAS CARQUES Guillermo					
10	BANDERA FERNANDEZ Adrian	6				
11	PEREZ MANZANARES Sergio	16				
12	RODRIGUEZ SERRANO Pedro					
A	BAGO RASCON Pedro					
B	HERNANDEZ LOPEZ Sebastian Andres					
C	CALVILLO RODA Jose Maria					
D						
Sig. Off.		TTO				

Referees	NOC	Signature
1	CARDONE L.	ITA
2	MANUELE S.	ITA

Technical Delegates	NOC	Signature
A	SABOVIK I.	SVK
B	CABRILLANA M.	ARG

1st Period					
A	P	B	A	P	B
	1			23	
9	2	4		24	
	3			25	
4	4	11		26	
	5			27	
4	6	7		28	
	7			29	
4	8	11		30	
	9			31	
	10	4		32	
	11			33	
	12	7		34	
	13			35	
	14	7		36	
	15			37	
	16	10		38	
	17			39	
	18	11		40	
	19			41	
	20	7		42	
	21			43	
	22			44	

2nd Period					
A	P	B	A	P	B
	1			23	
10	2	7		24	
	3			25	
9	4	3		26	
	5			27	
9	6	11		28	
	7			29	
9	8	11		30	
	9			31	
4	10	11		32	
	11			33	
10	12	10		34	
	13			35	
	14	7		36	
	15			37	
	16	11		38	
	17			39	
	18	10		40	
	19			41	
	20	4		42	
	21			43	
	22	11		44	

1st Period	8 - 20	2nd Period	12 - 22
Result	0 - 1	Result	0 - 1
"Shoot-out"		Shootout	
		Result	

Team A

N									
DG									
P									

Team B

N									
DG									
P									

Legend:
D Disqualification **DG** Direct Goal
No. Players Number **Off.** Official **DR** Disqualification with Report
TO Team Timeout **P** Goal Points **GG** Golden Goal
SUS Suspension



Results

Match M4
Uruguay 0 vs 2 Spain
REFEREES:

 Cardone Luciano (ITA)
 Manuele Sebastiano (ITA)

1st Period: 8 - 20
2nd Period: 12 - 22
URU - Uruguay
Headcoach: BALLETO MARTINEZ Gaston Pedro
Team time outs: 1

No.	Name	Total				Goals / Shots							Punishments		
		Points	Goals	Shots	%	1-Pt All	1-Pt Spin	Spin	In-flight	Specialist	Direct Goal	P6m	SUS	D	DR
1	GONZALEZ GUTIERREZ Santiago		0	1	0						0 / 1				
3	CEDRES COSTAS Tiago Hernan												1		
4	MARQUEZ GARCIA Victor Eduardo	8	4	8	50			4 / 8							
5	RUS MADERNI Mateo												1		
6	GAMBETTA PERDOMO Diego												2	1	
7	MARIANO YOUNG Jeronimo		0	4	0			0 / 4							
8	SOSA VARGAS David Ismael		0	1	0					0 / 1					
9	MATTERA MEDINA Ignacio Angel	8	4	4	100			2 / 2	2 / 2						
10	SAGASTI TRIAS Sebastian	4	2	2	100					1 / 1		1 / 1	1		
Totals		20	10	20	50			6 / 14	2 / 2	1 / 2	0 / 1	1 / 1	5	1	

No.	Goalkeeper	Total			Saves / Shots						
		Saves	Shots	%	1-Pt All	1-Pt Spin	Spin	In-flight	Specialist	Direct Goal	P6m
1	GONZALEZ GUTIERREZ Santiago	6	27	22			5 / 13	0 / 4	0 / 8	1 / 1	0 / 1
Totals		6	27	22			5 / 13	0 / 4	0 / 8	1 / 1	0 / 1

ESP - Spain
Headcoach: BAGO RASCON Pedro

No.	Name	Total				Goals / Shots							Punishments		
		Points	Goals	Shots	%	1-Pt All	1-Pt Spin	Spin	In-flight	Specialist	Direct Goal	P6m	SUS	D	DR
3	LUIS MOSQUERA Domingo Jesus	2	1	3	33			1 / 3					1		
4	MARTINEZ RODRIGUEZ David	6	3	3	100			1 / 1	1 / 1			1 / 1	1		
6	GONZALEZ VILLEGAS Carlos														
7	VENEGAS RODRIGUEZ Sergio Jose	12	6	9	67			3 / 5	3 / 4						
8	FERRE ANDREU Pau														
9	GARCIA-CABANAS CARQUES Guillermo														
10	BANDERA FERNANDEZ Adrian	6	3	4	75			3 / 4							
11	PEREZ MANZANARES Sergio	16	8	9	89					8 / 9					
12	RODRIGUEZ SERRANO Pedro		0	1	0						0 / 1				
Totals		42	21	29	72			8 / 13	4 / 5	8 / 9	0 / 1	1 / 1	2		

No.	Goalkeeper	Total			Saves / Shots						
		Saves	Shots	%	1-Pt All	1-Pt Spin	Spin	In-flight	Specialist	Direct Goal	P6m
9	GARCIA-CABANAS CARQUES Guillermo	0	3	0			0 / 2		0 / 1		
12	RODRIGUEZ SERRANO Pedro	5	12	42			5 / 9	0 / 2			0 / 1
Totals		5	15	33			5 / 11	0 / 2	0 / 1		0 / 1

Team Comparison

	1st Period				2nd Period			
	Uruguay		Spain		Uruguay		Spain	
	Goals/Shots	%	Goals/Shots	%	Goals/Shots	%	Goals/Shots	%
In-flight Shots			3 / 3	100	2 / 2	100	1 / 2	50
Spin Shots	4 / 7	57	3 / 5	60	2 / 7	29	5 / 8	63
Specialist Shots			3 / 3	100	1 / 2	50	5 / 6	83
1-Point Shots								
Direct Goal Shots	0 / 1	0					0 / 1	0
6-meter Shots			1 / 1	100	1 / 1	100		
1-Point Spin Shots								



Results

Uruguay 0 vs 2 Spain

REFEREES:

Cardone Luciano (ITA)
Manuele Sebastiano (ITA)

1st Period: 8 - 20
2nd Period: 12 - 22

URU - Uruguay

No.	Name	Technical skills					
		Assists	Steals	Blocked Shots	Received 6m Fouls	Penalty Fouls	Turnovers
1	GONZALEZ GUTIERREZ Santiago		1				
3	CEDRES COSTAS Tiago Hernan						
4	MARQUEZ GARCIA Victor Eduardo	1					4
5	RUS MADERNI Mateo	1				1	
6	GAMBETTA PERDOMO Diego						
7	MARIANO YOUNG Jeronimo	1					2
8	SOSA VARGAS David Ismael						5
9	MATTERA MEDINA Ignacio Angel						1
10	SAGASTI TRIAS Sebastian	1					3
Team							
Totals		4	1			1	15

Running Score

URU - ESP

1st Period

0 : 2	MARTINEZ RODRIGUEZ D.
0 : 4	PEREZ MANZANARES S.
0 : 6	VENEGAS RODRIGUEZ S.
0 : 8	PEREZ MANZANARES S.
2 : 8	MATTERA MEDINA I.
4 : 8	MARQUEZ GARCIA V.
4 : 10	MARTINEZ RODRIGUEZ D.
6 : 10	MARQUEZ GARCIA V.
6 : 12	VENEGAS RODRIGUEZ S.
6 : 14	VENEGAS RODRIGUEZ S.
8 : 14	MARQUEZ GARCIA V.
8 : 16	BANDERA FERNANDEZ A.
8 : 18	PEREZ MANZANARES S.
8 : 20	VENEGAS RODRIGUEZ S.

2nd Period

0 : 2	VENEGAS RODRIGUEZ S.
2 : 2	SAGASTI TRIAS S.
2 : 4	LUIS MOSQUERA D.
2 : 6	PEREZ MANZANARES S.
4 : 6	MATTERA MEDINA I.
4 : 8	PEREZ MANZANARES S.
4 : 10	PEREZ MANZANARES S.
4 : 12	BANDERA FERNANDEZ A.
4 : 14	VENEGAS RODRIGUEZ S.
6 : 14	MATTERA MEDINA I.
6 : 16	PEREZ MANZANARES S.
6 : 18	BANDERA FERNANDEZ A.
8 : 18	MATTERA MEDINA I.
8 : 20	MARTINEZ RODRIGUEZ D.
10 : 20	MARQUEZ GARCIA V.
12 : 20	SAGASTI TRIAS S.
12 : 22	PEREZ MANZANARES S.

ESP - Spain

No.	Name	Technical skills					
		Assists	Steals	Blocked Shots	Received 6m Fouls	Penalty Fouls	Turnovers
3	LUIS MOSQUERA Domingo Jesus	1					1
4	MARTINEZ RODRIGUEZ David				1		2
6	GONZALEZ VILLEGAS Carlos	3	2	2			1
7	VENEGAS RODRIGUEZ Sergio Jose	1				1	1
8	FERRE ANDREU Pau		3	1			
9	GARCIA-CABANAS CARQUES Guillermo						1
10	BANDERA FERNANDEZ Adrian	2					
11	PEREZ MANZANARES Sergio						
12	RODRIGUEZ SERRANO Pedro	2					
Team							
Totals		9	5	3	1	1	6

Legend:

%	Efficiency	1-Pt	1-Point-Shots	1-Pt Spin	1-Point-Spinshots	D	Disqualifications
DR	Disqualifications with Report	No.	Uniform Number	P6m	6m Penalty Shots	Spin	Spinshots
SUS	Suspension						

MATCH AND REFEREES REPORT

BEACH HANDBALL

<input checked="" type="checkbox"/>	Youth Olympics
<input type="checkbox"/>	WCh
<input type="checkbox"/>	Int. Match

<input type="checkbox"/>	Qual.Match
<input type="checkbox"/>	Qual. Tournament
<input checked="" type="checkbox"/>	Final tournament

<input checked="" type="checkbox"/>	Men
<input type="checkbox"/>	Men's J
<input type="checkbox"/>	Men's Y

<input type="checkbox"/>	Women
<input type="checkbox"/>	Women's J
<input type="checkbox"/>	Women's Y

Matchnumber

M05

A / Home Team

B / Away Team

Final Result

Hungary			Chinese Taipei			
Place	Court No.	Date	Time	Spectators	TV	Report follows
Buenos Aires	2	08/10/2018	17:00			NO

2 : 0

No.	Team A	P	SUS	SUS	D	DR
1	MARCZIKA Barnabas	2				
9	MELNICSUK Viktor	2				
18	TOTH Benedek	4				
20	SEPROS Bence					
24	FENYVESI Marcell		8:54			
26	GUBICZA Csaba	10				
29	HORNYAK Bence	20				
44	SIMON Kristof					
88	MATUSZKA Balazs					
A	PENSZKI Gergely					
B	TUBA-KOVACS Ervin					
C						
D						
Sig. Off.	TTO		9:44		8:33	

No.	Team B	P	SUS	SUS	D	DR
5	HSIEH Chihshuan	12				
7	TING Hsihsien	8	11:21			
10	PAN Yuanjen					
11	HSU Yuchen					
12	CHENG Shinyen					
15	WU Pengwei	2				
17	SU Weilun	6				
55	CHIU Pinsheng					
99	CHEN Guanru	6				
A	KAO Chihching					
B						
C						
D						
Sig. Off.	TTO				5:09	

Referees	NOC	Signature
1	ASSIS F.	BRA
2	DOS SANTOS S.	BRA

Technical Delegates	NOC	Signature
A	WESTHAUSLER D.	GER
B	RODRIGUEZ G.	ARG

1st Period					
A	P	B	A	P	B
	1			23	
29	2	7		24	
	3			25	
29	4	17		26	
	5			27	
29	6	15		28	
	7			29	
29	8	7		30	
	9			31	
29	10	17		32	
	11			33	
29	12	5		34	
	13			35	
18	14	5		36	
	15			37	
26	16			38	
	17			39	
	18			40	
	19			41	
	20			42	
	21			43	
	22			44	

2nd Period					
A	P	B	A	P	B
	1			23	
1	2	5		24	
	3			25	
26	4	7		26	
	5			27	
29	6	17		28	
	7			29	
9	8	7		30	
	9			31	
26	10	99		32	
	11			33	
26	12	5		34	
26	13			35	
	14	5		36	
29	15			37	
	16	99		38	
29	17			39	
	18	5		40	
18	19			41	
	20	99		42	
29	21			43	
26	22			44	

1st Period	16 - 14	2nd Period	22 - 20
Result	1 - 0	Result	1 - 0
"Shoot-out"		Shootout	
		Result	

Team A

N									
DG									
P									

Team B

N									
DG									
P									

Legend:
D Disqualification **DG** Direct Goal
No. Players Number **Off.** Official **DR** Disqualification with Report
TO Team Timeout **P** Goal Points **GG** Golden Goal
SUS Suspension



Results

Match M5
Hungary 2 vs 0 Chinese Taipei
REFEREES:

 Assis Flavio (BRA)
 dos Santos Sidiney (BRA)

1st Period: 16 - 14
2nd Period: 22 - 20
HUN - Hungary

Headcoach: PENSZKI Gergely

Team time outs: 2

No.	Name	Total				Goals / Shots							Punishments		
		Points	Goals	Shots	%	1-Pt All	1-Pt Spin	Spin	In-flight	Specialist	Direct Goal	P6m	SUS	D	DR
1	MARCZIKA Barnabas	2	1	1	100						1 / 1				
9	MELNICSUK Viktor	2	1	3	33					1 / 3					
18	TOTH Benedek	4	2	3	67			1 / 1	1 / 2						
20	SEPROS Bence														
24	FENYVESI Marcell												1		
26	GUBICZA Csaba	10	6	8	75	2 / 2		4 / 6							
29	HORNYAK Bence	20	10	14	71	0 / 1		5 / 6	2 / 4			3 / 3			
44	SIMON Kristof														
88	MATUSZKA Balazs		0	4	0			0 / 4							
Totals		38	20	33	61	2 / 3		10 / 17	3 / 6	1 / 3	1 / 1	3 / 3	1		

No.	Goalkeeper	Total			Saves / Shots						
		Saves	Shots	%	1-Pt All	1-Pt Spin	Spin	In-flight	Specialist	Direct Goal	P6m
1	MARCZIKA Barnabas	7	24	29			4 / 12	2 / 6	0 / 3		1 / 3
Totals		7	24	29			4 / 12	2 / 6	0 / 3		1 / 3

TPE - Chinese Taipei

Headcoach: KAO Chihching

Team time outs: 1

No.	Name	Total				Goals / Shots							Punishments		
		Points	Goals	Shots	%	1-Pt All	1-Pt Spin	Spin	In-flight	Specialist	Direct Goal	P6m	SUS	D	DR
5	HSIEH Chihsuan	12	6	9	67			3 / 3	1 / 3			2 / 3			
7	TING Hsihsien	8	4	7	57			2 / 5	2 / 2				1		
10	PAN Yuanjen														
11	HSU Yuchen														
12	CHENG Shinyen														
15	WU Pengwei	2	1	2	50			1 / 2							
17	SU Weilun	6	3	3	100					3 / 3					
55	CHIU Pinsheng														
99	CHEN Guanru	6	3	4	75			2 / 3	1 / 1						
Totals		34	17	25	68			8 / 13	4 / 6	3 / 3		2 / 3	1		

No.	Goalkeeper	Total			Saves / Shots						
		Saves	Shots	%	1-Pt All	1-Pt Spin	Spin	In-flight	Specialist	Direct Goal	P6m
12	CHENG Shinyen	9	29	31	1 / 3		4 / 14	2 / 5	2 / 3	0 / 1	0 / 3
Totals		9	29	31	1 / 3		4 / 14	2 / 5	2 / 3	0 / 1	0 / 3

Team Comparison

	1st Period				2nd Period			
	Hungary		Chinese Taipei		Hungary		Chinese Taipei	
	Goals/Shots	%	Goals/Shots	%	Goals/Shots	%	Goals/Shots	%
In-flight Shots	2 / 4	50	2 / 3	67	1 / 2	50	2 / 3	67
Spin Shots	5 / 9	56	2 / 4	50	5 / 8	63	6 / 9	67
Specialist Shots	0 / 2	0	2 / 2	100	1 / 1	100	1 / 1	100
1-Point Shots	0 / 1	0			2 / 2	100		
Direct Goal Shots					1 / 1	100		
6-meter Shots	1 / 1	100	1 / 1	100	2 / 2	100	1 / 2	50
1-Point Spin Shots								



Results

Hungary 2 vs 0 Chinese Taipei

REFEREES:

Assis Flavio (BRA)
dos Santos Sidiney (BRA)

1st Period: 16 - 14
2nd Period: 22 - 20

Running Score

HUN - TPE

HUN - Hungary

No.	Name	Technical skills					
		Assists	Steals	Blocked Shots	Received 6m Fouls	Penalty Fouls	Turnovers
1	MARCZIKA Barnabas						
9	MELNICSUK Viktor	3					1
18	TOTH Benedek	3			2		
20	SEPROS Bence						
24	FENYVESI Marcell					1	
26	GUBICZA Csaba	1	1				
29	HORNYAK Bence	5			1		1
44	SIMON Kristof						
88	MATUSZKA Balazs	1					1
Team							
Totals		13	1		3	1	3

1st Period

HORNYAK B. 2 : 0
2 : 2 TING H.
HORNYAK B. 4 : 2
HORNYAK B. 6 : 2
6 : 4 SU W.
HORNYAK B. 8 : 4
8 : 6 WU P.
HORNYAK B. 10 : 6
10 : 8 TING H.
10 : 10 SU W.
10 : 12 HSIEH C.
HORNYAK B. 12 : 12
TOTH B. 14 : 12
14 : 14 HSIEH C.
GUBICZA C. 16 : 14

TPE - Chinese Taipei

No.	Name	Technical skills					
		Assists	Steals	Blocked Shots	Received 6m Fouls	Penalty Fouls	Turnovers
5	HSIEH Chihsuan	3					4
7	TING Hsihsien	3			1	1	2
10	PAN Yuanjen	1				1	
11	HSU Yuchen						2
12	CHENG Shinyen	1					
15	WU Pengwei	3					1
17	SU Weilun						
55	CHIU Pinsheng					1	1
99	CHEN Guanru						1
Team							
Totals		11			1	3	11

2nd Period

MARCZIKA B. 2 : 0
GUBICZA C. 4 : 0
HORNYAK B. 6 : 0
6 : 2 HSIEH C.
MELNICSUK V. 8 : 2
8 : 4 TING H.
GUBICZA C. 10 : 4
GUBICZA C. 12 : 4
12 : 6 SU W.
GUBICZA C. 13 : 6
HORNYAK B. 15 : 6
15 : 8 TING H.
15 : 10 CHEN G.
15 : 12 HSIEH C.
HORNYAK B. 17 : 12
17 : 14 HSIEH C.
TOTH B. 19 : 14
19 : 16 CHEN G.
19 : 18 HSIEH C.
HORNYAK B. 21 : 18
GUBICZA C. 22 : 18
22 : 20 CHEN G.

Legend:

%	Efficiency	1-Pt	1-Point-Shots	1-Pt Spin	1-Point-Spinshots	D	Disqualifications
DR	Disqualifications with Report	No.	Uniform Number	P6m	6m Penalty Shots	Spin	Spinshots
SUS	Suspension						

MATCH AND REFEREES REPORT

BEACH HANDBALL

<input checked="" type="checkbox"/>	Youth Olympics
<input type="checkbox"/>	WCh
<input type="checkbox"/>	Int. Match

<input type="checkbox"/>	Qual.Match
<input type="checkbox"/>	Qual. Tournament
<input checked="" type="checkbox"/>	Final tournament

<input checked="" type="checkbox"/>	Men
<input type="checkbox"/>	Men's J
<input type="checkbox"/>	Men's Y

<input type="checkbox"/>	Women
<input type="checkbox"/>	Women's J
<input type="checkbox"/>	Women's Y

Matchnumber

M06

A / Home Team

B / Away Team

Final Result

Thailand			Venezuela			
Place	Court No.	Date	Time	Spectators	TV	Report follows
Buenos Aires	Central	08/10/2018	17:00			NO

2 : 0

No.	Team A	P	SUS	SUS	D	DR
1	SEELUENG Kanokpon					
4	YAIMUEANG Jeerapong					
6	WAENWISET Surasak					
7	RUKSAWONG Kittipong	4	15:33			
8	SRINAMKHAM Passakorn	6	2:08			
9	SINSUWAN Chaiwat	5	10:03			
10	KANNARONG Open	19				
13	WATTHANASIRI Siriwong	12				
17	PRATHUMMANG Jakkapat		10:39			
A	KANNARONG Surakhom					
B	IAMPHUCHUAI Sanit					
C						
D						
Sig. Off.	TTO	9:01		7:15		

No.	Team B	P	SUS	SUS	D	DR
1	MEZA Mauriel					
4	SILVA Dixon	7				
6	MARQUEZ Michael					
10	SEIJAS Rainer	16				
11	GUZMAN Denyer	2				
12	TORRES Alvaro					
13	PENALOZA Sanders					
14	NOEL Ednelson	10				
16	LOPEZ Dairon	2				
A	TIMAURE Christopher					
B	MAMO Ghassan					
C						
D						
Sig. Off.	TTO	7:48				

Referees	NOC	Signature
1	VIDOVIC T.	CRO
2	VISNJIC N.	CRO

Technical Delegates	NOC	Signature
A	BESLIJA E.	MNE
B	CARDONE C.	ITA

1st Period					
A	P	B	A	P	B
	1			23	
8	2	10	9	24	
	3			25	
13	4	14		26	
	5			27	
9	6	14		28	
	7			29	
10	8	16		30	
	9	4		31	
13	10			32	
	11	10		33	
10	12			34	
	13	10		35	
13	14			36	
9	15	14		37	
	16			38	
13	17	14		39	
	18			40	
13	19			41	
10	20			42	
	21			43	
13	22			44	

2nd Period					
A	P	B	A	P	B
	1			23	
10	2	10		24	
	3			25	
10	4	10		26	
	5			27	
10	6	10		28	
	7			29	
8	8	10		30	
	9			31	
10	10	11		32	
	11			33	
7	12	4		34	
	13			35	
7	14	4		36	
	15			37	
8	16	4		38	
	17			39	
10	18	14		40	
	19			41	
10	20	10		42	
	21			43	
10	22			44	

1st Period	24 - 17	2nd Period	22 - 20
Result	1 - 0	Result	1 - 0
"Shoot-out"		Shootout	
		Result	

Team A

N									
DG									
P									

Team B

N									
DG									
P									

Legend:
D Disqualification **DG** Direct Goal **DR** Disqualification with Report **GG** Golden Goal
No. Players Number **Off.** Official **P** Goal Points **SUS** Suspension
TO Team Timeout



Results

Match M6
Thailand 2 vs 0 Venezuela
REFEREES:

 Vidovic Tea (CRO)
 Visnjic Natasa (CRO)

1st Period: 24 - 17
2nd Period: 22 - 20
THA - Thailand

Headcoach: KANNARONG Surakhom

Team time outs: 2

No.	Name	Total				Goals / Shots							Punishments			
		Points	Goals	Shots	%	1-Pt All	1-Pt Spin	Spin	In-flight	Specialist	Direct Goal	P6m	SUS	D	DR	
1	SEELUENG Kanokpon															
4	YAIMUEANG Jeerapong															
6	WAENWISSET Surasak		0	2	0			0 / 1				0 / 1				
7	RUKSAWONG Kittipong	4	2	3	67			1 / 2	1 / 1				1			
8	SRINAMKHAM Passakorn	6	3	5	60			3 / 3	0 / 2				1			
9	SINSUWAN Chaiwat	5	3	4	75	1 / 1			1 / 1			1 / 2	1			
10	KANNARONG Open	19	10	15	67	1 / 2				8 / 12		1 / 1				
13	WATTANASIRI Siriwong	12	6	6	100					6 / 6						
17	PRATHUMMANG Jakkapat												1			
Totals		46	24	35	69	2 / 3		4 / 6	2 / 4	14 / 18		2 / 4	4			

No.	Goalkeeper	Total			Saves / Shots							
		Saves	Shots	%	1-Pt All	1-Pt Spin	Spin	In-flight	Specialist	Direct Goal	P6m	
1	SEELUENG Kanokpon	1	5	20				1 / 4	0 / 1			
10	KANNARONG Open	8	23	35	1 / 2		2 / 3	5 / 11	0 / 7			
Totals		9	28	32	1 / 2		2 / 3	6 / 15	0 / 8			

VEN - Venezuela

Headcoach: TIMAURE Christopher

Team time outs: 1

No.	Name	Total				Goals / Shots							Punishments			
		Points	Goals	Shots	%	1-Pt All	1-Pt Spin	Spin	In-flight	Specialist	Direct Goal	P6m	SUS	D	DR	
1	MEZA Mauriel															
4	SILVA Dixon	7	4	9	44	1 / 2		0 / 2	3 / 5							
6	MARQUEZ Michael		0	3	0				0 / 3							
10	SEIJAS Rainer	16	8	9	89					8 / 9						
11	GUZMAN Denyer	2	1	2	50			0 / 1	1 / 1							
12	TORRES Alvaro															
13	PENALOZA Sanders															
14	NOEL Ednelson	10	5	7	71			1 / 1	4 / 6							
16	LOPEZ Dairon	2	1	2	50	0 / 1			1 / 1							
Totals		37	19	32	59	1 / 3		1 / 4	9 / 16	8 / 9						

No.	Goalkeeper	Total			Saves / Shots							
		Saves	Shots	%	1-Pt All	1-Pt Spin	Spin	In-flight	Specialist	Direct Goal	P6m	
12	TORRES Alvaro	8	32	25	1 / 3		2 / 6	1 / 3	2 / 16		2 / 4	
Totals		8	32	25	1 / 3		2 / 6	1 / 3	2 / 16		2 / 4	

Team Comparison

	1st Period				2nd Period			
	Thailand		Venezuela		Thailand		Venezuela	
	Goals/Shots	%	Goals/Shots	%	Goals/Shots	%	Goals/Shots	%
In-flight Shots	1 / 1	100	4 / 9	44	1 / 3	33	5 / 7	71
Spin Shots	1 / 2	50	1 / 1	100	3 / 4	75	0 / 3	0
Specialist Shots	8 / 11	73	3 / 3	100	6 / 7	86	5 / 6	83
1-Point Shots	2 / 2	100	1 / 1	100	0 / 1	0	0 / 2	0
Direct Goal Shots								
6-meter Shots	1 / 2	50			1 / 2	50		
1-Point Spin Shots								



Results

Thailand 2 vs 0 Venezuela

REFEREES:

Vidovic Tea (CRO)
Visnjic Natasa (CRO)

1st Period: 24 - 17
2nd Period: 22 - 20

Running Score

THA - VEN

THA - Thailand

No.	Name	Technical skills					
		Assists	Steals	Blocked Shots	Received 6m Fouls	Penalty Fouls	Turnovers
1	SEELUENG Kanokpon						
4	YAIMUEANG Jeerapong						
6	WAENWISSET Surasak	6					1
7	RUKSAWONG Kittipong	5			2		1
8	SRINAMKHAM Passakorn	5					1
9	SINSUWAN Chaiwat				1		
10	KANNARONG Open						1
13	WATTHANASIRI Siriwong				1		
17	PRATHUMMANG Jakkapat						
Team							
Totals		16			4		4

1st Period

SRINAMKHAM P.	2 : 0
WATTHANASIRI S.	4 : 0
SEIJAS R.	4 : 2
SINSUWAN C.	6 : 2
NOEL E.	6 : 4
KANNARONG O.	8 : 4
WATTHANASIRI S.	10 : 4
NOEL E.	10 : 6
KANNARONG O.	12 : 6
LOPEZ D.	12 : 8
WATTHANASIRI S.	14 : 8
SILVA D.	14 : 9
SINSUWAN C.	15 : 9
SEIJAS R.	15 : 11
WATTHANASIRI S.	17 : 11
WATTHANASIRI S.	19 : 11
KANNARONG O.	20 : 11
SEIJAS R.	20 : 13
WATTHANASIRI S.	22 : 13
NOEL E.	22 : 15
SINSUWAN C.	24 : 15
NOEL E.	24 : 17

VEN - Venezuela

No.	Name	Technical skills					
		Assists	Steals	Blocked Shots	Received 6m Fouls	Penalty Fouls	Turnovers
1	MEZA Mauriel						
4	SILVA Dixon	2		1		1	1
6	MARQUEZ Michael	1				1	
10	SEIJAS Rainer						
11	GUZMAN Denyer	2					1
12	TORRES Alvaro						
13	PENALOZA Sanders	1				1	
14	NOEL Ednelson					1	1
16	LOPEZ Dairon						1
Team							
Totals		6		1		4	4

2nd Period

KANNARONG O.	2 : 0
SEIJAS R.	2 : 2
SEIJAS R.	2 : 4
KANNARONG O.	4 : 4
SEIJAS R.	4 : 6
KANNARONG O.	6 : 6
SEIJAS R.	6 : 8
SRINAMKHAM P.	8 : 8
KANNARONG O.	10 : 8
GUZMAN D.	10 : 10
RUKSAWONG K.	12 : 10
SILVA D.	12 : 12
SILVA D.	12 : 14
RUKSAWONG K.	14 : 14
SILVA D.	14 : 16
NOEL E.	14 : 18
SEIJAS R.	14 : 20
SRINAMKHAM P.	16 : 20
KANNARONG O.	18 : 20
KANNARONG O.	20 : 20
KANNARONG O.	22 : 20

Legend:

%	Efficiency	1-Pt	1-Point-Shots	1-Pt Spin	1-Point-Spinshots	D	Disqualifications
DR	Disqualifications with Report	No.	Uniform Number	P6m	6m Penalty Shots	Spin	Spinshots
SUS	Suspension						

MATCH AND REFEREES REPORT

BEACH HANDBALL

<input checked="" type="checkbox"/>	Youth Olympics
<input type="checkbox"/>	WCh
<input type="checkbox"/>	Int. Match

<input type="checkbox"/>	Qual.Match
<input type="checkbox"/>	Qual. Tournament
<input checked="" type="checkbox"/>	Final tournament

<input checked="" type="checkbox"/>	Men
<input type="checkbox"/>	Men's J
<input type="checkbox"/>	Men's Y

<input type="checkbox"/>	Women
<input type="checkbox"/>	Women's J
<input type="checkbox"/>	Women's Y

Matchnumber

M07

A / Home Team

B / Away Team

Final Result

Venezuela			Chinese Taipei			
Place	Court No.	Date	Time	Spectators	TV	Report follows
Buenos Aires	3	09/10/2018	10:00			NO

2 : 0

No.	Team A	P	SUS	SUS	D	DR
1	MEZA Mauriel					
4	SILVA Dixon	9				
6	MARQUEZ Michael		3:48	5:04	5:04	
10	SEIJAS Rainer	18				
11	GUZMAN Denyer					
12	TORRES Alvaro					
13	PENALOZA Sanders					
14	NOEL Ednelson	8				
16	LOPEZ Dairon	8				
A	TIMAURE Christopher					
B	MAMO Ghassan					
C						
D						
Sig. Off.	TTO				9:51	

No.	Team B	P	SUS	SUS	D	DR
5	HSIEH Chihshuan	13				
7	TING Hsihsien	2	13:06			
10	PAN Yuanjen					
11	HSU Yuchen	16				
12	CHENG Shinyen					
15	WU Pengwei					
17	SU Weilun					
55	CHIU Pinsheng					
99	CHEN Guanru	4				
A	KAO Chihching					
B						
C						
D						
Sig. Off.	TTO		8:26		9:57	

Referees	NOC	Signature
1	CARDONE L.	ITA
2	MANUELE S.	ITA

Technical Delegates	NOC	Signature
A	WESTHAUSLER D.	GER
B	RODRIGUEZ L.	ARG

1st Period					
A	P	B	A	P	B
	1			23	
10	2	5		24	
	3			25	
14	4	99		26	
	5			27	
14	6	5		28	
	7			29	
4	8	7		30	
	9			31	
10	10	5		32	
	11			33	
4	12	11		34	
	13			35	
10	14	11		36	
	15	5		37	
10	16			38	
	17			39	
16	18			40	
	19			41	
16	20			42	
	21			43	
10	22			44	

2nd Period					
A	P	B	A	P	B
	1			23	
4	2	11		24	
	3			25	
10	4	11		26	
	5			27	
16	6	11		28	
	7			29	
10	8	11		30	
	9			31	
16	10	5		32	
	11			33	
4	12	5		34	
	13			35	
10	14	5		36	
4	15			37	
	16	11		38	
10	17			39	
	18	99		40	
14	19			41	
	20	11		42	
14	21			43	
	22			44	

1st Period	22 - 15	2nd Period	21 - 20
Result	1 - 0	Result	1 - 0
"Shoot-out"		Shootout	
		Result	

Team A

N									
DG									
P									

Team B

N									
DG									
P									

Legend:
D Disqualification **DG** Direct Goal Official **DR** Disqualification with Report **GG** Golden Goal
No. Players Number **Off.** Official **P** Goal Points **SUS** Suspension
TO Team Timeout



Results

Match M7
Venezuela 2 vs 0 Chinese Taipei
REFEREES:

 Cardone Luciano (ITA)
 Manuele Sebastiano (ITA)

1st Period: 22 - 15
2nd Period: 21 - 20
VEN - Venezuela

Headcoach: TIMAURE Christopher

Team time outs: 1

No.	Name	Total				Goals / Shots							Punishments			
		Points	Goals	Shots	%	1-Pt All	1-Pt Spin	Spin	In-flight	Specialist	Direct Goal	P6m	SUS	D	DR	
1	MEZA Mauriel															
4	SILVA Dixon	9	5	7	71	1 / 1		1 / 1	3 / 5							
6	MARQUEZ Michael												2	1		
10	SEIJAS Rainer	18	9	11	82	0 / 1				9 / 10						
11	GUZMAN Denyer															
12	TORRES Alvaro															
13	PENALOZA Sanders															
14	NOEL Ednelson	8	4	7	57	0 / 1		3 / 5	1 / 1							
16	LOPEZ Dairon	8	4	5	80				4 / 5							
Totals		43	22	30	73	1 / 3		4 / 6	8 / 11	9 / 10			2	1		

No.	Goalkeeper	Total			Saves / Shots						
		Saves	Shots	%	1-Pt All	1-Pt Spin	Spin	In-flight	Specialist	Direct Goal	P6m
12	TORRES Alvaro	5	23	22	0 / 1	0 / 1	4 / 6	0 / 4	1 / 9		0 / 3
Totals		5	23	22	0 / 1	0 / 1	4 / 6	0 / 4	1 / 9		0 / 3

TPE - Chinese Taipei

Headcoach: KAO Chihching

Team time outs: 2

No.	Name	Total				Goals / Shots							Punishments			
		Points	Goals	Shots	%	1-Pt All	1-Pt Spin	Spin	In-flight	Specialist	Direct Goal	P6m	SUS	D	DR	
5	HSIEH Chihsuan	13	7	10	70	1 / 1	1 / 1	1 / 3	2 / 3			3 / 3				
7	TING Hsihsien	2	1	2	50			1 / 2					1			
10	PAN Yuanjen															
11	HSU Yuchen	16	8	9	89					8 / 9						
12	CHENG Shinyen															
15	WU Pengwei		0	1	0			0 / 1								
17	SU Weilun		0	1	0	0 / 1										
55	CHIU Pinsheng															
99	CHEN Guanru	4	2	3	67	0 / 1			2 / 2							
Totals		35	18	26	69	1 / 3	1 / 1	2 / 6	4 / 5	8 / 9		3 / 3	1			

No.	Goalkeeper	Total			Saves / Shots						
		Saves	Shots	%	1-Pt All	1-Pt Spin	Spin	In-flight	Specialist	Direct Goal	P6m
12	CHENG Shinyen	4	15	27	1 / 2		2 / 4	1 / 5	0 / 4		
Totals		5	27	19	2 / 3		2 / 6	1 / 9	0 / 9		

Team Comparison

	1st Period				2nd Period			
	Venezuela		Chinese Taipei		Venezuela		Chinese Taipei	
	Goals/Shots	%	Goals/Shots	%	Goals/Shots	%	Goals/Shots	%
In-flight Shots	4 / 5	80	2 / 2	100	4 / 6	67	2 / 3	67
Spin Shots	2 / 2	100	1 / 2	50	2 / 4	50	1 / 4	25
Specialist Shots	5 / 5	100	2 / 3	67	4 / 5	80	6 / 6	100
1-Point Shots	0 / 1	0	1 / 1	100	1 / 2	50	0 / 2	0
Direct Goal Shots								
6-meter Shots			2 / 2	100			1 / 1	100
1-Point Spin Shots			1 / 1	100				



Results

Venezuela 2 vs 0 Chinese Taipei
REFEREES:

 Cardone Luciano (ITA)
 Manuele Sebastiano (ITA)

1st Period: 22 - 15
2nd Period: 21 - 20
Running Score
VEN - TPE
VEN - Venezuela

No.	Name	Technical skills					
		Assists	Steals	Blocked Shots	Received 6m Fouls	Penalty Fouls	Turnovers
1	MEZA Mauriel						
4	SILVA Dixon	4				1	5
6	MARQUEZ Michael					3	
10	SEIJAS Rainer	1					
11	GUZMAN Denyer						
12	TORRES Alvaro						
13	PENALOZA Sanders					1	
14	NOEL Ednelson	10		2			1
16	LOPEZ Dairon	2					1
Team							
Totals		17		2		5	7

1st Period

SEIJAS R.	2	:	0	
	2	:	2	HSIEH C.
NOEL E.	4	:	2	
NOEL E.	6	:	2	
SILVA D.	8	:	2	
SEIJAS R.	10	:	2	
	10	:	4	CHEN G.
SILVA D.	12	:	4	
	12	:	6	HSIEH C.
	12	:	8	TING H.
SEIJAS R.	14	:	8	
	14	:	10	HSIEH C.
	14	:	12	HSU Y.
SEIJAS R.	16	:	12	
LOPEZ D.	18	:	12	
LOPEZ D.	20	:	12	
	20	:	14	HSU Y.
	20	:	15	HSIEH C.
SEIJAS R.	22	:	15	

TPE - Chinese Taipei

No.	Name	Technical skills					
		Assists	Steals	Blocked Shots	Received 6m Fouls	Penalty Fouls	Turnovers
5	HSIEH Chihshuan	4			1		
7	TING Hsihsien	1			2		3
10	PAN Yuanjen						
11	HSU Yuchen						3
12	CHENG Shinyen						
15	WU Pengwei	4					3
17	SU Weilun						1
55	CHIU Pinsheng						
99	CHEN Guanru	3			1		1
Team							
Totals		12			4		11

2nd Period

SILVA D.	2	:	0	
SEIJAS R.	4	:	0	
	4	:	2	HSU Y.
LOPEZ D.	6	:	2	
	6	:	4	HSU Y.
SEIJAS R.	8	:	4	
LOPEZ D.	10	:	4	
	10	:	6	HSU Y.
SILVA D.	12	:	6	
SEIJAS R.	14	:	6	
	14	:	8	HSU Y.
SILVA D.	15	:	8	
SEIJAS R.	17	:	8	
	17	:	10	HSIEH C.
	17	:	12	HSIEH C.
	17	:	14	HSIEH C.
NOEL E.	19	:	14	
	19	:	16	HSU Y.
	19	:	18	CHEN G.
	19	:	20	HSU Y.
NOEL E.	21	:	20	

Legend:

%	Efficiency	1-Pt	1-Point-Shots	1-Pt Spin	1-Point-Spinshots	D	Disqualifications
DR	Disqualifications with Report	No.	Uniform Number	P6m	6m Penalty Shots	Spin	Spinshots
SUS	Suspension						

MATCH AND REFEREES REPORT

BEACH HANDBALL

<input checked="" type="checkbox"/>	Youth Olympics
<input type="checkbox"/>	WCh
<input type="checkbox"/>	Int. Match

<input type="checkbox"/>	Qual.Match
<input type="checkbox"/>	Qual. Tournament
<input checked="" type="checkbox"/>	Final tournament

<input checked="" type="checkbox"/>	Men
<input type="checkbox"/>	Men's J
<input type="checkbox"/>	Men's Y

<input type="checkbox"/>	Women
<input type="checkbox"/>	Women's J
<input type="checkbox"/>	Women's Y

Matchnumber

M08

A / Home Team

B / Away Team

Final Result

Thailand			Uruguay			
Place	Court No.	Date	Time	Spectators	TV	Report follows
Buenos Aires	2	09/10/2018	10:00			NO

2 : 0

No.	Team A	P	SUS	SUS	D	DR
1	SEELUENG Kanokpon					
4	YAIMUEANG Jeerapong					
6	WAENWISET Surasak	5				
7	RUKSAWONG Kittipong	3				
8	SRINAMKHAM Passakorn	13				
9	SINSUWAN Chaiwat	2				
10	KANNARONG Open	22				
13	WATTHANASIRI Siriwong	4				
17	PRATHUMMANG Jakkapat					
A	KANNARONG Surakhom					
B	IAMPHUCHUAI Sanit					
C						
D						
Sig. Off.	TTO	9:47		9:13		

No.	Team B	P	SUS	SUS	D	DR
1	GONZALEZ GUTIERREZ Santiago		1:31			
3	CEDRES COSTAS Tiago Hernan					
4	MARQUEZ GARCIA Victor Eduardo	17	8:09			
5	RUS MADERNI Mateo					
6	GAMBETTA PERDOMO Diego		2:44	13:40	13:40	
7	MARIANO YOUNG Jeronimo	2				
8	SOSA VARGAS David Ismael					
9	MATTERA MEDINA Ignacio Angel	9	10:29	17:53	17:53	
10	SAGASTI TRIAS Sebastian	14				
A	BALLETTO MARTINEZ Gaston Pedro					
B	BONINO MARTINEZ Alvaro Daniel					
C						
D						
Sig. Off.	TTO					

Referees	NOC	Signature
1	RUDINSKY M.	SVK
2	MANDAK B.	SVK

Technical Delegates	NOC	Signature
A	NAVARRETE C.	MEX
B	SORIA J.	ARG

1st Period					
A	P	B	A	P	B
	1	9		23	9
9	2		10	24	
	3	10		25	4
10	4		10	26	
	5	10		27	
10	6			28	
	7	9		29	
6	8			30	
	9	4		31	
8	10			32	
	11	4		33	
10	12			34	
	13	10		35	
6	14			36	
	15	10		37	
10	16			38	
	17	4		39	
13	18			40	
	19	4		41	
10	20			42	
	21	7		43	
13	22			44	

2nd Period					
A	P	B	A	P	B
	1		8	23	
10	2	10		24	
	3			25	
10	4	4		26	
	5			27	
6	6	10		28	
	7	4		29	
8	8			30	
	9	9		31	
	10			32	
10	11	4		33	
	12			34	
8	13	10		35	
	14			36	
8	15	4		37	
	16			38	
10	17	9		39	
	18			40	
7	19			41	
	20			42	
8	21			43	
	22			44	

1st Period	26 - 25	2nd Period	23 - 17
Result	1 - 0	Result	1 - 0
"Shoot-out"		Shootout	
		Result	

Team A

N									
DG									
P									

Team B

N									
DG									
P									

Legend:
D Disqualification
No. Players Number
TO Team Timeout
DG Direct Goal
Off. Official
DR Disqualification with Report
P Goal Points
GG Golden Goal
SUS Suspension



Results

Match M8
Thailand 2 vs 0 Uruguay
REFEREES:

 Rudinsky Mario (SVK)
 Mandak Boris (SVK)

1st Period: 26 - 25
2nd Period: 23 - 17
THA - Thailand

Headcoach: KANNARONG Surakhom

Team time outs: 2

No.	Name	Total				Goals / Shots							Punishments			
		Points	Goals	Shots	%	1-Pt All	1-Pt Spin	Spin	In-flight	Specialist	Direct Goal	P6m	SUS	D	DR	
1	SEELUENG Kanokpon															
4	YAIMUEANG Jeerapong															
6	WAENWISSET Surasak	5	3	4	75	1 / 1	1 / 1	2 / 2					0 / 1			
7	RUKSAWONG Kittipong	3	2	2	100	1 / 1		1 / 1								
8	SRINAMKHAM Passakorn	13	7	8	88	1 / 1		5 / 6	1 / 1							
9	SINSUWAN Chaiwat	2	1	3	33			1 / 2					0 / 1			
10	KANNARONG Open	22	11	14	79					10 / 13			1 / 1			
13	WATTANASIRI Siriwong	4	2	3	67					2 / 3						
17	PRATHUMMANG Jakkapat															
Totals		49	26	34	76	3 / 3	1 / 1	9 / 11	1 / 1	12 / 16			1 / 3			

No.	Goalkeeper	Total			Saves / Shots						
		Saves	Shots	%	1-Pt All	1-Pt Spin	Spin	In-flight	Specialist	Direct Goal	P6m
1	SEELUENG Kanokpon	5	18	28	0 / 1	0 / 1	3 / 11	0 / 1	2 / 3		0 / 2
10	KANNARONG Open	3	12	25	0 / 1		2 / 6	1 / 1	0 / 1		0 / 3
Totals		8	30	27	0 / 2	0 / 1	5 / 17	1 / 2	2 / 4		0 / 5

URU - Uruguay

Headcoach: BALLETO MARTINEZ Gaston Pedro

No.	Name	Total				Goals / Shots							Punishments		
		Points	Goals	Shots	%	1-Pt All	1-Pt Spin	Spin	In-flight	Specialist	Direct Goal	P6m	SUS	D	DR
1	GONZALEZ GUTIERREZ Santiago		0	1	0						0 / 1		1		
3	CEDRES COSTAS Tiago Hernan														
4	MARQUEZ GARCIA Victor Eduardo	17	9	18	50	1 / 1	1 / 1	8 / 16	0 / 1				1		
5	RUS MADERNI Mateo														
6	GAMBETTA PERDOMO Diego												2	1	
7	MARIANO YOUNG Jeronimo	2	1	1	100			1 / 1							
8	SOSA VARGAS David Ismael		0	1	0					0 / 1					
9	MATTERA MEDINA Ignacio Angel	9	5	5	100	1 / 1		3 / 3	1 / 1				2	1	
10	SAGASTI TRIAS Sebastian	14	7	8	88					2 / 3		5 / 5			
Totals		42	22	34	65	2 / 2	1 / 1	12 / 20	1 / 2	2 / 4	0 / 1	5 / 5	6	2	

No.	Goalkeeper	Total			Saves / Shots						
		Saves	Shots	%	1-Pt All	1-Pt Spin	Spin	In-flight	Specialist	Direct Goal	P6m
1	GONZALEZ GUTIERREZ Santiago	5	30	17	0 / 3	0 / 1	2 / 11	0 / 1	3 / 14		0 / 1
5	RUS MADERNI Mateo	0	1	0					0 / 1		
Totals		5	31	16	0 / 3	0 / 1	2 / 11	0 / 1	3 / 15		0 / 1

Team Comparison

	1st Period				2nd Period			
	Thailand		Uruguay		Thailand		Uruguay	
	Goals/Shots	%	Goals/Shots	%	Goals/Shots	%	Goals/Shots	%
In-flight Shots					1 / 1	100	1 / 2	50
Spin Shots	4 / 5	80	8 / 12	67	5 / 6	83	4 / 8	50
Specialist Shots	9 / 11	82	2 / 3	67	3 / 5	60	0 / 1	0
1-Point Shots			1 / 1	100	3 / 3	100	1 / 1	100
Direct Goal Shots							0 / 1	0
6-meter Shots	0 / 2	0	2 / 2	100	1 / 1	100	3 / 3	100
1-Point Spin Shots					1 / 1	100	1 / 1	100



Results

Thailand 2 vs 0 Uruguay

REFEREES:

 Rudinsky Mario (SVK)
 Mandak Boris (SVK)

1st Period: 26 - 25

2nd Period: 23 - 17

Running Score

THA - URU

1st Period

0 : 1	MATTERA MEDINA I.
SINSUWAN C. 2 : 1	
2 : 3	SAGASTI TRIAS S.
KANNARONG O. 4 : 3	
4 : 5	SAGASTI TRIAS S.
KANNARONG O. 6 : 5	
6 : 7	MATTERA MEDINA I.
6 : 9	MARQUEZ GARCIA V.
WAENWISET S. 8 : 9	
SRINAMKHAM P. 10 : 9	
10 : 11	MARQUEZ GARCIA V.
10 : 13	SAGASTI TRIAS S.
10 : 15	SAGASTI TRIAS S.
KANNARONG O. 12 : 15	
WAENWISET S. 14 : 15	
14 : 17	MARQUEZ GARCIA V.
KANNARONG O. 16 : 17	
WATTHANASIRI S. 18 : 17	
18 : 19	MARQUEZ GARCIA V.
KANNARONG O. 20 : 19	
20 : 21	MARIANO YOUNG J.
WATTHANASIRI S. 22 : 21	
22 : 23	MATTERA MEDINA I.
KANNARONG O. 24 : 23	
24 : 25	MARQUEZ GARCIA V.
KANNARONG O. 26 : 25	

2nd Period

KANNARONG O. 2 : 0	
2 : 2	SAGASTI TRIAS S.
KANNARONG O. 4 : 2	
WAENWISET S. 5 : 2	
SRINAMKHAM P. 7 : 2	
7 : 4	MARQUEZ GARCIA V.
SRINAMKHAM P. 9 : 4	
KANNARONG O. 11 : 4	
11 : 6	SAGASTI TRIAS S.
SRINAMKHAM P. 13 : 6	
13 : 7	MARQUEZ GARCIA V.
13 : 9	MATTERA MEDINA I.
13 : 11	MARQUEZ GARCIA V.
SRINAMKHAM P. 15 : 11	
KANNARONG O. 17 : 11	
17 : 13	SAGASTI TRIAS S.
17 : 15	MARQUEZ GARCIA V.
RUKSAWONG K. 19 : 15	
RUKSAWONG K. 20 : 15	
20 : 17	MATTERA MEDINA I.
SRINAMKHAM P. 21 : 17	
SRINAMKHAM P. 23 : 17	

THA - Thailand

No.	Name	Technical skills					
		Assists	Steals	Blocked Shots	Received 6m Fouls	Penalty Fouls	Turnovers
1	SEELUENG Kanokpon						
4	YAIMUEANG Jeerapong		1		1	1	
6	WAENWISET Surasak	5					1
7	RUKSAWONG Kittipong	3					1
8	SRINAMKHAM Passakorn	1			1		2
9	SINSUWAN Chaiwat	1					2
10	KANNARONG Open	2			1		2
13	WATTHANASIRI Siriwong						
17	PRATHUMMANG Jakkapat			1			
Team							
Totals		12	1	1	3	1	8

URU - Uruguay

No.	Name	Technical skills					
		Assists	Steals	Blocked Shots	Received 6m Fouls	Penalty Fouls	Turnovers
1	GONZALEZ GUTIERREZ Santiago						
3	CEDRES COSTAS Tiago Hernan					1	
4	MARQUEZ GARCIA Victor Eduardo	3			1	2	2
5	RUS MADERNI Mateo						
6	GAMBETTA PERDOMO Diego						
7	MARIANO YOUNG Jeronimo	1	1				
8	SOSA VARGAS David Ismael	1					
9	MATTERA MEDINA Ignacio Angel						
10	SAGASTI TRIAS Sebastian	2					2
Team							
Totals		7	1		1	3	4

Legend:

%	Efficiency	1-Pt	1-Point-Shots	1-Pt Spin	1-Point-Spinshots	D	Disqualifications
DR	Disqualifications with Report	No.	Uniform Number	P6m	6m Penalty Shots	Spin	Spinshots
SUS	Suspension						

MATCH AND REFEREES REPORT

BEACH HANDBALL

<input checked="" type="checkbox"/>	Youth Olympics
<input type="checkbox"/>	WCh
<input type="checkbox"/>	Int. Match

<input type="checkbox"/>	Qual.Match
<input type="checkbox"/>	Qual. Tournament
<input checked="" type="checkbox"/>	Final tournament

<input checked="" type="checkbox"/>	Men
<input type="checkbox"/>	Men's J
<input type="checkbox"/>	Men's Y

<input type="checkbox"/>	Women
<input type="checkbox"/>	Women's J
<input type="checkbox"/>	Women's Y

Matchnumber

M09

A / Home Team

B / Away Team

Final Result

Spain			Hungary			
Place	Court No.	Date	Time	Spectators	TV	Report follows
Buenos Aires	Central	09/10/2018	10:00			NO

1 : 2

No.	Team A	P	SUS	SUS	D	DR
3	LUIS MOSQUERA Domingo Jesus	8				
4	MARTINEZ RODRIGUEZ David	5	11:19			
6	GONZALEZ VILLEGAS Carlos					
7	VENEGAS RODRIGUEZ Sergio Jose	12				
8	FERRE ANDREU Pau		7:43			
9	GARCIA-CABANAS CARQUES Guillermo	2	12:15			
10	BANDERA FERNANDEZ Adrian	4				
11	PEREZ MANZANARES Sergio	12				
12	RODRIGUEZ SERRANO Pedro					
A	BAGO RASCON Pedro					
B	HERNANDEZ LOPEZ Sebastian Andres					
C	CALVILLO RODA Jose Maria					
D						
Sig. Off.	TTO					

1st Period					
A	P	B	A	P	B
	1			23	
4	2	9		24	
	3			25	
11	4	29		26	
7	5			27	
	6	9		28	
3	7	26		29	
	8			30	
3	9	29		31	
	10			32	
11	11	26		33	
	12			34	
7	13	26		35	
7	14			36	
	15	29		37	
7	16			38	
	17	9		39	
	18			40	
	19			41	
	20			42	
	21			43	
	22			44	

2nd Period					
A	P	B	A	P	B
	1			23	
9	2	29		24	
	3			25	
4	4	29		26	
	5			27	
11	6	88		28	
	7			29	
3	8	26		30	
	9			31	
3	10	18		32	
	11			33	
7	12	29		34	
	13			35	
11	14	88		36	
	15			37	
7	16	9		38	
	17			39	
10	18			40	
4	19			41	
	20			42	
11	21			43	
	22			44	

No.	Team B	P	SUS	SUS	D	DR
1	MARCZIKA Barnabas					
9	MELNICSUK Viktor	9				
18	TOTH Benedek	4				
20	SEPROS Bence					
24	FENYVESI Marcell		9:57			
26	GUBICZA Csaba	7	0:25			
29	HORNYAK Bence	14	11:41			
44	SIMON Kristof		10:21			
88	MATUSZKA Balazs	6				
A	PENSZKI Gergely					
B	TUBA-KOVACS Ervin					
C						
D						
Sig. Off.	TTO	9:23		8:14		

1st Period	16 - 17	2nd Period	21 - 16
Result	0 - 1	Result	1 - 0
"Shoot-out"		Shootout	6 - 7
		Result	0 - 1

Referees	NOC	Signature
1	VIDOVIC T.	CRO
2	VISNJIC N.	CRO

Technical Delegates	NOC	Signature
A	KAVCIC M.	SLO
B	PERKINS G.	USA

Team A										
N	10	4	3	7	11					
DG										6
P	2	/	/	2	2					
Team B										
N	29	26	18	88	9					
DG										7
P	2	/	2	2	1					

Legend:	D Disqualification	DG Direct Goal	DR Disqualification with Report	GG Golden Goal
No. Players Number	Off. Official	P Goal Points	SUS Suspension	
TO Team Timeout				



Results

Match M9
Spain 1 vs 2 Hungary
REFEREES:

 Vidovic Tea (CRO)
 Visnjic Natasa (CRO)

1st Period: 16 - 17
2nd Period: 21 - 16
Shootout: 6 - 7
ESP - Spain

Headcoach: BAGO RASCON Pedro

No.	Name	Total				Goals / Shots						Punishments			
		Points	Goals	Shots	%	1-Pt All	1-Pt Spin	Spin	In-flight	Specialist	Direct Goal	P6m	SUS	D	DR
3	LUIS MOSQUERA Domingo Jesus	8	4	10	40			4 / 10							
4	MARTINEZ RODRIGUEZ David	5	3	6	50	1 / 1		0 / 2				2 / 3	1		
6	GONZALEZ VILLEGAS Carlos														
7	VENEGAS RODRIGUEZ Sergio Jose	12	7	8	88	2 / 2		5 / 6							
8	FERRE ANDREU Pau												1		
9	GARCIA-CABANAS CARQUES Guillermo	2	1	1	100						1 / 1		1		
10	BANDERA FERNANDEZ Adrian	4	2	3	67			2 / 3							
11	PEREZ MANZANARES Sergio	12	6	8	75			1 / 1		5 / 7					
12	RODRIGUEZ SERRANO Pedro														
Totals		43	23	36	64	3 / 3		12 / 22		5 / 7	1 / 1	2 / 3	3		

No.	Goalkeeper	Total			Saves / Shots						
		Saves	Shots	%	1-Pt All	1-Pt Spin	Spin	In-flight	Specialist	Direct Goal	P6m
9	GARCIA-CABANAS CARQUES Guillermo	8	23	35	0 / 1		3 / 12	2 / 4	3 / 5		0 / 1
12	RODRIGUEZ SERRANO Pedro	3	8	38	0 / 1		2 / 6		1 / 1		
Totals		11	32	34	0 / 2		5 / 18	2 / 4	4 / 7		0 / 1

HUN - Hungary

Headcoach: PENSZKI Gergely

Team time outs: 2

No.	Name	Total				Goals / Shots						Punishments			
		Points	Goals	Shots	%	1-Pt All	1-Pt Spin	Spin	In-flight	Specialist	Direct Goal	P6m	SUS	D	DR
1	MARCZIKA Barnabas														
9	MELNICSUK Viktor	9	5	10	50	1 / 1		1 / 1		3 / 8					
18	TOTH Benedek	4	2	2	100			1 / 1	1 / 1						
20	SEPROS Bence														
24	FENYVESI Marcell												1		
26	GUBICZA Csaba	7	4	9	44	1 / 1		3 / 7	0 / 1				1		
29	HORNYAK Bence	14	7	12	58			5 / 8	1 / 2			1 / 2	1		
44	SIMON Kristof												1		
88	MATUSZKA Balazs	6	3	6	50			3 / 6							
Totals		40	21	39	54	2 / 2		13 / 23	2 / 4	3 / 8		1 / 2	4		

No.	Goalkeeper	Total			Saves / Shots						
		Saves	Shots	%	1-Pt All	1-Pt Spin	Spin	In-flight	Specialist	Direct Goal	P6m
1	MARCZIKA Barnabas	6	24	25	0 / 3		5 / 13		1 / 5	0 / 1	0 / 2
20	SEPROS Bence	1	6	17			1 / 5		0 / 1		
Totals		7	30	23	0 / 3		6 / 18		1 / 6	0 / 1	0 / 2

Team Comparison

	1st Period				2nd Period			
	Spain		Hungary		Spain		Hungary	
	Goals/Shots	%	Goals/Shots	%	Goals/Shots	%	Goals/Shots	%
In-flight Shots			0 / 1	0			2 / 3	67
Spin Shots	4 / 9	44	5 / 10	50	5 / 8	63	5 / 9	56
Specialist Shots	2 / 4	50	2 / 5	40	3 / 3	100	1 / 3	33
1-Point Shots	2 / 2	100	1 / 1	100	1 / 1	100		
Direct Goal Shots					1 / 1	100		
6-meter Shots	1 / 1	100	1 / 1	100	1 / 2	50	0 / 1	0
1-Point Spin Shots								



Results

Spain 1 vs 2 Hungary

REFEREES:

Vidovic Tea (CRO)
Visnjic Natasa (CRO)

1st Period: 16 - 17
2nd Period: 21 - 16
Shootout: 6 - 7

Running Score
ESP - HUN
ESP - Spain

No.	Name	Technical skills					
		Assists	Steals	Blocked Shots	Received 6m Fouls	Penalty Fouls	Turnovers
3	LUIS MOSQUERA Domingo Jesus	1			1		1
4	MARTINEZ RODRIGUEZ David	4					1
6	GONZALEZ VILLEGAS Carlos						
7	VENEGAS RODRIGUEZ Sergio Jose	2					
8	FERRE ANDREU Pau					1	
9	GARCIA-CABANAS CARQUES Guillermo						
10	BANDERA FERNANDEZ Adrian	1					
11	PEREZ MANZANARES Sergio	1			2		1
12	RODRIGUEZ SERRANO Pedro						
Team							1
Totals		9			3	1	4

1st Period

0 : 2	MELNICSUK V.
2 : 2	MARTINEZ RODRIGUEZ D.
2 : 4	HORNYAK B.
4 : 4	PEREZ MANZANARES S.
4 : 6	MELNICSUK V.
4 : 7	GUBICZA C.
5 : 7	VENEGAS RODRIGUEZ S.
7 : 7	LUIS MOSQUERA D.
7 : 9	HORNYAK B.
9 : 9	LUIS MOSQUERA D.
11 : 9	PEREZ MANZANARES S.
11 : 11	GUBICZA C.
13 : 11	VENEGAS RODRIGUEZ S.
14 : 11	VENEGAS RODRIGUEZ S.
14 : 13	GUBICZA C.
14 : 15	HORNYAK B.
16 : 15	VENEGAS RODRIGUEZ S.
16 : 17	MELNICSUK V.

HUN - Hungary

No.	Name	Technical skills					
		Assists	Steals	Blocked Shots	Received 6m Fouls	Penalty Fouls	Turnovers
1	MARCZIKA Barnabas						
9	MELNICSUK Viktor						
18	TOTH Benedek	3			1		
20	SEPROS Bence						
24	FENYVESI Marcell					1	
26	GUBICZA Csaba	3				1	2
29	HORNYAK Bence	1				1	1
44	SIMON Kristof						
88	MATUSZKA Balazs	3					
Team							
Totals		10			1	3	3

2nd Period

2 : 0	GARCIA-CABANAS CARQUES G.
2 : 2	HORNYAK B.
2 : 4	HORNYAK B.
4 : 4	MARTINEZ RODRIGUEZ D.
4 : 6	MATUSZKA B.
6 : 6	PEREZ MANZANARES S.
8 : 6	LUIS MOSQUERA D.
8 : 8	GUBICZA C.
10 : 8	LUIS MOSQUERA D.
10 : 10	TOTH B.
12 : 10	VENEGAS RODRIGUEZ S.
14 : 10	PEREZ MANZANARES S.
14 : 12	HORNYAK B.
16 : 12	VENEGAS RODRIGUEZ S.
16 : 12	BANDERA FERNANDEZ A.
18 : 12	BANDERA FERNANDEZ A.
18 : 14	MATUSZKA B.
19 : 14	MARTINEZ RODRIGUEZ D.
19 : 16	MELNICSUK V.
21 : 16	PEREZ MANZANARES S.

Shootout

0 : 2	HORNYAK B.
2 : 2	BANDERA FERNANDEZ A.
2 : 4	TOTH B.
2 : 6	MATUSZKA B.
4 : 6	VENEGAS RODRIGUEZ S.
4 : 7	MELNICSUK V.
6 : 7	PEREZ MANZANARES S.

Legend:

%	Efficiency	1-Pt	1-Point-Shots	1-Pt Spin	1-Point-Spinshots	D	Disqualifications
DR	Disqualifications with Report	No.	Uniform Number	P6m	6m Penalty Shots	Spin	Spinshots
SUS	Suspension						

MATCH AND REFEREES REPORT

BEACH HANDBALL

<input checked="" type="checkbox"/>	Youth Olympics
<input type="checkbox"/>	WCh
<input type="checkbox"/>	Int. Match

<input type="checkbox"/>	Qual.Match
<input type="checkbox"/>	Qual. Tournament
<input checked="" type="checkbox"/>	Final tournament

<input checked="" type="checkbox"/>	Men
<input type="checkbox"/>	Men's J
<input type="checkbox"/>	Men's Y

<input type="checkbox"/>	Women
<input type="checkbox"/>	Women's J
<input type="checkbox"/>	Women's Y

Matchnumber

M10

A / Home Team

B / Away Team

Final Result

Hungary			Thailand			
Place	Court No.	Date	Time	Spectators	TV	Report follows
Buenos Aires	Central	09/10/2018	14:30			NO

2 : 1

No.	Team A	P	SUS	SUS	D	DR
1	MARCZIKA Barnabas	4				
9	MELNICSUK Viktor	7				
18	TOTH Benedek	6				
20	SEPROS Bence					
24	FENYVESI Marcell					
26	GUBICZA Csaba	18	19:06			
29	HORNYAK Bence	16				
44	SIMON Kristof	1				
88	MATUSZKA Balazs	2				
A	PENSZKI Gergely					
B	TUBA-KOVACS Ervin					
C						
D						
Sig. Off.		TTO	5:38			

No.	Team B	P	SUS	SUS	D	DR
1	SEELUENG Kanokpon					
4	YAIMUEANG Jeerapong					
6	WAENWISET Surasak	8				
7	RUKSAWONG Kittipong	3				
8	SRINAMKHAM Passakorn	13				
9	SINSUWAN Chaiwat	12				
10	KANNARONG Open	6				
13	WATTANASIRI Siriwong	2				
17	PRATHUMMANG Jakkapat	4				
A	KANNARONG Surakhom					
B	IAMPHUCHUAI Sanit					
C						
D						
Sig. Off.		TTO	9:42		7:40	

Referees	NOC	Signature
1 DIAZ M.	ARG	
2 MAC COLL L.	ARG	

Technical Delegates	NOC	Signature
A WESTHAUSLER D.	GER	
B NAVARRETE C.	MEX	

1st Period					
A	P	B	A	P	B
	1			23	7
29	2	9		24	
	3			25	
29	4	9		26	
29	5			27	
	6	6		28	
29	7			29	
	8	9		30	
9	9			31	
	10	9		32	
29	11			33	
	12	10		34	
29	13			35	
	14	6		36	
29	15			37	
	16	8		38	
26	17			39	
	18	9		40	
29	19			41	
	20	17		42	
18	21			43	
	22	6		44	

2nd Period					
A	P	B	A	P	B
	1	8	26	23	
26	2		44	24	
	3	10		25	
26	4			26	
26	5	10		27	
	6			28	
26	7	17		29	
	8			30	
18	9	8		31	
26	10			32	
	11	8		33	
9	12			34	
26	13	8		35	
	14			36	
26	15	8		37	
	16			38	
26	17	9		39	
26	18			40	
	19	13		41	
9	20			42	
29	21			43	
	22			44	

1st Period	21 - 23	2nd Period	24 - 19
Result	0 - 1	Result	1 - 0
"Shoot-out"		Shootout	9 - 6
		Result	1 - 0

Team A										
N	26	18	29	88	9					
DG	1		1							9
P	2	2	2	2	1					
Team B										
N	7	8	6	9	10					
DG										6
P	2	2	2	/	/					

Legend:	D Disqualification	DG Direct Goal	DR Disqualification with Report	GG Golden Goal
No. Players Number	Off. Official	P Goal Points	SUS Suspension	
TO Team Timeout				



Results

Match M10
Hungary 2 vs 1 Thailand
REFEREES:

 Diaz Mery (ARG)
 Mac Coll Lorena (ARG)

1st Period: 21 - 23
2nd Period: 24 - 19
Shootout: 9 - 6
HUN - Hungary

Headcoach: PENSZKI Gergely

Team time outs: 1

No.	Name	Total				Goals / Shots							Punishments		
		Points	Goals	Shots	%	1-Pt All	1-Pt Spin	Spin	In-flight	Specialist	Direct Goal	P6m	SUS	D	DR
1	MARCZIKA Barnabas	4	2	2	100						2 / 2				
9	MELNICSUK Viktor	7	4	5	80	1 / 1				3 / 4					
18	TOTH Benedek	6	3	4	75			1 / 2	2 / 2						
20	SEPROS Bence														
24	FENYVESI Marcell														
26	GUBICZA Csaba	18	11	12	92	4 / 4	2 / 2	6 / 6		1 / 2			1		
29	HORNYAK Bence	16	9	14	64	2 / 2	1 / 1	5 / 10	2 / 2						
44	SIMON Kristof	1	1	1	100	1 / 1									
88	MATUSZKA Balazs	2	1	1	100			1 / 1							
Totals		54	31	39	79	8 / 8	3 / 3	13 / 19	4 / 4	4 / 6	2 / 2		1		

No.	Goalkeeper	Total			Saves / Shots						
		Saves	Shots	%	1-Pt All	1-Pt Spin	Spin	In-flight	Specialist	Direct Goal	P6m
1	MARCZIKA Barnabas	6	20	30			4 / 10	0 / 5	2 / 4		0 / 1
20	SEPROS Bence	2	13	15	0 / 2	0 / 1	1 / 6	1 / 2	0 / 2		0 / 1
26	GUBICZA Csaba	1	1	100			1 / 1				
Totals		9	34	26	0 / 2	0 / 1	6 / 17	1 / 7	2 / 6		0 / 2

THA - Thailand

Headcoach: KANNARONG Surakhom

Team time outs: 2

No.	Name	Total				Goals / Shots							Punishments		
		Points	Goals	Shots	%	1-Pt All	1-Pt Spin	Spin	In-flight	Specialist	Direct Goal	P6m	SUS	D	DR
1	SEELUENG Kanokpon														
4	YAIMUEANG Jeerapong														
6	WAENWISSET Surasak	8	4	5	80			4 / 5							
7	RUKSAWONG Kittipong	3	2	3	67	1 / 1		1 / 2							
8	SRINAMKHAM Passakorn	13	7	9	78	1 / 1	1 / 1	4 / 6	2 / 2						
9	SINSUWAN Chaiwat	12	6	9	67			0 / 2	4 / 5			2 / 2			
10	KANNARONG Open	6	3	7	43			0 / 1		3 / 6					
13	WATTANASIRI Siriwong	2	1	2	50					1 / 2					
17	PRATHUMMANG Jakkapat	4	2	2	100			2 / 2							
Totals		48	25	37	68	2 / 2	1 / 1	11 / 18	6 / 7	4 / 8		2 / 2			

No.	Goalkeeper	Total			Saves / Shots						
		Saves	Shots	%	1-Pt All	1-Pt Spin	Spin	In-flight	Specialist	Direct Goal	P6m
1	SEELUENG Kanokpon	0	15	0	0 / 7	0 / 3	0 / 5	0 / 2	0 / 1		
10	KANNARONG Open	1	17	6	0 / 1		0 / 8	0 / 2	1 / 4	0 / 2	
Totals		1	32	3	0 / 8	0 / 3	0 / 13	0 / 4	1 / 5	0 / 2	

Team Comparison

	1st Period				2nd Period			
	Hungary		Thailand		Hungary		Thailand	
	Goals/Shots	%	Goals/Shots	%	Goals/Shots	%	Goals/Shots	%
In-flight Shots	3 / 3	100	4 / 5	80	1 / 1	100	2 / 2	100
Spin Shots	5 / 9	56	5 / 7	71	6 / 8	75	3 / 6	50
Specialist Shots	2 / 3	67	1 / 2	50	2 / 3	67	3 / 6	50
1-Point Shots	1 / 1	100	1 / 1	100	6 / 6	100	1 / 1	100
Direct Goal Shots								
6-meter Shots			1 / 1	100			1 / 1	100
1-Point Spin Shots	1 / 1	100			2 / 2	100	1 / 1	100



Results

Hungary 2 vs 1 Thailand

REFEREES:

Diaz Mery (ARG)
Mac Coll Lorena (ARG)

1st Period: 21 - 23

2nd Period: 24 - 19

Shootout: 9 - 6

HUN - Hungary

No.	Name	Technical skills					
		Assists	Steals	Blocked Shots	Received 6m Fouls	Penalty Fouls	Turnovers
1	MARCZIKA Barnabas						
9	MELNICSUK Viktor						2
18	TOTH Benedek	1					
20	SEPROS Bence						
24	FENYVESI Marcell						
26	GUBICZA Csaba		1			1	1
29	HORNYAK Bence						1
44	SIMON Kristof					1	
88	MATUSZKA Balazs	3					1
Team							
Totals		4	1			2	5

THA - Thailand

No.	Name	Technical skills					
		Assists	Steals	Blocked Shots	Received 6m Fouls	Penalty Fouls	Turnovers
1	SEELUENG Kanokpon						1
4	YAIMUEANG Jeerapong			1			
6	WAENWISET Surasak	5			1		1
7	RUKSAWONG Kittipong	1					
8	SRINAMKHAM Passakorn	3					2
9	SINSUWAN Chaiwat	1					1
10	KANNARONG Open						3
13	WATTANASIRI Siriwong	1			1		
17	PRATHUMMANG Jakkapat		1				
Team							
Totals		11	1	1	2		8

Running Score

HUN - THA

1st Period

HORNYAK B.	2 : 0	
	2 : 2	SINSUWAN C.
	2 : 4	SINSUWAN C.
HORNYAK B.	4 : 4	
	4 : 6	WAENWISET S.
	4 : 8	SINSUWAN C.
HORNYAK B.	5 : 8	
	5 : 10	SINSUWAN C.
HORNYAK B.	7 : 10	
	7 : 12	KANNARONG O.
MELNICSUK V.	9 : 12	
	9 : 14	WAENWISET S.
HORNYAK B.	11 : 14	
	11 : 16	SRINAMKHAM P.
	11 : 18	SINSUWAN C.
HORNYAK B.	13 : 18	
	13 : 20	PRATHUMMANG J.
HORNYAK B.	15 : 20	
	15 : 22	WAENWISET S.
GUBICZA C.	17 : 22	
HORNYAK B.	19 : 22	
	19 : 23	RUKSAWONG K.
TOTH B.	21 : 23	

2nd Period

GUBICZA C.	2 : 0	
	2 : 1	SRINAMKHAM P.
GUBICZA C.	4 : 1	
	4 : 3	KANNARONG O.
GUBICZA C.	5 : 3	
GUBICZA C.	7 : 3	
	7 : 5	KANNARONG O.
TOTH B.	9 : 5	
GUBICZA C.	10 : 5	
	10 : 7	PRATHUMMANG J.
MELNICSUK V.	12 : 7	
	12 : 9	SRINAMKHAM P.
GUBICZA C.	13 : 9	
	13 : 11	SRINAMKHAM P.
GUBICZA C.	15 : 11	
GUBICZA C.	17 : 11	
GUBICZA C.	18 : 11	
	18 : 13	SRINAMKHAM P.
MELNICSUK V.	20 : 13	
HORNYAK B.	21 : 13	
	21 : 15	SRINAMKHAM P.
	21 : 17	SINSUWAN C.
GUBICZA C.	23 : 17	
SIMON K.	24 : 17	
	24 : 19	WATTANASIRI S.

Shootout

MARCZIKA B.	2 : 0	
	2 : 2	RUKSAWONG K.
TOTH B.	4 : 2	
	4 : 4	SRINAMKHAM P.
MARCZIKA B.	6 : 4	
	6 : 6	WAENWISET S.
MATUSZKA B.	8 : 6	
MELNICSUK V.	9 : 6	

Legend:		1-Pt	1-Point-Shots	1-Pt Spin	1-Point-Spinshots	D	Disqualifications
%	Efficiency	No.	Uniform Number	P6m	6m Penalty Shots	Spin	Spinshots
DR	Disqualifications with Report						
SUS	Suspension						

MATCH AND REFEREES REPORT

BEACH HANDBALL

<input checked="" type="checkbox"/>	Youth Olympics
<input type="checkbox"/>	WCh
<input type="checkbox"/>	Int. Match

<input type="checkbox"/>	Qual.Match
<input type="checkbox"/>	Qual. Tournament
<input checked="" type="checkbox"/>	Final tournament

<input checked="" type="checkbox"/>	Men
<input type="checkbox"/>	Men's J
<input type="checkbox"/>	Men's Y

<input type="checkbox"/>	Women
<input type="checkbox"/>	Women's J
<input type="checkbox"/>	Women's Y

Matchnumber

M11

A / Home Team

B / Away Team

Final Result

Chinese Taipei			Spain			
Place	Court No.	Date	Time	Spectators	TV	Report follows
Buenos Aires	2	09/10/2018	14:30			NO

0 : 2

No.	Team A	P	SUS	SUS	D	DR
5	HSIEH Chihshuan	12				
7	TING Hsihsien		14:59			19:48
10	PAN Yuanjen					
11	HSU Yuchen					
12	CHENG Shinyen		6:23			
15	WU Pengwei	4				
17	SU Weilun	8				
55	CHIU Pinsheng					
99	CHEN Guanru	8				
A	KAO Chihching					
B						
C						
D						
Sig. Off.		TTO	4:26			

No.	Team B	P	SUS	SUS	D	DR
3	LUIS MOSQUERA Domingo Jesus	12				
4	MARTINEZ RODRIGUEZ David	4				
6	GONZALEZ VILLEGAS Carlos	2	18:46			
7	VENEGAS RODRIGUEZ Sergio Jose	16	0:45			
8	FERRE ANDREU Pau					
9	GARCIA-CABANAS CARQUES Guillermo					
10	BANDERA FERNANDEZ Adrian	3				
11	PEREZ MANZANARES Sergio	8				
12	RODRIGUEZ SERRANO Pedro					
A	BAGO RASCON Pedro					
B	HERNANDEZ LOPEZ Sebastian Andres					
C	CALVILLO RODA Jose Maria					
D						
Sig. Off.		TTO				

Referees	NOC	Signature
1	ALDERAZI H.	BRN
2	SHAMSAN H.	BRN

Technical Delegates	NOC	Signature
A	CARDONE C.	ITA
B	CABRILLANA M.	ARG

1st Period					
A	P	B	A	P	B
	1			23	
99	2	4		24	7
	3			25	
17	4	3		26	7
	5			27	
99	6	7		28	
	7			29	
5	8	7		30	
	9			31	
15	10	11		32	
	11			33	
5	12	3		34	
	13			35	
5	14	4		36	
	15			37	
99	16	7		38	
	17			39	
	18	7		40	
	19			41	
	20	11		42	
	21			43	
	22	6		44	

2nd Period					
A	P	B	A	P	B
	1			23	
5	2	3		24	
	3			25	
17	4	7		26	
	5			27	
99	6	3		28	
	7			29	
17	8	3		30	
	9			31	
15	10	7		32	
	11			33	
17	12	11		34	
	13			35	
5	14	10		36	
	15			37	
5	16	3		38	
	17			39	
	18	11		40	
	19	10		41	
	20			42	
	21			43	
	22			44	

1st Period	16 - 26	2nd Period	16 - 19
Result	0 - 1	Result	0 - 1
"Shoot-out"		Shootout	
		Result	

Team A

N									
DG									
P									

Team B

N									
DG									
P									

Legend:
D Disqualification **DG** Direct Goal
No. Players Number **Off.** Official **DR** Disqualification with Report
TO Team Timeout **P** Goal Points **GG** Golden Goal
SUS Suspension



Results

Match M11
Chinese Taipei 0 vs 2 Spain
REFEREES:

 Alderazi Hani (BRN)
 Shamsan Hasan (BRN)

1st Period: 16 - 26
2nd Period: 16 - 19
TPE - Chinese Taipei

Headcoach: KAO Chihching

Team time outs: 1

No.	Name	Total				Goals / Shots							Punishments		
		Points	Goals	Shots	%	1-Pt All	1-Pt Spin	Spin	In-flight	Specialist	Direct Goal	P6m	SUS	D	DR
5	HSIEH Chihshuan	12	6	8	75			4 / 5	1 / 1			1 / 2			
7	TING Hsihsien		0	1	0				0 / 1				1		1
10	PAN Yuanjen														
11	HSU Yuchen		0	3	0					0 / 3					
12	CHENG Shinyen												1		
15	WU Pengwei	4	2	4	50					2 / 4					
17	SU Weilun	8	4	8	50			3 / 5	1 / 3						
55	CHIU Pinsheng														
99	CHEN Guanru	8	4	6	67			2 / 3	2 / 3						
Totals		32	16	30	53			9 / 13	4 / 8	2 / 7		1 / 2	2		1

No.	Goalkeeper	Total			Saves / Shots						
		Saves	Shots	%	1-Pt All	1-Pt Spin	Spin	In-flight	Specialist	Direct Goal	P6m
12	CHENG Shinyen	4	26	15	0 / 1		3 / 17	1 / 5	0 / 3		
99	CHEN Guanru	1	2	50			1 / 1		0 / 1		
Totals		5	28	18	0 / 1		4 / 18	1 / 5	0 / 4		

ESP - Spain

Headcoach: BAGO RASCON Pedro

No.	Name	Total				Goals / Shots							Punishments		
		Points	Goals	Shots	%	1-Pt All	1-Pt Spin	Spin	In-flight	Specialist	Direct Goal	P6m	SUS	D	DR
3	LUIS MOSQUERA Domingo Jesus	12	6	9	67			4 / 6	2 / 3						
4	MARTINEZ RODRIGUEZ David	4	2	3	67			1 / 2	1 / 1						
6	GONZALEZ VILLEGAS Carlos	2	1	1	100			1 / 1					1		
7	VENEGAS RODRIGUEZ Sergio Jose	16	8	13	62			7 / 12	1 / 1				1		
8	FERRE ANDREU Pau														
9	GARCIA-CABANAS CARQUES Guillermo														
10	BANDERA FERNANDEZ Adrian	3	2	2	100	1 / 1		1 / 1							
11	PEREZ MANZANARES Sergio	8	4	5	80					4 / 5					
12	RODRIGUEZ SERRANO Pedro														
Totals		45	23	33	70	1 / 1		14 / 22	4 / 5	4 / 5			2		

No.	Goalkeeper	Total			Saves / Shots						
		Saves	Shots	%	1-Pt All	1-Pt Spin	Spin	In-flight	Specialist	Direct Goal	P6m
9	GARCIA-CABANAS CARQUES Guillermo	6	22	27			1 / 10	2 / 6	3 / 5		0 / 1
Totals		6	22	27			1 / 10	2 / 6	3 / 5		0 / 1

Team Comparison

	1st Period				2nd Period			
	Chinese Taipei		Spain		Chinese Taipei		Spain	
	Goals/Shots	%	Goals/Shots	%	Goals/Shots	%	Goals/Shots	%
In-flight Shots	3 / 6	50	1 / 1	100	1 / 2	50	3 / 4	75
Spin Shots	4 / 7	57	10 / 13	77	5 / 6	83	4 / 9	44
Specialist Shots	1 / 3	33	2 / 3	67	1 / 4	25	2 / 2	100
1-Point Shots							1 / 1	100
Direct Goal Shots								
6-meter Shots	0 / 1	0			1 / 1	100		
1-Point Spin Shots								



Results

Chinese Taipei 0 vs 2 Spain

REFEREES:

Alderazi Hani (BRN)
Shamsan Hasan (BRN)

1st Period: 16 - 26

2nd Period: 16 - 19

Running Score

TPE - ESP

1st Period

0 : 2 MARTINEZ RODRIGUEZ D.
CHEN G. 2 : 2
2 : 4 LUIS MOSQUERA D.
2 : 6 VENEGAS RODRIGUEZ S.
2 : 8 VENEGAS RODRIGUEZ S.
SU W. 4 : 8
4 : 10 PEREZ MANZANARES S.
4 : 12 LUIS MOSQUERA D.
CHEN G. 6 : 12
6 : 14 MARTINEZ RODRIGUEZ D.
6 : 16 VENEGAS RODRIGUEZ S.
6 : 18 VENEGAS RODRIGUEZ S.
HSIEH C. 8 : 18
8 : 20 PEREZ MANZANARES S.
WU P. 10 : 20
HSIEH C. 12 : 20
12 : 22 GONZALEZ VILLEGAS C.
HSIEH C. 14 : 22
14 : 24 VENEGAS RODRIGUEZ S.
CHEN G. 16 : 24
16 : 26 VENEGAS RODRIGUEZ S.

2nd Period

HSIEH C. 2 : 0
2 : 2 LUIS MOSQUERA D.
SU W. 4 : 2
4 : 4 VENEGAS RODRIGUEZ S.
CHEN G. 6 : 4
6 : 6 LUIS MOSQUERA D.
6 : 8 LUIS MOSQUERA D.
SU W. 8 : 8
8 : 10 VENEGAS RODRIGUEZ S.
WU P. 10 : 10
10 : 12 PEREZ MANZANARES S.
10 : 14 BANDERA FERNANDEZ A.
SU W. 12 : 14
12 : 16 LUIS MOSQUERA D.
HSIEH C. 14 : 16
HSIEH C. 16 : 16
16 : 18 PEREZ MANZANARES S.
16 : 19 BANDERA FERNANDEZ A.

TPE - Chinese Taipei

No.	Name	Technical skills					
		Assists	Steals	Blocked Shots	Received 6m Fouls	Penalty Fouls	Turnovers
5	HSIEH Chihsuan	3					2
7	TING Hsihsien	2		1			
10	PAN Yuanjen						
11	HSU Yuchen						1
12	CHENG Shinyen						
15	WU Pengwei						3
17	SU Weilun	1			1		
55	CHIU Pinsheng						
99	CHEN Guanru	2			1		
Team							
Totals		8		1	2		6

ESP - Spain

No.	Name	Technical skills					
		Assists	Steals	Blocked Shots	Received 6m Fouls	Penalty Fouls	Turnovers
3	LUIS MOSQUERA Domingo Jesus	3		1			
4	MARTINEZ RODRIGUEZ David	4					
6	GONZALEZ VILLEGAS Carlos			1		1	1
7	VENEGAS RODRIGUEZ Sergio Jose	2				1	
8	FERRE ANDREU Pau	2		2			
9	GARCIA-CABANAS CARQUES Guillermo						
10	BANDERA FERNANDEZ Adrian	3					
11	PEREZ MANZANARES Sergio	1					3
12	RODRIGUEZ SERRANO Pedro						
Team							
Totals		15		4		2	4

Legend:

% Efficiency
DR Disqualifications with Report
SUS Suspension
1-Pt No. 1-Point-Shots Uniform Number
1-Pt Spin P6m 1-Point-Spinshots 6m Penalty Shots
D Spin Disqualifications Spinshots

MATCH AND REFEREES REPORT

BEACH HANDBALL

<input checked="" type="checkbox"/>	Youth Olympics
<input type="checkbox"/>	WCh
<input type="checkbox"/>	Int. Match

<input type="checkbox"/>	Qual.Match
<input type="checkbox"/>	Qual. Tournament
<input checked="" type="checkbox"/>	Final tournament

<input checked="" type="checkbox"/>	Men
<input type="checkbox"/>	Men's J
<input type="checkbox"/>	Men's Y

<input type="checkbox"/>	Women
<input type="checkbox"/>	Women's J
<input type="checkbox"/>	Women's Y

Matchnumber

M12

A / Home Team

B / Away Team

Final Result

Venezuela				Uruguay			
Place	Court No.	Date	Time	Spectators	TV	Report follows	
Buenos Aires	3	09/10/2018	14:30			NO	

2 : 0

No.	Team A	P	SUS	SUS	D	DR
1	MEZA Mauriel					
4	SILVA Dixon	13				
6	MARQUEZ Michael		12:26			
10	SEIJAS Rainer	16				
11	GUZMAN Denyer	2				
12	TORRES Alvaro					
13	PENALOZA Sanders					
14	NOEL Ednelson	14				
16	LOPEZ Dairon	2				
A	TIMAURE Christopher					
B	MAMO Ghassan					
C						
D						
Sig. Off.		TTO				

1st Period					
A	P	B	A	P	B
	1			23	
10	2	4	14	24	
	3			25	
10	4	9	14	26	
	5			27	
4	6	4		28	
	7			29	
10	8	8		30	
	9			31	
10	10	10		32	
	11			33	
10	12	9		34	
	13			35	
4	14	10		36	
	15			37	
4	16			38	
	17			39	
14	18			40	
	19			41	
4	20			42	
	21			43	
14	22			44	

2nd Period					
A	P	B	A	P	B
	1			23	
10	2	8		24	
	3	4		25	
14	4			26	
	5	10		27	
14	6	9		28	
	7	4		29	
10	8			30	
	9	3		31	
10	10			32	
	11			33	
16	12			34	
	13			35	
11	14			36	
	15			37	
4	16			38	
	17			39	
4	18			40	
4	19			41	
	20			42	
14	21			43	
	22			44	

No.	Team B	P	SUS	SUS	D	DR
1	GONZALEZ GUTIERREZ Santiago					
3	CEDRES COSTAS Tiago Hernan	2	12:53			
4	MARQUEZ GARCIA Victor Eduardo	6				
5	RUS MADERNI Mateo					
6	GAMBETTA PERDOMO Diego		17:40			
7	MARIANO YOUNG Jeronimo					
8	SOSA VARGAS David Ismael	4				
9	MATTERA MEDINA Ignacio Angel	5				
10	SAGASTI TRIAS Sebastian	6				
A	BALLETTO MARTINEZ Gaston Pedro					
B	BONINO MARTINEZ Alvaro Daniel					
C						
D						
Sig. Off.		TTO				

1st Period	26 - 14	2nd Period	21 - 9
Result	1 - 0	Result	1 - 0
"Shoot-out"		Shootout	
		Result	

Referees	NOC	Signature
1	GOMER M.	SWE
2	GOMER J.	SWE

Technical Delegates	NOC	Signature
A	HEIM A.	HUN
B	RODRIGUEZ G.	ARG

Team A																				
N																				
DG																				
P																				
Team B																				
N																				
DG																				
P																				

Legend:	D Disqualification	DG Direct Goal	DR Disqualification with Report	GG Golden Goal
No. Players Number	Off. Official	P Goal Points	SUS Suspension	
TO Team Timeout				



Results

Match M12
Venezuela 2 vs 0 Uruguay
REFEREES:

 Gomer Martin (SWE)
 Gomer Johan (SWE)

1st Period: 26 - 14
2nd Period: 21 - 9
VEN - Venezuela

Headcoach: TIMAURE Christopher

No.	Name	Total				Goals / Shots							Punishments			
		Points	Goals	Shots	%	1-Pt All	1-Pt Spin	Spin	In-flight	Specialist	Direct Goal	P6m	SUS	D	DR	
1	MEZA Mauriel															
4	SILVA Dixon	13	7	8	88	1 / 1	1 / 1		5 / 6				1 / 1			
6	MARQUEZ Michael													1		
10	SEIJAS Rainer	16	8	10	80					8 / 9			0 / 1			
11	GUZMAN Denyer	2	1	2	50				1 / 1	0 / 1						
12	TORRES Alvaro															
13	PENALOZA Sanders															
14	NOEL Ednelson	14	7	9	78			5 / 7	2 / 2							
16	LOPEZ Dairon	2	1	3	33				1 / 3							
Totals		47	24	32	75	1 / 1	1 / 1	5 / 7	9 / 12	8 / 10			1 / 2	1		

No.	Goalkeeper	Total			Saves / Shots							
		Saves	Shots	%	1-Pt All	1-Pt Spin	Spin	In-flight	Specialist	Direct Goal	P6m	
1	MEZA Mauriel	0	1	0				0 / 1				
12	TORRES Alvaro	5	15	33	0 / 3	0 / 2	1 / 4	2 / 2	2 / 4		0 / 2	
Totals		6	19	32	0 / 3	0 / 2	2 / 6	2 / 4	2 / 4		0 / 2	

URU - Uruguay

Headcoach: BALLETO MARTINEZ Gaston Pedro

No.	Name	Total				Goals / Shots							Punishments			
		Points	Goals	Shots	%	1-Pt All	1-Pt Spin	Spin	In-flight	Specialist	Direct Goal	P6m	SUS	D	DR	
1	GONZALEZ GUTIERREZ Santiago		0	1	0						0 / 1					
3	CEDRES COSTAS Tiago Hernan	2	1	2	50			0 / 1	1 / 1				1			
4	MARQUEZ GARCIA Victor Eduardo	6	4	6	67	2 / 2	2 / 2	2 / 4								
5	RUS MADERNI Mateo															
6	GAMBETTA PERDOMO Diego												1			
7	MARIANO YOUNG Jeronimo		0	1	0			0 / 1								
8	SOSA VARGAS David Ismael	4	2	5	40					2 / 5						
9	MATTERA MEDINA Ignacio Angel	5	3	7	43	1 / 1		1 / 2	1 / 4							
10	SAGASTI TRIAS Sebastian	6	3	4	75			1 / 1		0 / 1		2 / 2				
Totals		23	13	26	50	3 / 3	2 / 2	4 / 9	2 / 5	2 / 6	0 / 1	2 / 2	2			

No.	Goalkeeper	Total			Saves / Shots							
		Saves	Shots	%	1-Pt All	1-Pt Spin	Spin	In-flight	Specialist	Direct Goal	P6m	
1	GONZALEZ GUTIERREZ Santiago	5	29	17	0 / 1	0 / 1	1 / 6	3 / 12	0 / 8		1 / 2	
Totals		5	29	17	0 / 1	0 / 1	1 / 6	3 / 12	0 / 8		1 / 2	

Team Comparison

	1st Period				2nd Period			
	Venezuela		Uruguay		Venezuela		Uruguay	
	Goals/Shots	%	Goals/Shots	%	Goals/Shots	%	Goals/Shots	%
In-flight Shots	4 / 6	67	1 / 1	100	5 / 6	83	1 / 4	25
Spin Shots	3 / 3	100	4 / 7	57	2 / 4	50	0 / 2	0
Specialist Shots	5 / 5	100	1 / 3	33	3 / 5	60	1 / 3	33
1-Point Shots					1 / 1	100	3 / 3	100
Direct Goal Shots			0 / 1	0				
6-meter Shots	1 / 1	100	1 / 1	100	0 / 1	0	1 / 1	100
1-Point Spin Shots					1 / 1	100	2 / 2	100



Results

Venezuela 2 vs 0 Uruguay

REFEREES:

Gomer Martin (SWE)
Gomer Johan (SWE)

1st Period: 26 - 14
2nd Period: 21 - 9

Running Score

VEN - URU

VEN - Venezuela

No.	Name	Technical skills					
		Assists	Steals	Blocked Shots	Received 6m Fouls	Penalty Fouls	Turnovers
1	MEZA Mauriel						
4	SILVA Dixon	2			2	1	
6	MARQUEZ Michael					1	
10	SEIJAS Rainer						2
11	GUZMAN Denyer	2					1
12	TORRES Alvaro						
13	PENALOZA Sanders						
14	NOEL Ednelson	1					1
16	LOPEZ Dairon	1					
Team							
Totals		6			2	2	4

1st Period

SEIJAS R.	2 : 0	
	2 : 2	MARQUEZ GARCIA V.
SEIJAS R.	4 : 2	
	4 : 4	MATTERA MEDINA I.
SILVA D.	6 : 4	
SEIJAS R.	8 : 4	
SEIJAS R.	10 : 4	
	10 : 6	MARQUEZ GARCIA V.
SEIJAS R.	12 : 6	
SILVA D.	14 : 6	
SILVA D.	16 : 6	
	16 : 8	SOSA VARGAS D.
NOEL E.	18 : 8	
	18 : 10	SAGASTI TRIAS S.
SILVA D.	20 : 10	
	20 : 12	MATTERA MEDINA I.
NOEL E.	22 : 12	
NOEL E.	24 : 12	
NOEL E.	26 : 12	
	26 : 14	SAGASTI TRIAS S.

URU - Uruguay

No.	Name	Technical skills					
		Assists	Steals	Blocked Shots	Received 6m Fouls	Penalty Fouls	Turnovers
1	GONZALEZ GUTIERREZ Santiago						
3	CEDRES COSTAS Tiago Hernan			1		1	
4	MARQUEZ GARCIA Victor Eduardo	1			1		1
5	RUS MADERNI Mateo	1					
6	GAMBETTA PERDOMO Diego					1	
7	MARIANO YOUNG Jeronimo						
8	SOSA VARGAS David Ismael						
9	MATTERA MEDINA Ignacio Angel	2	1				
10	SAGASTI TRIAS Sebastian	4			1		2
Team							
Totals		8	1	1	2	2	3

2nd Period

	0 : 2	SOSA VARGAS D.
SEIJAS R.	2 : 2	
NOEL E.	4 : 2	
	4 : 3	MARQUEZ GARCIA V.
NOEL E.	6 : 3	
	6 : 5	SAGASTI TRIAS S.
SEIJAS R.	8 : 5	
	8 : 6	MATTERA MEDINA I.
SEIJAS R.	10 : 6	
LOPEZ D.	12 : 6	
	12 : 7	MARQUEZ GARCIA V.
GUZMAN D.	14 : 7	
SILVA D.	16 : 7	
SILVA D.	18 : 7	
	18 : 9	CEDRES COSTAS T.
SILVA D.	19 : 9	
NOEL E.	21 : 9	

Legend:

%	Efficiency	1-Pt	1-Point-Shots	1-Pt Spin	1-Point-Spinshots	D	Disqualifications
DR	Disqualifications with Report	No.	Uniform Number	P6m	6m Penalty Shots	Spin	Spinshots
SUS	Suspension						

MATCH AND REFEREES REPORT

BEACH HANDBALL

<input checked="" type="checkbox"/>	Youth Olympics
<input type="checkbox"/>	WCh
<input type="checkbox"/>	Int. Match

<input type="checkbox"/>	Qual.Match
<input type="checkbox"/>	Qual. Tournament
<input checked="" type="checkbox"/>	Final tournament

<input checked="" type="checkbox"/>	Men
<input type="checkbox"/>	Men's J
<input type="checkbox"/>	Men's Y

<input type="checkbox"/>	Women
<input type="checkbox"/>	Women's J
<input type="checkbox"/>	Women's Y

Matchnumber

M13

A / Home Team

B / Away Team

Final Result

Spain			Venezuela			
Place	Court No.	Date	Time	Spectators	TV	Report follows
Buenos Aires	Central	10/10/2018	12:30			NO

2 : 0

No.	Team A	P	SUS	SUS	D	DR
3	LUIS MOSQUERA Domingo Jesus	9				
4	MARTINEZ RODRIGUEZ David	2				
6	GONZALEZ VILLEGAS Carlos	2	10:22			
7	VENEGAS RODRIGUEZ Sergio Jose	4	9:50			
8	FERRE ANDREU Pau					
9	GARCIA-CABANAS CARQUES Guillermo					
10	BANDERA FERNANDEZ Adrian	5				
11	PEREZ MANZANARES Sergio	20				
12	RODRIGUEZ SERRANO Pedro					
A	BAGO RASCON Pedro					
B	HERNANDEZ LOPEZ Sebastian Andres					
C	CALVILLO RODA Jose Maria					
D						
Sig. Off.		TTO				

No.	Team B	P	SUS	SUS	D	DR
1	MEZA Mauriel					
4	SILVA Dixon	2				
6	MARQUEZ Michael	4	14:00			
10	SEIJAS Rainer	10				
11	GUZMAN Denyer		8:44	9:43	9:43	
12	TORRES Alvaro					
13	PENALOZA Sanders		16:10			
14	NOEL Ednelson	8				
16	LOPEZ Dairon	6				
A	TIMAURE Christopher					
B	MAMO Ghassan					
C						
D						
Sig. Off.		TTO	8:53		8:50	

Referees	NOC	Signature
1	RUDINSKY M.	SVK
2	MANDAK B.	SVK

Technical Delegates	NOC	Signature
A	KAVCIC M.	SLO
B	SABOVIK I.	SVK

1st Period					
A	P	B	A	P	B
	1			23	
11	2	16		24	
	3			25	
7	4	14		26	
	5			27	
3	6	10		28	
	7			29	
11	8	10		30	
	9			31	
3	10	10		32	
	11			33	
11	12	16		34	
	13			35	
3	14	10		36	
	15			37	
11	16	16		38	
	17			39	
11	18	10		40	
	19			41	
4	20			42	
10	21			43	
10	22			44	

2nd Period					
A	P	B	A	P	B
	1			23	
11	2	4		24	
	3			25	
11	4	14		26	
	5			27	
3	6	14		28	
3	7			29	
	8	14		30	
7	9			31	
	10	6		32	
6	11			33	
	12	6		34	
11	13			35	
	14			36	
11	15			37	
	16			38	
10	17			39	
	18			40	
11	19			41	
10	20			42	
	21			43	
	22			44	

1st Period	22 - 18	2nd Period	20 - 12
Result	1 - 0	Result	1 - 0
"Shoot-out"		Shootout	
		Result	

Team A

N									
DG									
P									

Team B

N									
DG									
P									

Legend:
D Disqualification **DG** Direct Goal
No. Players Number **Off.** Official **DR** Disqualification with Report
TO Team Timeout **P** Goal Points **GG** Golden Goal
SUS Suspension



Results

Match M13
Spain 2 vs 0 Venezuela
REFEREES:

 Rudinsky Mario (SVK)
 Mandak Boris (SVK)

1st Period: 22 - 18
2nd Period: 20 - 12
ESP - Spain

Headcoach: BAGO RASCON Pedro

No.	Name	Total				Goals / Shots							Punishments		
		Points	Goals	Shots	%	1-Pt All	1-Pt Spin	Spin	In-flight	Specialist	Direct Goal	P6m	SUS	D	DR
3	LUIS MOSQUERA Domingo Jesus	9	5	7	71	1 / 1	1 / 1	4 / 6							
4	MARTINEZ RODRIGUEZ David	2	1	1	100							1 / 1			
6	GONZALEZ VILLEGAS Carlos	2	1	3	33				0 / 2			1 / 1	1		
7	VENEGAS RODRIGUEZ Sergio Jose	4	2	3	67			1 / 1	1 / 2				1		
8	FERRE ANDREU Pau														
9	GARCIA-CABANAS CARQUES Guillermo														
10	BANDERA FERNANDEZ Adrian	5	4	4	100	3 / 3		1 / 1							
11	PEREZ MANZANARES Sergio	20	10	11	91			1 / 1		9 / 10					
12	RODRIGUEZ SERRANO Pedro														
Totals		42	23	29	79	4 / 4	1 / 1	7 / 9	1 / 4	9 / 10		2 / 2	2		

No.	Goalkeeper	Total			Saves / Shots						
		Saves	Shots	%	1-Pt All	1-Pt Spin	Spin	In-flight	Specialist	Direct Goal	P6m
9	GARCIA-CABANAS CARQUES Guillermo	9	23	39			3 / 7	1 / 5	4 / 8		1 / 3
12	RODRIGUEZ SERRANO Pedro	2	3	67			2 / 3				
Totals		11	26	42			5 / 10	1 / 5	4 / 8		1 / 3

VEN - Venezuela

Headcoach: TIMAURE Christopher

Team time outs: 2

No.	Name	Total				Goals / Shots							Punishments		
		Points	Goals	Shots	%	1-Pt All	1-Pt Spin	Spin	In-flight	Specialist	Direct Goal	P6m	SUS	D	DR
1	MEZA Mauriel														
4	SILVA Dixon	2	1	2	50			0 / 1				1 / 1			
6	MARQUEZ Michael	4	2	3	67			1 / 2	1 / 1				1		
10	SEIJAS Rainer	10	5	13	38					4 / 11		1 / 2			
11	GUZMAN Denyer												2	1	
12	TORRES Alvaro														
13	PENALOZA Sanders												1		
14	NOEL Ednelson	8	4	9	44			4 / 8	0 / 1						
16	LOPEZ Dairon	6	3	5	60			0 / 1	3 / 4						
Totals		30	15	32	47			5 / 12	4 / 6	4 / 11		2 / 3	4	1	

No.	Goalkeeper	Total			Saves / Shots						
		Saves	Shots	%	1-Pt All	1-Pt Spin	Spin	In-flight	Specialist	Direct Goal	P6m
1	MEZA Mauriel	0	4	0	0 / 2				0 / 1		0 / 1
12	TORRES Alvaro	2	21	10	0 / 2	0 / 1	1 / 8	1 / 2	0 / 8		0 / 1
Totals		2	25	8	0 / 4	0 / 1	1 / 8	1 / 2	0 / 9		0 / 2

Team Comparison

	1st Period				2nd Period			
	Spain		Venezuela		Spain		Venezuela	
	Goals/Shots	%	Goals/Shots	%	Goals/Shots	%	Goals/Shots	%
In-flight Shots	1 / 1	100	3 / 5	60	0 / 3	0	1 / 1	100
Spin Shots	4 / 6	67	1 / 3	33	3 / 3	100	4 / 9	44
Specialist Shots	4 / 4	100	4 / 7	57	5 / 6	83	0 / 4	0
1-Point Shots	2 / 2	100			2 / 2	100		
Direct Goal Shots								
6-meter Shots	1 / 1	100	1 / 2	50	1 / 1	100	1 / 1	100
1-Point Spin Shots					1 / 1	100		



WED 10 OCT 2018
Start Time: 12:30

Preliminary Round Group A

Results

Spain 2 vs 0 Venezuela

REFEREES:

Rudinsky Mario (SVK)
Mandak Boris (SVK)

1st Period: 22 - 18
2nd Period: 20 - 12

Running Score

ESP - VEN

ESP - Spain

No.	Name	Technical skills					
		Assists	Steals	Blocked Shots	Received 6m Fouls	Penalty Fouls	Turnovers
3	LUIS MOSQUERA Domingo Jesus	2				1	
4	MARTINEZ RODRIGUEZ David	1					3
6	GONZALEZ VILLEGAS Carlos					1	1
7	VENEGAS RODRIGUEZ Sergio Jose	5	1	1	2	1	3
8	FERRE ANDREU Pau			1			
9	GARCIA-CABANAS CARQUES Guillermo	2					
10	BANDERA FERNANDEZ Adrian						1
11	PEREZ MANZANARES Sergio						
12	RODRIGUEZ SERRANO Pedro						
Team							
Totals		10	1	2	2	3	8

1st Period	
PEREZ MANZANARES S.	2 : 0
VENEGAS RODRIGUEZ S.	4 : 0
	4 : 2 LOPEZ D.
LUIS MOSQUERA D.	6 : 2
PEREZ MANZANARES S.	8 : 2
LUIS MOSQUERA D.	10 : 2
	10 : 4 NOEL E.
PEREZ MANZANARES S.	12 : 4
	12 : 6 SEIJAS R.
	12 : 8 SEIJAS R.
LUIS MOSQUERA D.	14 : 8
PEREZ MANZANARES S.	16 : 8
	16 : 10 SEIJAS R.
PEREZ MANZANARES S.	18 : 10
	18 : 12 LOPEZ D.
MARTINEZ RODRIGUEZ D.	20 : 12
	20 : 14 SEIJAS R.
BANDERA FERNANDEZ A.	21 : 14
	21 : 16 LOPEZ D.
BANDERA FERNANDEZ A.	22 : 16
	22 : 18 SEIJAS R.

VEN - Venezuela

No.	Name	Technical skills					
		Assists	Steals	Blocked Shots	Received 6m Fouls	Penalty Fouls	Turnovers
1	MEZA Mauriel						
4	SILVA Dixon	2			2		3
6	MARQUEZ Michael		1				
10	SEIJAS Rainer				1		1
11	GUZMAN Denyer					1	
12	TORRES Alvaro						
13	PENALOZA Sanders			1		1	
14	NOEL Ednelson	3					1
16	LOPEZ Dairon						2
Team							
Totals		5	1	1	3	2	7

2nd Period	
	0 : 2 SILVA D.
	0 : 4 NOEL E.
PEREZ MANZANARES S.	2 : 4
PEREZ MANZANARES S.	4 : 4
LUIS MOSQUERA D.	6 : 4
	6 : 6 NOEL E.
LUIS MOSQUERA D.	7 : 6
VENEGAS RODRIGUEZ S.	9 : 6
	9 : 8 NOEL E.
GONZALEZ VILLEGAS C.	11 : 8
PEREZ MANZANARES S.	13 : 8
	13 : 10 MARQUEZ M.
PEREZ MANZANARES S.	15 : 10
BANDERA FERNANDEZ A.	17 : 10
PEREZ MANZANARES S.	19 : 10
	19 : 12 MARQUEZ M.
BANDERA FERNANDEZ A.	20 : 12

Legend:

%	Efficiency	1-Pt	1-Point-Shots	1-Pt Spin	1-Point-Spinshots	D	Disqualifications
DR	Disqualifications with Report	No.	Uniform Number	P6m	6m Penalty Shots	Spin	Spinshots
SUS	Suspension						

MATCH AND REFEREES REPORT

BEACH HANDBALL

<input checked="" type="checkbox"/>	Youth Olympics
<input type="checkbox"/>	WCh
<input type="checkbox"/>	Int. Match

<input type="checkbox"/>	Qual.Match
<input type="checkbox"/>	Qual. Tournament
<input checked="" type="checkbox"/>	Final tournament

<input checked="" type="checkbox"/>	Men
<input type="checkbox"/>	Men's J
<input type="checkbox"/>	Men's Y

<input type="checkbox"/>	Women
<input type="checkbox"/>	Women's J
<input type="checkbox"/>	Women's Y

Matchnumber

M14

A / Home Team

B / Away Team

Final Result

Chinese Taipei			Thailand			
Place	Court No.	Date	Time	Spectators	TV	Report follows
Buenos Aires	2	10/10/2018	12:30			NO

0 : 2

No.	Team A	P	SUS	SUS	D	DR
5	HSIEH Chihshuan	11				
10	PAN Yuanjen		8:48	11:00	11:00	
11	HSU Yuchen	4				
12	CHENG Shinyen					
15	WU Pengwei					
17	SU Weilun	5				
55	CHIU Pinsheng		17:11			
99	CHEN Guanru	8				
A	KAO Chihching					
B						
C						
D						
Sig. Off.		TTO	6:20		9:43	

1st Period					
A	P	B	A	P	B
	1			23	9
99	2	7		24	8
17	3			25	
	4	10		26	
5	5			27	
	6	9		28	
5	7			29	
	8	9		30	
11	9			31	
5	10	10		32	
	11			33	
17	12	6		34	
	13	7		35	
	14			36	
	15	13		37	
	16			38	
	17	10		39	
	18			40	
	19	6		41	
	20			42	
	21	6		43	
	22			44	

2nd Period					
A	P	B	A	P	B
	1			23	
17	2	8		24	
	3			25	
99	4	9		26	
	5	8		27	
99	6			28	
	7	8		29	
5	8			30	
	9	8		31	
5	10			32	
	11	8		33	
5	12			34	
	13	10		35	
11	14			36	
	15	8		37	
99	16	7		38	
	17			39	
	18	10		40	
	19			41	
	20			42	
	21			43	
	22			44	

No.	Team B	P	SUS	SUS	D	DR
1	SEELUENG Kanokpon					
4	YAIMUEANG Jeerapong					
6	WAENWISET Surasak	6				
7	RUKSAWONG Kittipong	4				
8	SRINAMKHAM Passakorn	12				
9	SINSUWAN Chaiwat	8				
10	KANNARONG Open	10				
13	WATTANASIRI Siriwong	2				
17	PRATHUMMANG Jakkapat		12:53			
A	KANNARONG Surakhom					
B	IAMPHUCHUAI Sanit					
C						
D						
Sig. Off.		TTO			9:51	

1st Period	12 - 24	2nd Period	16 - 18
Result	0 - 1	Result	0 - 1
"Shoot-out"		Shootout	
		Result	

Referees	NOC	Signature
1	VIDOVIC T.	CRO
2	VISNJIC N.	CRO

Technical Delegates	NOC	Signature
A	HEIM A.	HUN
B	RODRIGUEZ L.	ARG

Team A	N								
	DG								
	P								
Team B	N								
	DG								
	P								

Legend:	D Disqualification	DG Direct Goal	DR Disqualification with Report	GG Golden Goal
No. Players Number	Off. Official	P Goal Points	SUS Suspension	
TO Team Timeout				



Results

Match M14
Chinese Taipei 0 vs 2 Thailand
REFEREES:

 Vidovic Tea (CRO)
 Visnjic Natasa (CRO)

1st Period: 12 - 24
2nd Period: 16 - 18
TPE - Chinese Taipei

Headcoach: KAO Chihching

Team time outs: 2

No.	Name	Total				Goals / Shots							Punishments		
		Points	Goals	Shots	%	1-Pt All	1-Pt Spin	Spin	In-flight	Specialist	Direct Goal	P6m	SUS	D	DR
5	HSIEH Chihshuan	11	6	9	67	1 / 1		1 / 3	2 / 2			2 / 3			
10	PAN Yuanjen												2	1	
11	HSU Yuchen	4	2	4	50					2 / 4					
12	CHENG Shinyen														
15	WU Pengwei		0	2	0			0 / 1		0 / 1					
17	SU Weilun	5	3	7	43	1 / 1		1 / 4	0 / 1	1 / 1					
55	CHIU Pinsheng												1		
99	CHEN Guanru	8	4	6	67			1 / 2	3 / 4						
Totals		28	15	28	54	2 / 2		3 / 10	5 / 7	3 / 6		2 / 3	2	1	

No.	Goalkeeper	Total			Saves / Shots						
		Saves	Shots	%	1-Pt All	1-Pt Spin	Spin	In-flight	Specialist	Direct Goal	P6m
12	CHENG Shinyen	4	27	15	0 / 4	0 / 4	0 / 6	1 / 8	3 / 8		0 / 1
Totals		4	27	15	0 / 4	0 / 4	0 / 6	1 / 8	3 / 8		0 / 1

THA - Thailand

Headcoach: KANNARONG Surakhom

Team time outs: 1

No.	Name	Total				Goals / Shots							Punishments		
		Points	Goals	Shots	%	1-Pt All	1-Pt Spin	Spin	In-flight	Specialist	Direct Goal	P6m	SUS	D	DR
1	SEELUENG Kanokpon														
4	YAIMUEANG Jeerapong														
6	WAENWISSET Surasak	6	3	3	100			2 / 2	1 / 1						
7	RUKSAWONG Kittipong	4	3	4	75	2 / 2	2 / 2	1 / 1			0 / 1				
8	SRINAMKHAM Passakorn	12	7	8	88	2 / 2	2 / 2	3 / 4	2 / 2						
9	SINSUWAN Chaiwat	8	4	5	80				4 / 5						
10	KANNARONG Open	10	5	9	56					4 / 8	1 / 1				
13	WATTANASIRI Siriwong	2	1	1	100					1 / 1					
17	PRATHUMMANG Jakkapat												1		
Totals		42	23	30	77	4 / 4	4 / 4	6 / 7	7 / 8	5 / 9		1 / 2	1		

No.	Goalkeeper	Total			Saves / Shots						
		Saves	Shots	%	1-Pt All	1-Pt Spin	Spin	In-flight	Specialist	Direct Goal	P6m
1	SEELUENG Kanokpon	9	23	39	0 / 2		4 / 7	2 / 7	2 / 4		1 / 3
10	KANNARONG Open	0	1	0					0 / 1		
Totals		9	24	38	0 / 2		4 / 7	2 / 7	2 / 5		1 / 3

Team Comparison

	1st Period				2nd Period			
	Chinese Taipei		Thailand		Chinese Taipei		Thailand	
	Goals/Shots	%	Goals/Shots	%	Goals/Shots	%	Goals/Shots	%
In-flight Shots	1 / 2	50	4 / 5	80	4 / 5	80	3 / 3	100
Spin Shots	2 / 5	40	3 / 3	100	1 / 5	20	3 / 4	75
Specialist Shots	1 / 2	50	4 / 5	80	2 / 4	50	1 / 4	25
1-Point Shots	2 / 2	100	2 / 2	100			2 / 2	100
Direct Goal Shots								
6-meter Shots	1 / 1	100			1 / 2	50	1 / 2	50
1-Point Spin Shots			2 / 2	100			2 / 2	100



Results

Chinese Taipei 0 vs 2 Thailand

REFEREES:

Vidovic Tea (CRO)
Visnjic Natasa (CRO)

1st Period: 12 - 24

2nd Period: 16 - 18

Running Score

TPE - THA

1st Period

0 : 2 RUKSAWONG K.
0 : 4 KANNARONG O.
CHEN G. 2 : 4
SU W. 3 : 4
HSIEH C. 5 : 4
5 : 6 SINSUWAN C.
HSIEH C. 7 : 6
7 : 8 SINSUWAN C.
7 : 10 KANNARONG O.
7 : 12 WAENWISSET S.
7 : 13 RUKSAWONG K.
7 : 15 WATTHANASIRI S.
HSU Y. 9 : 15
9 : 17 KANNARONG O.
9 : 19 WAENWISSET S.
9 : 21 WAENWISSET S.
HSIEH C. 10 : 21
10 : 23 SINSUWAN C.
SU W. 12 : 23
12 : 24 SRINAMKHAM P.

2nd Period

SU W. 2 : 0
2 : 2 SRINAMKHAM P.
CHEN G. 4 : 2
CHEN G. 6 : 2
6 : 4 SINSUWAN C.
6 : 5 SRINAMKHAM P.
HSIEH C. 8 : 5
8 : 7 SRINAMKHAM P.
8 : 9 SRINAMKHAM P.
HSIEH C. 10 : 9
10 : 11 SRINAMKHAM P.
HSIEH C. 12 : 11
12 : 13 KANNARONG O.
12 : 15 SRINAMKHAM P.
HSU Y. 14 : 15
14 : 16 RUKSAWONG K.
CHEN G. 16 : 16
16 : 18 KANNARONG O.

TPE - Chinese Taipei

No.	Name	Technical skills					
		Assists	Steals	Blocked Shots	Received 6m Fouls	Penalty Fouls	Turnovers
5	HSIEH Chihsuan	3			1		2
10	PAN Yuanjen						
11	HSU Yuchen						2
12	CHENG Shinyen						1
15	WU Pengwei						
17	SU Weilun					1	3
55	CHIU Pinsheng	1					
99	CHEN Guanru	3			1		1
Team							
Totals		7			2	1	9

THA - Thailand

No.	Name	Technical skills					
		Assists	Steals	Blocked Shots	Received 6m Fouls	Penalty Fouls	Turnovers
1	SEELUENG Kanokpon						
4	YAIMUEANG Jeerapong						
6	WAENWISSET Surasak	3		1			1
7	RUKSAWONG Kittipong	5	2		1		1
8	SRINAMKHAM Passakorn	4	1				3
9	SINSUWAN Chaiwat	2					1
10	KANNARONG Open	1					1
13	WATTHANASIRI Siriwong						
17	PRATHUMMANG Jakkapat		1	2		3	
Team							
Totals		15	4	3	1	3	7

Legend:

% Efficiency
DR Disqualifications with Report
SUS Suspension
1-Pt No. 1-Point-Shots Uniform Number
1-Pt Spin P6m 1-Point-Spinshots 6m Penalty Shots
D Spin Disqualifications Spinshots

MATCH AND REFEREES REPORT

BEACH HANDBALL

<input checked="" type="checkbox"/>	Youth Olympics
<input type="checkbox"/>	WCh
<input type="checkbox"/>	Int. Match

<input type="checkbox"/>	Qual.Match
<input type="checkbox"/>	Qual. Tournament
<input checked="" type="checkbox"/>	Final tournament

<input checked="" type="checkbox"/>	Men
<input type="checkbox"/>	Men's J
<input type="checkbox"/>	Men's Y

<input type="checkbox"/>	Women
<input type="checkbox"/>	Women's J
<input type="checkbox"/>	Women's Y

Matchnumber

M15

A / Home Team

B / Away Team

Final Result

Uruguay			Hungary			
Place	Court No.	Date	Time	Spectators	TV	Report follows
Buenos Aires	3	10/10/2018	12:30			NO

0 : 2

No.	Team A	P	SUS	SUS	D	DR
1	GONZALEZ GUTIERREZ Santiago					
3	CEDRES COSTAS Tiago Hernan	4				
4	MARQUEZ GARCIA Victor Eduardo	6				
5	RUS MADERNI Mateo					
6	GAMBETTA PERDOMO Diego					
7	MARIANO YOUNG Jeronimo	12				
8	SOSA VARGAS David Ismael	2				
9	MATTERA MEDINA Ignacio Angel		19:47			
10	SAGASTI TRIAS Sebastian	2				
A	BALLETTO MARTINEZ Gaston Pedro					
B	BONINO MARTINEZ Alvaro Daniel					
C						
D						
Sig. Off.		TTO	2:54			

No.	Team B	P	SUS	SUS	D	DR
1	MARCZIKA Barnabas					
9	MELNICSUK Viktor	4				
18	TOTH Benedek	8				
20	SEPROS Bence					
24	FENYVESI Marcell					
26	GUBICZA Csaba	7	1:25			
29	HORNYAK Bence	10				
44	SIMON Kristof					
88	MATUSZKA Balazs	6				
A	PENSZKI Gergely					
B	TUBA-KOVACS Ervin					
C						
D						
Sig. Off.		TTO				

Referees	NOC	Signature
1 ALDERAZI H.	BRN	
2 SHAMSAN H.	BRN	

Technical Delegates	NOC	Signature
A BESLIJA E.	MNE	
B SORIA J.	ARG	

1st Period					
A	P	B	A	P	B
	1			23	
7	2	29		24	
	3			25	
4	4	29		26	
	5			27	
7	6	18		28	
	7			29	
7	8	18		30	
	9			31	
4	10	88		32	
	11			33	
3	12	18		34	
	13			35	
	14	18		36	
	15	26		37	
	16			38	
	17			39	
	18			40	
	19			41	
	20			42	
	21			43	
	22			44	

2nd Period					
A	P	B	A	P	B
	1			23	
10	2	29		24	
	3			25	
7	4	9		26	
	5			27	
7	6	26		28	
	7			29	
8	8	9		30	
	9			31	
4	10	88		32	
	11			33	
3	12	88		34	
	13			35	
7	14	26		36	
	15			37	
	16	29		38	
	17	26		39	
	18	26		40	
	19			41	
	20	29		42	
	21			43	
	22			44	

1st Period	12 - 15	2nd Period	14 - 20
Result	0 - 1	Result	0 - 1
"Shoot-out"		Shootout	
		Result	

Team A

N									
DG									
P									

Team B

N									
DG									
P									

Legend:
D Disqualification **DG** Direct Goal Official **DR** Disqualification with Report **GG** Golden Goal
No. Players Number **Off.** Official **P** Goal Points **SUS** Suspension
TO Team Timeout



Results

Match M15
Uruguay 0 vs 2 Hungary
REFEREES:

 Alderazi Hani (BRN)
 Shamsan Hasan (BRN)

1st Period: 12 - 15
2nd Period: 14 - 20
URU - Uruguay
Headcoach: BALLETO MARTINEZ Gaston Pedro
Team time outs: 1

No.	Name	Total				Goals / Shots							Punishments		
		Points	Goals	Shots	%	1-Pt All	1-Pt Spin	Spin	In-flight	Specialist	Direct Goal	P6m	SUS	D	DR
1	GONZALEZ GUTIERREZ Santiago		0	2	0						0 / 2				
3	CEDRES COSTAS Tiago Hernan	4	2	4	50			2 / 3	0 / 1						
4	MARQUEZ GARCIA Victor Eduardo	6	3	6	50			3 / 6							
5	RUS MADERNI Mateo														
6	GAMBETTA PERDOMO Diego														
7	MARIANO YOUNG Jeronimo	12	6	6	100			6 / 6							
8	SOSA VARGAS David Ismael	2	1	2	50					1 / 2					
9	MATTERA MEDINA Ignacio Angel		0	1	0				0 / 1				1		
10	SAGASTI TRIAS Sebastian	2	1	1	100			1 / 1							
Totals		26	13	22	59			12 / 16	0 / 2	1 / 2	0 / 2		1		

No.	Goalkeeper	Total			Saves / Shots						
		Saves	Shots	%	1-Pt All	1-Pt Spin	Spin	In-flight	Specialist	Direct Goal	P6m
1	GONZALEZ GUTIERREZ Santiago	8	27	30	1 / 4		2 / 9	2 / 6	1 / 4	2 / 2	0 / 2
Totals		8	27	30	1 / 4		2 / 9	2 / 6	1 / 4	2 / 2	0 / 2

HUN - Hungary
Headcoach: PEN SZKI Gergely

No.	Name	Total				Goals / Shots							Punishments		
		Points	Goals	Shots	%	1-Pt All	1-Pt Spin	Spin	In-flight	Specialist	Direct Goal	P6m	SUS	D	DR
1	MARCZIKA Barnabas		0	1	0						0 / 1				
9	MELNICSUK Viktor	4	2	6	33			0 / 1	0 / 1	2 / 4					
18	TOTH Benedek	8	4	7	57				4 / 7						
20	SEPROS Bence		0	1	0						0 / 1				
24	FENYVESI Marcell														
26	GUBICZA Csaba	7	5	7	71	3 / 4		2 / 3					1		
29	HORNYAK Bence	10	5	8	63			2 / 5		1 / 1		2 / 2			
44	SIMON Kristof														
88	MATUSZKA Balazs	6	3	5	60			3 / 5							
Totals		35	19	35	54	3 / 4		7 / 14	4 / 8	3 / 5	0 / 2	2 / 2	1		

No.	Goalkeeper	Total			Saves / Shots						
		Saves	Shots	%	1-Pt All	1-Pt Spin	Spin	In-flight	Specialist	Direct Goal	P6m
20	SEPROS Bence	7	20	35			4 / 16	1 / 1	1 / 2	1 / 1	
Totals		7	20	35			4 / 16	1 / 1	1 / 2	1 / 1	

Team Comparison

	1st Period				2nd Period			
	Uruguay		Hungary		Uruguay		Hungary	
	Goals/Shots	%	Goals/Shots	%	Goals/Shots	%	Goals/Shots	%
In-flight Shots	0 / 1	0	4 / 5	80	0 / 1	0	0 / 3	0
Spin Shots	6 / 9	67	3 / 7	43	6 / 7	86	4 / 7	57
Specialist Shots	0 / 1	0	0 / 1	0	1 / 1	100	3 / 4	75
1-Point Shots			1 / 1	100			2 / 3	67
Direct Goal Shots					0 / 2	0	0 / 2	0
6-meter Shots							2 / 2	100
1-Point Spin Shots								



Results

Uruguay 0 vs 2 Hungary

REFEREES:

Alderazi Hani (BRN)
Shamsan Hasan (BRN)

1st Period: 12 - 15

2nd Period: 14 - 20

Running Score

URU - HUN

1st Period

0 : 2 HORNYAK B.
0 : 4 HORNYAK B.
2 : 4 MARIANO YOUNG J.
4 : 4 MARQUEZ GARCIA V.
4 : 6 TOTH B.
4 : 8 TOTH B.
6 : 8 MARIANO YOUNG J.
6 : 10 MATUSZKA B.
8 : 10 MARIANO YOUNG J.
8 : 12 TOTH B.
10 : 12 MARQUEZ GARCIA V.
10 : 14 TOTH B.
10 : 15 GUBICZA C.
12 : 15 CEDRES COSTAS T.

2nd Period

2 : 0 SAGASTI TRIAS S.
4 : 0 MARIANO YOUNG J.
4 : 2 HORNYAK B.
4 : 4 MELNICSUK V.
4 : 6 GUBICZA C.
6 : 6 MARIANO YOUNG J.
6 : 8 MELNICSUK V.
6 : 10 MATUSZKA B.
8 : 10 SOSA VARGAS D.
8 : 12 MATUSZKA B.
8 : 14 GUBICZA C.
10 : 14 MARQUEZ GARCIA V.
12 : 14 CEDRES COSTAS T.
12 : 16 HORNYAK B.
12 : 17 GUBICZA C.
12 : 18 GUBICZA C.
14 : 18 MARIANO YOUNG J.
14 : 20 HORNYAK B.

URU - Uruguay

No.	Name	Technical skills					
		Assists	Steals	Blocked Shots	Received 6m Fouls	Penalty Fouls	Turnovers
1	GONZALEZ GUTIERREZ Santiago						1
3	CEDRES COSTAS Tiago Hernan						
4	MARQUEZ GARCIA Victor Eduardo	1					2
5	RUS MADERNI Mateo		1				
6	GAMBETTA PERDOMO Diego					1	
7	MARIANO YOUNG Jeronimo	2					4
8	SOSA VARGAS David Ismael	1					1
9	MATTERA MEDINA Ignacio Angel			1		1	2
10	SAGASTI TRIAS Sebastian						4
Team							
Totals		4	1	1		2	14

HUN - Hungary

No.	Name	Technical skills					
		Assists	Steals	Blocked Shots	Received 6m Fouls	Penalty Fouls	Turnovers
1	MARCZIKA Barnabas						
9	MELNICSUK Viktor						
18	TOTH Benedek	1			1		
20	SEPROS Bence						
24	FENYVESI Marcell						
26	GUBICZA Csaba	5	1				
29	HORNYAK Bence						
44	SIMON Kristof						
88	MATUSZKA Balazs	6			1		2
Team							
Totals		12	1		2		2

Legend:

% Efficiency
DR Disqualifications with Report
SUS Suspension
1-Pt No. 1-Point-Shots Uniform Number
1-Pt Spin P6m 1-Point-Spinshots 6m Penalty Shots
D Spin Disqualifications Spinshots

MATCH AND REFEREES REPORT

BEACH HANDBALL

<input checked="" type="checkbox"/>	Youth Olympics
<input type="checkbox"/>	WCh
<input type="checkbox"/>	Int. Match

<input type="checkbox"/>	Qual.Match
<input type="checkbox"/>	Qual. Tournament
<input checked="" type="checkbox"/>	Final tournament

<input checked="" type="checkbox"/>	Men
<input type="checkbox"/>	Men's J
<input type="checkbox"/>	Men's Y

<input type="checkbox"/>	Women
<input type="checkbox"/>	Women's J
<input type="checkbox"/>	Women's Y

Matchnumber

M16

A / Home Team

B / Away Team

Final Result

Italy			Paraguay			
Place	Court No.	Date	Time	Spectators	TV	Report follows
Buenos Aires	2	08/10/2018	10:50			NO

2 : 0

No.	Team A	P	SUS	SUS	D	DR
2	FREUND Alex	4				
6	PRANTNER Max	13				
9	PAVANI Giovanni					
10	MITTERRUTZNER Christian	6				
11	CAMPESTRINI Davide					
12	NOTARANGELO Davide	19	8:46			
13	CABRINI Giovanni	2				
14	CAPUZZO Matteo					
17	BRONZO Umberto					
A	MALATINO Vincenzo					
B	BARDINI Massimiliano					
C						
D						
Sig. Off.		TTO			5:35	

No.	Team B	P	SUS	SUS	D	DR
2	ALDERETE Alex	6				
5	BARRIOS VILLALBA Ariel Armando					
8	VALLEJOS Isaias	2				
11	OZORIO Nelson					
12	BALMACEDA Jorge					
13	CACERES NETTO Marcelo Nicolas	2				
16	LLANES Carlos	16				
19	FERNANDEZ Alan					
21	FIGUEROA Gabriel	4				
A	VELOSO Jose					
B						
C						
D						
Sig. Off.		TTO	4:47		8:44	

1st Period					
A	P	B	A	P	B
	1		12	23	
12	2	2		24	
	3			25	
6	4	8		26	
	5			27	
12	6	16		28	
	7			29	
13	8	13		30	
	9			31	
6	10	2		32	
	11			33	
12	12	16		34	
	13			35	
12	14			36	
	15			37	
6	16			38	
	17			39	
10	18			40	
	19			41	
12	20			42	
	21			43	
10	22			44	

2nd Period					
A	P	B	A	P	B
6	1			23	
	2	16		24	
6	3			25	
	4	21		26	
12	5			27	
	6	16		28	
2	7			29	
	8	2		30	
12	9			31	
	10	16		32	
12	11			33	
	12	16		34	
6	13			35	
	14	21		36	
6	15			37	
	16	16		38	
2	17			39	
	18	16		40	
12	19			41	
	20			42	
10	21			43	
	22			44	

1st Period	23 - 12	2nd Period	21 - 18
Result	1 - 0	Result	1 - 0
"Shoot-out"		Shootout	
		Result	

Referees	NOC	Signature
1 ALDERAZI H.	BRN	
2 SHAMSAN H.	BRN	

Technical Delegates	NOC	Signature
A PERKINS G.	USA	
B RODRIGUEZ L.	ARG	

Team A	N								
	DG								
	P								
Team B	N								
	DG								
	P								

Legend:	D Disqualification	DG Direct Goal	DR Disqualification with Report	GG Golden Goal
No. Players Number	Off. Official	P Goal Points	SUS Suspension	
TO Team Timeout				



Results

Match M16
Italy 2 vs 0 Paraguay
REFEREES:

 Alderazi Hani (BRN)
 Shamsan Hasan (BRN)

1st Period: 23 - 12
2nd Period: 21 - 18
ITA - Italy

Headcoach: MALATINO Vincenzo

Team time outs: 1

No.	Name	Total				Goals / Shots							Punishments		
		Points	Goals	Shots	%	1-Pt All	1-Pt Spin	Spin	In-flight	Specialist	Direct Goal	P6m	SUS	D	DR
2	FREUND Alex	4	2	3	67					2 / 3					
6	PRANTNER Max	13	7	8	88	1 / 1		5 / 6				1 / 1			
9	PAVANI Giovanni														
10	MITTERRUTZNER Christian	6	3	4	75			1 / 2	1 / 1			1 / 1			
11	CAMPESTRINI Davide														
12	NOTARANGELO Davide	19	10	11	91	1 / 1		8 / 8				1 / 2	1		
13	CABRINI Giovanni	2	1	1	100					1 / 1					
14	CAPUZZO Matteo														
17	BRONZO Umberto		0	2	0					0 / 2					
Totals		44	23	29	79	2 / 2		14 / 16	1 / 1	3 / 6		3 / 4	1		

No.	Goalkeeper	Total			Saves / Shots						
		Saves	Shots	%	1-Pt All	1-Pt Spin	Spin	In-flight	Specialist	Direct Goal	P6m
9	PAVANI Giovanni	12	27	44	2 / 2		6 / 15	1 / 3	3 / 6		0 / 1
Totals		12	27	44	2 / 2		6 / 15	1 / 3	3 / 6		0 / 1

PAR - Paraguay

Headcoach: VELOSO Jose

Team time outs: 2

No.	Name	Total				Goals / Shots							Punishments		
		Points	Goals	Shots	%	1-Pt All	1-Pt Spin	Spin	In-flight	Specialist	Direct Goal	P6m	SUS	D	DR
2	ALDERETE Alex	6	3	6	50					3 / 6					
5	BARRIOS VILLALBA Ariel Armando														
8	VALLEJOS Isaias	2	1	3	33			1 / 3							
11	OZORIO Nelson		0	2	0	0 / 1				0 / 1					
12	BALMACEDA Jorge														
13	CACERES NETTO Marcelo Nicolas	2	1	3	33			1 / 2	0 / 1						
16	LLANES Carlos	16	8	9	89			5 / 6	2 / 2			1 / 1			
19	FERNANDEZ Alan														
21	FIGUEROA Gabriel	4	2	6	33	0 / 1		2 / 5							
Totals		30	15	29	52	0 / 2		9 / 16	2 / 3	3 / 7		1 / 1			

No.	Goalkeeper	Total			Saves / Shots						
		Saves	Shots	%	1-Pt All	1-Pt Spin	Spin	In-flight	Specialist	Direct Goal	P6m
12	BALMACEDA Jorge	1	24	4	0 / 2		0 / 14	0 / 1	1 / 4		0 / 3
Totals		1	24	4	0 / 2		0 / 14	0 / 1	1 / 4		0 / 3

Team Comparison

	1st Period				2nd Period			
	Italy		Paraguay		Italy		Paraguay	
	Goals/Shots	%	Goals/Shots	%	Goals/Shots	%	Goals/Shots	%
In-flight Shots	1 / 1	100			2 / 3	67		
Spin Shots	8 / 9	89	4 / 8	50	6 / 7	86	5 / 8	63
Specialist Shots	1 / 3	33	2 / 4	50	2 / 3	67	1 / 3	33
1-Point Shots	1 / 1	100			1 / 1	100	0 / 2	0
Direct Goal Shots								
6-meter Shots	1 / 1	100			2 / 3	67	1 / 1	100
1-Point Spin Shots								



Results

Italy 2 vs 0 Paraguay

REFEREES:

Alderazi Hani (BRN)
Shamsan Hasan (BRN)

1st Period: 23 - 12
2nd Period: 21 - 18

Running Score

ITA - PAR

1st Period

0 : 2 ALDERETE A.
NOTARANGELO D. 2 : 2
2 : 4 VALLEJOS I.
PRANTNER M. 4 : 4
4 : 6 LLANES C.
NOTARANGELO D. 6 : 6
CABRINI G. 8 : 6
PRANTNER M. 10 : 6
NOTARANGELO D. 12 : 6
12 : 8 CACERES NETTO M.
NOTARANGELO D. 14 : 8
14 : 10 ALDERETE A.
PRANTNER M. 16 : 10
MITTERRUTZNER C. 18 : 10
18 : 12 LLANES C.
NOTARANGELO D. 20 : 12
MITTERRUTZNER C. 22 : 12
NOTARANGELO D. 23 : 12

ITA - Italy

No.	Name	Technical skills					
		Assists	Steals	Blocked Shots	Received 6m Fouls	Penalty Fouls	Turnovers
2	FREUND Alex	1			1		
6	PRANTNER Max	6					1
9	PAVANI Giovanni						
10	MITTERRUTZNER Christian	7					
11	CAMPESTRINI Davide			1		1	
12	NOTARANGELO Davide	4	1		2		2
13	CABRINI Giovanni			1			
14	CAPUZZO Matteo						
17	BRONZO Umberto						
Team							
Totals		18	1	2	3	1	3

PAR - Paraguay

No.	Name	Technical skills					
		Assists	Steals	Blocked Shots	Received 6m Fouls	Penalty Fouls	Turnovers
2	ALDERETE Alex						3
5	BARRIOS VILLALBA Ariel Armando	1				1	
8	VALLEJOS Isaias	1		1			
11	OZORIO Nelson		1				
12	BALMACEDA Jorge						
13	CACERES NETTO Marcelo Nicolas			1			
16	LLANES Carlos				1		1
19	FERNANDEZ Alan					3	
21	FIGUEROA Gabriel	4					4
Team							
Totals		6	1	2	1	4	8

2nd Period

PRANTNER M. 1 : 0
PRANTNER M. 3 : 0
NOTARANGELO D. 5 : 0
5 : 2 LLANES C.
FREUND A. 7 : 2
7 : 4 FIGUEROA G.
NOTARANGELO D. 9 : 4
9 : 6 LLANES C.
NOTARANGELO D. 11 : 6
11 : 8 ALDERETE A.
11 : 10 LLANES C.
11 : 12 LLANES C.
PRANTNER M. 13 : 12
PRANTNER M. 15 : 12
15 : 14 FIGUEROA G.
FREUND A. 17 : 14
NOTARANGELO D. 19 : 14
19 : 16 LLANES C.
MITTERRUTZNER C. 21 : 16
21 : 18 LLANES C.

Legend:

%	Efficiency	1-Pt	1-Point-Shots	1-Pt Spin	1-Point-Spinshots	D	Disqualifications
DR	Disqualifications with Report	No.	Uniform Number	P6m	6m Penalty Shots	Spin	Spinshots
SUS	Suspension						

MATCH AND REFEREES REPORT

BEACH HANDBALL

<input checked="" type="checkbox"/>	Youth Olympics
<input type="checkbox"/>	WCh
<input type="checkbox"/>	Int. Match

<input type="checkbox"/>	Qual.Match
<input type="checkbox"/>	Qual. Tournament
<input checked="" type="checkbox"/>	Final tournament

<input checked="" type="checkbox"/>	Men
<input type="checkbox"/>	Men's J
<input type="checkbox"/>	Men's Y

<input type="checkbox"/>	Women
<input type="checkbox"/>	Women's J
<input type="checkbox"/>	Women's Y

Matchnumber

M17

A / Home Team

B / Away Team

Final Result

Argentina			Croatia			
Place	Court No.	Date	Time	Spectators	TV	Report follows
Buenos Aires	Central	08/10/2018	10:50			NO

2 : 1

No.	Team A	P	SUS	SUS	D	DR
1	BAPTISTA Nahuel	10				
2	BASUALDO Jose					
3	DAUDINOT Francisco	10				
4	DIEGUEZ Nicolas	6				
6	GOUX Elian Jesus	4	11:25			
7	MILLET Nicolas		8:48			
8	NOVILLO Alejo	2				
9	PAEZ ALARCON Tomas	2				
12	SANTOS Julian	9				
A	ZEBALLOS Daniel					
B	GRAMCKO Marcelo					
C	BOIMAN Gaston					
D						
Sig. Off.		TTO			7:07	

No.	Team B	P	SUS	SUS	D	DR
1	KOLIC Borna	2				
3	PALAC Ivan	6				
4	BRZICA Tin	6				
5	BUDIC Mateo	6	8:20			
6	SUDAREVIC Bruno	16				
7	HANCIC Ivan Antonio	2				
9	MARUNCIC Marko	1				
11	OBRATOV Kresimir	2				
12	PRANJIC Marko					
A	PARADZIK Mladen					
B	MOCILAC Mario					
C						
D						
Sig. Off.		TTO	9:47			

Referees	NOC	Signature
1 RUDINSKY M.	SVK	
2 MANDAK B.	SVK	

Technical Delegates	NOC	Signature
A BESLIJA E.	MNE	
B WESTHAUSLER D.	GER	

1st Period					
A	P	B	A	P	B
	1			23	
3	2	6		24	
	3			25	
1	4	5		26	
	5			27	
12	6	11		28	
	7			29	
8	8	6		30	
	9			31	
3	10	4		32	
1	11			33	
	12	5		34	
3	13			35	
	14	6		36	
4	15			37	
	16	6		38	
1	17			39	
	18			40	
	19			41	
	20			42	
	21			43	
	22			44	

2nd Period					
A	P	B	A	P	B
	1			23	
3	2	5		24	
	3			25	
1	4	6		26	
	5			27	
12	6	6		28	
	7			29	
4	8	6		30	
	9			31	
6	10	3		32	
	11			33	
6	12	4		34	
12	13			35	
	14	6		36	
12	15			37	
1	16	4		38	
12	17			39	
	18	7		40	
	19			41	
	20	3		42	
	21	9		43	
	22			44	

1st Period	17 - 16	2nd Period	17 - 21
Result	1 - 0	Result	0 - 1
"Shoot-out"		Shootout	9 - 4
		Result	1 - 0

Team A										
N	1	3	12	4	9					
DG										9
P	2	2	1	2	2					
Team B										
N	6	5	3	11	4					
DG					1					4
P	/	/	2	/	2					

Legend:							
D	Disqualification	DG	Direct Goal	DR	Disqualification with Report	GG	Golden Goal
No.	Players Number	Off.	Official	P	Goal Points	SUS	Suspension
TO	Team Timeout						



Results

Match M17
Argentina 2 vs 1 Croatia
REFEREES:

 Rudinsky Mario (SVK)
 Mandak Boris (SVK)

1st Period: 17 - 16
2nd Period: 17 - 21
Shootout: 9 - 4
ARG - Argentina

Headcoach: ZEBALLOS Daniel

Team time outs: 1

No.	Name	Total				Goals / Shots							Punishments		
		Points	Goals	Shots	%	1-Pt All	1-Pt Spin	Spin	In-flight	Specialist	Direct Goal	P6m	SUS	D	DR
1	BAPTISTA Nahuel	10	6	8	75	2 / 2	1 / 1	3 / 5	1 / 1						
2	BASUALDO Jose														
3	DAUDINOT Francisco	10	5	5	100			1 / 1	1 / 1	3 / 3					
4	DIEGUEZ Nicolas	6	3	7	43			2 / 5	1 / 2						
6	GOUX Elian Jesus	4	2	4	50					2 / 4			1		
7	MILLET Nicolas												1		
8	NOVILLO Alejo	2	1	1	100						1 / 1				
9	PAEZ ALARCON Tomas	2	1	4	25			1 / 4							
12	SANTOS Julian	9	6	6	100	3 / 3	2 / 2	2 / 2	1 / 1						
Totals		43	24	35	69	5 / 5	3 / 3	9 / 17	4 / 5	5 / 7	1 / 1		2		

No.	Goalkeeper	Total			Saves / Shots						
		Saves	Shots	%	1-Pt All	1-Pt Spin	Spin	In-flight	Specialist	Direct Goal	P6m
6	GOUX Elian Jesus	0	2	0			0 / 1			0 / 1	
8	NOVILLO Alejo	7	26	27	1 / 2	0 / 1	6 / 13	0 / 2	0 / 5		0 / 4
9	PAEZ ALARCON Tomas	1	1	100			1 / 1				
Totals		8	29	28	1 / 2	0 / 1	7 / 15	0 / 2	0 / 5	0 / 1	0 / 4

CRO - Croatia

Headcoach: PARADZIK Mladen

Team time outs: 1

No.	Name	Total				Goals / Shots							Punishments		
		Points	Goals	Shots	%	1-Pt All	1-Pt Spin	Spin	In-flight	Specialist	Direct Goal	P6m	SUS	D	DR
1	KOLIC Borna	2	1	1	100						1 / 1				
3	PALAC Ivan	6	3	6	50			3 / 6							
4	BRZICA Tin	6	3	4	75			1 / 1		2 / 3					
5	BUDIC Mateo	6	3	7	43			2 / 6	1 / 1				1		
6	SUDAREVIC Bruno	16	8	11	73	0 / 1		1 / 3	1 / 1	2 / 2		4 / 4			
7	HANCIC Ivan Antonio	2	1	1	100			1 / 1							
9	MARUNCIC Marko	1	1	1	100	1 / 1	1 / 1								
11	OBRATOV Kresimir	2	1	2	50			0 / 1		1 / 1					
12	PRANJIC Marko														
Totals		41	21	33	64	1 / 2	1 / 1	8 / 18	2 / 2	5 / 6	1 / 1	4 / 4	1		

No.	Goalkeeper	Total			Saves / Shots						
		Saves	Shots	%	1-Pt All	1-Pt Spin	Spin	In-flight	Specialist	Direct Goal	P6m
1	KOLIC Borna	6	18	33	0 / 4	0 / 2	4 / 10	0 / 1	2 / 3		
12	PRANJIC Marko	0	12	0	0 / 1	0 / 1	0 / 3	0 / 3	0 / 4	0 / 1	
Totals		6	30	20	0 / 5	0 / 3	4 / 13	0 / 4	2 / 7	0 / 1	

Team Comparison

	1st Period				2nd Period			
	Argentina		Croatia		Argentina		Croatia	
	Goals/Shots	%	Goals/Shots	%	Goals/Shots	%	Goals/Shots	%
In-flight Shots	3 / 4	75	2 / 2	100	1 / 1	100		
Spin Shots	2 / 6	33	3 / 8	38	3 / 7	43	4 / 7	57
Specialist Shots	2 / 2	100	2 / 2	100	3 / 5	60	3 / 4	75
1-Point Shots	1 / 1	100			3 / 3	100	1 / 1	100
Direct Goal Shots	1 / 1	100						
6-meter Shots			1 / 1	100			3 / 3	100
1-Point Spin Shots	1 / 1	100			1 / 1	100	1 / 1	100



Results

Argentina 2 vs 1 Croatia

REFEREES:

Rudinsky Mario (SVK)
Mandak Boris (SVK)

1st Period: 17 - 16
2nd Period: 17 - 21
Shootout: 9 - 4

Running Score

ARG - CRO

ARG - Argentina

No.	Name	Technical skills					
		Assists	Steals	Blocked Shots	Received 6m Fouls	Penalty Fouls	Turnovers
1	BAPTISTA Nahuel	3					
2	BASUALDO Jose						
3	DAUDINOT Francisco					1	2
4	DIEGUEZ Nicolas	2				2	1
6	GOUX Elian Jesus					1	
7	MILLET Nicolas						
8	NOVILLO Alejo						
9	PAEZ ALARCON Tomas	2					
12	SANTOS Julian	2					
Team							
Totals		9				4	3

1st Period

0 : 2 SUDAREVIC B.
0 : 4 BUDIC M.
DAUDINOT F. 2 : 4
BAPTISTA N. 4 : 4
SANTOS J. 6 : 4
6 : 6 OBRATOV K.
NOVILLO A. 8 : 6
DAUDINOT F. 10 : 6
10 : 8 SUDAREVIC B.
BAPTISTA N. 11 : 8
11 : 10 BRZICA T.
11 : 12 BUDIC M.
11 : 14 SUDAREVIC B.
11 : 16 SUDAREVIC B.
DAUDINOT F. 13 : 16
DIEGUEZ N. 15 : 16
BAPTISTA N. 17 : 16

CRO - Croatia

No.	Name	Technical skills					
		Assists	Steals	Blocked Shots	Received 6m Fouls	Penalty Fouls	Turnovers
1	KOLIC Borna						
3	PALAC Ivan	4			1	1	4
4	BRZICA Tin	1					
5	BUDIC Mateo	1		1	1		
6	SUDAREVIC Bruno	1			2		1
7	HANCIC Ivan Antonio						
9	MARUNCIC Marko			1			
11	OBRATOV Kresimir						
12	PRANJIC Marko						
Team							
Totals		7		2	4	1	5

2nd Period

0 : 2 BUDIC M.
DAUDINOT F. 2 : 2
2 : 4 SUDAREVIC B.
BAPTISTA N. 4 : 4
4 : 6 SUDAREVIC B.
SANTOS J. 6 : 6
DIEGUEZ N. 8 : 6
8 : 8 SUDAREVIC B.
GOUX E. 10 : 8
10 : 10 PALAC I.
10 : 12 BRZICA T.
GOUX E. 12 : 12
12 : 14 SUDAREVIC B.
SANTOS J. 13 : 14
13 : 16 BRZICA T.
13 : 18 HANCIC I.
SANTOS J. 15 : 18
15 : 20 PALAC I.
BAPTISTA N. 16 : 20
16 : 21 MARUNCIC M.
SANTOS J. 17 : 21

Shootout

BAPTISTA N. 2 : 0
DAUDINOT F. 4 : 0
4 : 2 PALAC I.
SANTOS J. 5 : 2
DIEGUEZ N. 7 : 2
7 : 4 KOLIC B.
PAEZ ALARCON T. 9 : 4

Legend:

% Efficiency
DR Disqualifications with Report
SUS Suspension
1-Pt No. 1-Point-Shots Uniform Number
1-Pt Spin P6m 1-Point-Spinshots 6m Penalty Shots
D Spin Disqualifications Spinshots

MATCH AND REFEREES REPORT

BEACH HANDBALL

<input checked="" type="checkbox"/>	Youth Olympics
<input type="checkbox"/>	WCh
<input type="checkbox"/>	Int. Match

<input type="checkbox"/>	Qual.Match
<input type="checkbox"/>	Qual. Tournament
<input checked="" type="checkbox"/>	Final tournament

<input checked="" type="checkbox"/>	Men
<input type="checkbox"/>	Men's J
<input type="checkbox"/>	Men's Y

<input type="checkbox"/>	Women
<input type="checkbox"/>	Women's J
<input type="checkbox"/>	Women's Y

Matchnumber

M18

A / Home Team

B / Away Team

Final Result

Portugal			Mauritius			
Place	Court No.	Date	Time	Spectators	TV	Report follows
Buenos Aires	3	08/10/2018	10:50			NO

2 : 0

No.	Team A	P	SUS	SUS	D	DR
1	BRITO Nuno					
3	SOUSA Andre	16				
5	ALMEIDA Nuno	2				
7	PAULO Rafael	6				
8	SALVADOR Salvador	10				
9	FERREIRA Diogo	4				
11	NEVES Miguel	8				
12	GONCALVES Joao	2				
13	SILVA Andre	9				
A	FELIX Paulo					
B	SARDO PEREIRA Pedro					
C	BERNARDES Mario					
D						
Sig. Off.		TTO				

No.	Team B	P	SUS	SUS	D	DR
1	FREDERICK Joey					
2	DADA Dary					
3	REVAUD Louis Julio Rivaldo	4				
4	CHAN Adrien					
5	CLAIR Jason	8				
6	MARCELIN Jean Emmanuel	2				
7	THOMAS David	2	9:58			
8	JOSON Michel					
9	ROMAIN Jean	2				
A	RABOUD-AMOORDON Karine					
B	CARRE Martial Georges Ludovic					
C						
D						
Sig. Off.		TTO	4:03			

Referees	NOC	Signature
1 DIAZ M.	ARG	
2 MAC COLL L.	ARG	

Technical Delegates	NOC	Signature
A NAVARRETE C.	MEX	
B SURIA J.	ARG	

1st Period					
A	P	B	A	P	B
	1			23	
7	2	3	13	24	
	3			25	
3	4		11	26	
	5			27	
9	6		13	28	
	7			29	
3	8			30	
	9			31	
7	10			32	
	11			33	
11	12			34	
	13			35	
9	14			36	
	15			37	
8	16			38	
	17			39	
13	18			40	
	19			41	
7	20			42	
	21			43	
13	22			44	

2nd Period					
A	P	B	A	P	B
	1			23	
3	2	5	12	24	
	3		13	25	
3	4	7		26	
	5		11	27	
8	6	5		28	
	7		3	29	
11	8	5		30	
	9			31	
3	10	5		32	
	11			33	
8	12	9		34	
	13			35	
5	14	3		36	
	15			37	
8	16	6		38	
	17			39	
8	18			40	
	19			41	
3	20			42	
	21			43	
3	22			44	

1st Period	28 - 2	2nd Period	29 - 16
Result	1 - 0	Result	1 - 0
"Shoot-out"		Shootout	
		Result	

Team A

N									
DG									
P									

Team B

N									
DG									
P									

Legend:
D Disqualification **DG** Direct Goal **DR** Disqualification with Report **GG** Golden Goal
No. Players Number **Off.** Official **P** Goal Points **SUS** Suspension
TO Team Timeout



Results

Match M18
Portugal 2 vs 0 Mauritius
REFEREES:

 Diaz Mery (ARG)
 Mac Coll Lorena (ARG)

1st Period: 28 - 2
2nd Period: 29 - 16
POR - Portugal
Headcoach: FELIX Paulo

No.	Name	Total				Goals / Shots							Punishments			
		Points	Goals	Shots	%	1-Pt All	1-Pt Spin	Spin	In-flight	Specialist	Direct Goal	P6m	SUS	D	DR	
1	BRITO Nuno															
3	SOUSA Andre	16	8	9	89	0 / 1		6 / 6		2 / 2						
5	ALMEIDA Nuno	2	1	1	100			1 / 1								
7	PAULO Rafael	6	3	4	75			2 / 3	1 / 1							
8	SALVADOR Salvador	10	5	6	83			2 / 2	3 / 4							
9	FERREIRA Diogo	4	2	2	100			1 / 1	1 / 1							
11	NEVES Miguel	8	4	7	57	0 / 2			1 / 1	3 / 4						
12	GONCALVES Joao	2	1	3	33			1 / 1			0 / 2					
13	SILVA Andre	9	5	6	83	1 / 1		2 / 2	1 / 1	0 / 1		1 / 1				
Totals		57	29	38	76	1 / 4		15 / 16	7 / 8	5 / 7	0 / 2	1 / 1				

No.	Goalkeeper	Total			Saves / Shots						
		Saves	Shots	%	1-Pt All	1-Pt Spin	Spin	In-flight	Specialist	Direct Goal	P6m
12	GONCALVES Joao	12	21	57	1 / 1		4 / 7	6 / 9	1 / 3		0 / 1
Totals		12	21	57	1 / 1		4 / 7	6 / 9	1 / 3		0 / 1

MRI - Mauritius
Headcoach: RABOUD-AMOORDON Karine
Team time outs: 1

No.	Name	Total				Goals / Shots							Punishments			
		Points	Goals	Shots	%	1-Pt All	1-Pt Spin	Spin	In-flight	Specialist	Direct Goal	P6m	SUS	D	DR	
1	FREDERICK Joey															
2	DADA Dary															
3	REVAUD Louis Julio Rivaldo	4	2	3	67				1 / 1	1 / 2						
4	CHAN Adrien															
5	CLAIR Jason	8	4	9	44	0 / 1		3 / 5	1 / 3							
6	MARCELIN Jean Emmanuel	2	1	1	100					1 / 1						
7	THOMAS David	2	1	7	14	0 / 1		0 / 1	1 / 5				1			
8	JOSON Michel															
9	ROMAIN Jean	2	1	5	20			0 / 2	0 / 1	0 / 1		1 / 1				
Totals		18	9	25	36	0 / 2		3 / 8	3 / 10	2 / 4		1 / 1	1			

No.	Goalkeeper	Total			Saves / Shots						
		Saves	Shots	%	1-Pt All	1-Pt Spin	Spin	In-flight	Specialist	Direct Goal	P6m
2	DADA Dary	3	31	10	1 / 2		1 / 15	0 / 7	1 / 6		0 / 1
Totals		3	32	9	1 / 2		1 / 16	0 / 7	1 / 6		0 / 1

Team Comparison

	1st Period				2nd Period			
	Portugal		Mauritius		Portugal		Mauritius	
	Goals/Shots	%	Goals/Shots	%	Goals/Shots	%	Goals/Shots	%
In-flight Shots	4 / 4	100	0 / 3	0	3 / 4	75	3 / 7	43
Spin Shots	5 / 6	83	0 / 1	0	10 / 10	100	3 / 7	43
Specialist Shots	4 / 6	67	1 / 2	50	1 / 1	100	1 / 2	50
1-Point Shots					1 / 4	25	0 / 2	0
Direct Goal Shots					0 / 2	0		
6-meter Shots	1 / 1	100					1 / 1	100
1-Point Spin Shots								



Results

Portugal 2 vs 0 Mauritius

REFEREES:

Diaz Mery (ARG)
Mac Coll Lorena (ARG)

1st Period: 28 - 2

2nd Period: 29 - 16

Running Score
POR - MRI
POR - Portugal

No.	Name	Technical skills					
		Assists	Steals	Blocked Shots	Received 6m Fouls	Penalty Fouls	Turnovers
1	BRITO Nuno						
3	SOUSA Andre	3					
5	ALMEIDA Nuno	2	1				1
7	PAULO Rafael	8			2	2	2
8	SALVADOR Salvador	2					
9	FERREIRA Diogo						
11	NEVES Miguel	1					1
12	GONCALVES Joao	3					
13	SILVA Andre		2				
Team							
Totals		19	3		2	2	4

1st Period

PAULO R.	2 : 0	
	2 : 2	REVAUD L.
SOUSA A.	4 : 2	
FERREIRA D.	6 : 2	
SOUSA A.	8 : 2	
PAULO R.	10 : 2	
NEVES M.	12 : 2	
FERREIRA D.	14 : 2	
SALVADOR S.	16 : 2	
SILVA A.	18 : 2	
PAULO R.	20 : 2	
SILVA A.	22 : 2	
SILVA A.	24 : 2	
NEVES M.	26 : 2	
SILVA A.	28 : 2	

MRI - Mauritius

No.	Name	Technical skills					
		Assists	Steals	Blocked Shots	Received 6m Fouls	Penalty Fouls	Turnovers
1	FREDERICK Joey						
2	DADA Dary						1
3	REVAUD Louis Julio Rivaldo						3
4	CHAN Adrien			1			
5	CLAIR Jason						6
6	MARCELIN Jean Emmanuel						
7	THOMAS David	1				2	3
8	JOSON Michel						1
9	ROMAIN Jean	1					2
Team							
Totals		2		1		2	16

2nd Period

	0 : 2	CLAIR J.
SOUSA A.	2 : 2	
SOUSA A.	4 : 2	
SALVADOR S.	6 : 2	
	6 : 4	THOMAS D.
NEVES M.	8 : 4	
SOUSA A.	10 : 4	
SALVADOR S.	12 : 4	
ALMEIDA N.	14 : 4	
SALVADOR S.	16 : 4	
SALVADOR S.	18 : 4	
	18 : 6	CLAIR J.
SOUSA A.	20 : 6	
	20 : 8	CLAIR J.
SOUSA A.	22 : 8	
	22 : 10	CLAIR J.
GONCALVES J.	24 : 10	
	24 : 12	ROMAIN J.
SILVA A.	25 : 12	
	25 : 14	REVAUD L.
NEVES M.	27 : 14	
	27 : 16	MARCELIN J.
SOUSA A.	29 : 16	

Legend:

%	Efficiency	1-Pt	1-Point-Shots	1-Pt Spin	1-Point-Spinshots	D	Disqualifications
DR	Disqualifications with Report	No.	Uniform Number	P6m	6m Penalty Shots	Spin	Spinshots
SUS	Suspension						

MATCH AND REFEREES REPORT BEACH HANDBALL

<input checked="" type="checkbox"/>	Youth Olympics
<input type="checkbox"/>	WCh
<input type="checkbox"/>	Int. Match

<input type="checkbox"/>	Qual.Match
<input type="checkbox"/>	Qual. Tournament
<input checked="" type="checkbox"/>	Final tournament

<input checked="" type="checkbox"/>	Men
<input type="checkbox"/>	Men's J
<input type="checkbox"/>	Men's Y

<input type="checkbox"/>	Women
<input type="checkbox"/>	Women's J
<input type="checkbox"/>	Women's Y

Matchnumber

M19

A / Home Team

B / Away Team

Final Result

Mauritius			Italy			
Place	Court No.	Date	Time	Spectators	TV	Report follows
Buenos Aires	3	08/10/2018	15:20			NO

0 : 2

No.	Team A	P	SUS	SUS	D	DR
1	FREDERICK Joey					
2	DADA Dary					
3	REVAUD Louis Julio Rivaldo	2				
4	CHAN Adrien		12:51			
5	CLAIR Jason	5				
6	MARCELIN Jean Emmanuel					
7	THOMAS David	2				
8	JOSON Michel		3:10			
9	ROMAIN Jean	11				
A	RABOUD-AMOORDON Karine					
B	CARRE Martial Georges Ludovic					
C						
D						
Sig. Off.		TTO	4:58			

1st Period					
A	P	B	A	P	B
	1			23	17
5	2	17		24	
	3			25	17
9	4	17		26	
5	5			27	10
	6	6		28	12
9	7			29	
	8	6		30	
	9	12		31	
	10			32	
	11	10		33	
	12			34	
	13	6		35	
	14			36	
	15	10		37	
	16			38	
	17	6		39	
	18			40	
	19	10		41	
	20			42	
	21	10		43	
	22			44	

2nd Period					
A	P	B	A	P	B
	1			23	
9	2	10		24	2
	3			25	
7	4	12		26	10
	5			27	
9	6	12		28	10
	7			29	
9	8	10		30	12
9	9			31	
	10	12		32	
5	11			33	
	12	10		34	
3	13			35	
	14	12		36	
	15			37	
	16	6		38	
	17			39	
	18	14		40	
	19			41	
	20	12		42	
	21			43	
	22	12		44	

No.	Team B	P	SUS	SUS	D	DR
2	FREUND Alex	2				
6	PRANTNER Max	10				
9	PAVANI Giovanni					
10	MITTERRUTZNER Christian	20				
11	CAMPESTRINI Davide					
12	NOTARANGELO Davide	16				
13	CABRINI Giovanni					
14	CAPUZZO Matteo	2				
17	BRONZO Umberto	8				
A	MALATINO Vincenzo					
B	BARDINI Massimiliano					
C						
D						
Sig. Off.		TTO				

1st Period	7 - 28	2nd Period	13 - 30
Result	0 - 1	Result	0 - 1
"Shoot-out"		Shootout	
		Result	

Referees	NOC	Signature
1	VIDOVIC T.	CRO
2	VISNJIC N.	CRO

Technical Delegates	NOC	Signature
A	WESTHAUSLER D.	GER
B	RODRIGUEZ G.	ARG

Team A																			
N																			
DG																			
P																			
Team B																			
N																			
DG																			
P																			

Legend:	D Disqualification	DG Direct Goal	DR Disqualification with Report	GG Golden Goal
No. Players Number	Off. Official	P Goal Points	SUS Suspension	
TO Team Timeout				



Results

Match M19
Mauritius 0 vs 2 Italy
REFEREES:

 Vidovic Tea (CRO)
 Visnjic Natasa (CRO)

1st Period: 7 - 28
2nd Period: 13 - 30
MRI - Mauritius

Headcoach: RABOUD-AMOORDON Karine

Team time outs: 1

No.	Name	Total				Goals / Shots							Punishments			
		Points	Goals	Shots	%	1-Pt All	1-Pt Spin	Spin	In-flight	Specialist	Direct Goal	P6m	SUS	D	DR	
1	FREDERICK Joey															
2	DADA Dary															
3	REVAUD Louis Julio Rivaldo	2	1	2	50					1 / 2						
4	CHAN Adrien		0	1	0			0 / 1					1			
5	CLAIR Jason	5	3	4	75	1 / 1		2 / 2	0 / 1							
6	MARCELIN Jean Emmanuel															
7	THOMAS David	2	1	4	25				1 / 3	0 / 1						
8	JOSON Michel												1			
9	ROMAIN Jean	11	6	10	60	1 / 1		2 / 2		2 / 5		1 / 2				
Totals		20	11	21	52	2 / 2		4 / 5	1 / 4	3 / 8		1 / 2	2			

No.	Goalkeeper	Total			Saves / Shots						
		Saves	Shots	%	1-Pt All	1-Pt Spin	Spin	In-flight	Specialist	Direct Goal	P6m
1	FREDERICK Joey	3	19	16	0 / 1	0 / 1	2 / 10	0 / 2	1 / 4	0 / 1	0 / 1
2	DADA Dary	1	9	11			1 / 8		0 / 1		
Totals		4	34	12	0 / 2	0 / 2	3 / 22	0 / 2	1 / 6	0 / 1	0 / 1

ITA - Italy

Headcoach: MALATINO Vincenzo

No.	Name	Total				Goals / Shots							Punishments			
		Points	Goals	Shots	%	1-Pt All	1-Pt Spin	Spin	In-flight	Specialist	Direct Goal	P6m	SUS	D	DR	
2	FREUND Alex	2	1	2	50					1 / 2						
6	PRANTNER Max	10	5	6	83			4 / 5		1 / 1						
9	PAVANI Giovanni															
10	MITTERRUTZNER Christian	20	10	10	100			7 / 7	2 / 2			1 / 1				
11	CAMPESTRINI Davide															
12	NOTARANGELO Davide	16	9	15	60	2 / 2	2 / 2	7 / 13								
13	CABRINI Giovanni															
14	CAPUZZO Matteo	2	1	1	100						1 / 1					
17	BRONZO Umberto	8	4	5	80			1 / 1		3 / 4						
Totals		58	30	39	77	2 / 2	2 / 2	19 / 26	2 / 2	5 / 7	1 / 1	1 / 1				

No.	Goalkeeper	Total			Saves / Shots						
		Saves	Shots	%	1-Pt All	1-Pt Spin	Spin	In-flight	Specialist	Direct Goal	P6m
14	CAPUZZO Matteo	5	16	31	0 / 2		0 / 4	2 / 3	2 / 5		1 / 2
Totals		5	16	31	0 / 2		0 / 4	2 / 3	2 / 5		1 / 2

Team Comparison

	1st Period				2nd Period			
	Mauritius		Italy		Mauritius		Italy	
	Goals/Shots	%	Goals/Shots	%	Goals/Shots	%	Goals/Shots	%
In-flight Shots	0 / 3	0			1 / 1	100	2 / 2	100
Spin Shots	1 / 1	100	9 / 11	82	3 / 4	75	10 / 15	67
Specialist Shots	2 / 6	33	4 / 5	80	1 / 2	50	1 / 2	50
1-Point Shots	1 / 1	100	2 / 2	100	1 / 1	100		
Direct Goal Shots							1 / 1	100
6-meter Shots					1 / 2	50	1 / 1	100
1-Point Spin Shots			2 / 2	100				



Results

Mauritius 0 vs 2 Italy

REFEREES:
Vidovic Tea (CRO)
Visnjic Natasa (CRO)

1st Period: 7 - 28
2nd Period: 13 - 30

Running Score

MRI - ITA

1st Period

CLAIR J. **2 : 0**
2 : 2 BRONZO U.
2 : 4 BRONZO U.
2 : 6 PRANTNER M.
2 : 8 PRANTNER M.
ROMAIN J. **4 : 8**
4 : 9 NOTARANGELO D.
4 : 11 MITTERRUTZNER C.
4 : 13 PRANTNER M.
4 : 15 MITTERRUTZNER C.
4 : 17 PRANTNER M.
4 : 19 MITTERRUTZNER C.
CLAIR J. **5 : 19**
5 : 21 MITTERRUTZNER C.
ROMAIN J. **7 : 21**
7 : 23 BRONZO U.
7 : 25 BRONZO U.
7 : 27 MITTERRUTZNER C.
7 : 28 NOTARANGELO D.

2nd Period

ROMAIN J. **2 : 0**
2 : 2 MITTERRUTZNER C.
THOMAS D. **4 : 2**
4 : 4 NOTARANGELO D.
4 : 6 NOTARANGELO D.
ROMAIN J. **6 : 6**
6 : 8 MITTERRUTZNER C.
ROMAIN J. **8 : 8**
8 : 10 NOTARANGELO D.
8 : 12 MITTERRUTZNER C.
8 : 14 NOTARANGELO D.
8 : 16 PRANTNER M.
8 : 18 CAPUZZO M.
ROMAIN J. **9 : 18**
9 : 20 NOTARANGELO D.
9 : 22 NOTARANGELO D.
CLAIR J. **11 : 22**
11 : 24 FREUND A.
REVAUD L. **13 : 24**
13 : 26 MITTERRUTZNER C.
13 : 28 MITTERRUTZNER C.
13 : 30 NOTARANGELO D.

MRI - Mauritius

No.	Name	Technical skills					
		Assists	Steals	Blocked Shots	Received 6m Fouls	Penalty Fouls	Turnovers
1	FREDERICK Joey						1
2	DADA Dary						
3	REVAUD Louis Julio Rivaldo	2					6
4	CHAN Adrien				1		
5	CLAIR Jason	1					6
6	MARCELIN Jean Emmanuel						
7	THOMAS David	1			1		1
8	JOSON Michel			1			
9	ROMAIN Jean			1			4
Team							
Totals		4		2	2		18

ITA - Italy

No.	Name	Technical skills					
		Assists	Steals	Blocked Shots	Received 6m Fouls	Penalty Fouls	Turnovers
2	FREUND Alex	2					
6	PRANTNER Max	3					
9	PAVANI Giovanni						
10	MITTERRUTZNER Christian	4					
11	CAMPESTRINI Davide		1				
12	NOTARANGELO Davide	9	1			1	
13	CABRINI Giovanni					1	
14	CAPUZZO Matteo	2					
17	BRONZO Umberto						
Team							
Totals		20	2			2	

Legend:
% Efficiency
DR Disqualifications with Report
SUS Suspension
1-Pt No. 1-Point-Shots Uniform Number
1-Pt Spin P6m 1-Point-Spinshots 6m Penalty Shots
D Spin Disqualifications Spinshots

MATCH AND REFEREES REPORT

BEACH HANDBALL

<input checked="" type="checkbox"/>	Youth Olympics
<input type="checkbox"/>	WCh
<input type="checkbox"/>	Int. Match

<input type="checkbox"/>	Qual.Match
<input type="checkbox"/>	Qual. Tournament
<input checked="" type="checkbox"/>	Final tournament

<input checked="" type="checkbox"/>	Men
<input type="checkbox"/>	Men's J
<input type="checkbox"/>	Men's Y

<input type="checkbox"/>	Women
<input type="checkbox"/>	Women's J
<input type="checkbox"/>	Women's Y

Matchnumber

M20

A / Home Team

B / Away Team

Final Result

Croatia			Portugal			
Place	Court No.	Date	Time	Spectators	TV	Report follows
Buenos Aires	2	08/10/2018	15:20			NO

2 : 1

No.	Team A	P	SUS	SUS	D	DR
1	KOLIC Borna					
3	PALAC Ivan	4	3:58	14:30	14:30	
4	BRZICA Tin					
5	BUDIC Mateo	2	18:34			
6	SUDAREVIC Bruno	10				
7	HANCIC Ivan Antonio	11				
9	MARUNCIC Marko		9:26			
11	OBRATOV Kresimir	10				
12	PRANJIC Marko					
A	PARADZIK Mladen					
B	MOCILAC Mario					
C						
D						
Sig. Off.	TTO		6:33		6:25	

No.	Team B	P	SUS	SUS	D	DR
1	BRITO Nuno					
3	SOUSA Andre	6				
5	ALMEIDA Nuno					
7	PAULO Rafael	6	11:54			
8	SALVADOR Salvador	4				
9	FERREIRA Diogo	12				
11	NEVES Miguel	6				
12	GONCALVES Joao					
13	SILVA Andre		9:53			
A	FELIX Paulo					
B	SARDO PEREIRA Pedro					
C	BERNARDES Mario					
D						
Sig. Off.	TTO		7:20		9:30	

Referees	NOC	Signature
1	ASSIS F.	BRA
2	DOS SANTOS S.	BRA

Technical Delegates	NOC	Signature
A	BESLIJA E.	MNE
B	CABRILLANA M.	ARG

1st Period					
A	P	B	A	P	B
	1			23	
3	2	7		24	
	3			25	
6	4	9		26	
	5			27	
11	6	9		28	
	7			29	
7	8	3		30	
	9			31	
3	10	7		32	
	11			33	
6	12			34	
	13			35	
11	14			36	
	15			37	
	16			38	
	17			39	
	18			40	
	19			41	
	20			42	
	21			43	
	22			44	

2nd Period					
A	P	B	A	P	B
	1			23	
6	2	11		24	
	3			25	
7	4	9		26	
	5			27	
7	6	3		28	
	7			29	
6	8	7		30	
7	9			31	
	10	9		32	
11	11			33	
	12	9		34	
6	13			35	
	14	3		36	
7	15			37	
	16	9		38	
11	17			39	
	18	8		40	
	19			41	
	20	11		42	
	21			43	
	22			44	

1st Period	14 - 10	2nd Period	17 - 20
Result	1 - 0	Result	0 - 1
"Shoot-out"		Shootout	6 - 4
		Result	1 - 0

Team A										
N	6	5	7	11	4					
DG					5					6
P	/	2	2	2	/					
Team B										
N	7	3	11	8	5					
DG										4
P	/	/	2	2	/					

Legend:	D Disqualification	DG Direct Goal	DR Disqualification with Report	GG Golden Goal
No. Players Number	Off. Official	P Goal Points	SUS Suspension	
TO Team Timeout				



Results

Match M20
Croatia 2 vs 1 Portugal
REFEREES:

 Assis Flavio (BRA)
 dos Santos Sidiney (BRA)

1st Period: 14 - 10
2nd Period: 17 - 20
Shootout: 6 - 4
CRO - Croatia

Headcoach: PARADZIK Mladen

Team time outs: 2

No.	Name	Total				Goals / Shots							Punishments		
		Points	Goals	Shots	%	1-Pt All	1-Pt Spin	Spin	In-flight	Specialist	Direct Goal	P6m	SUS	D	DR
1	KOLIC Borna														
3	PALAC Ivan	4	2	5	40			1 / 4	1 / 1					2	1
4	BRZICA Tin		0	1	0					0 / 1					
5	BUDIC Mateo	2	1	3	33			1 / 2			0 / 1			1	
6	SUDAREVIC Bruno	10	5	7	71			2 / 3	3 / 4						
7	HANCIC Ivan Antonio	11	6	14	43	1 / 1		5 / 13							
9	MARUNCIC Marko													1	
11	OBRATOV Kresimir	10	5	5	100			1 / 1		4 / 4					
12	PRANJIC Marko														
Totals		37	19	35	54	1 / 1		10 / 23	4 / 5	4 / 5	0 / 1			4	1

No.	Goalkeeper	Total			Saves / Shots						
		Saves	Shots	%	1-Pt All	1-Pt Spin	Spin	In-flight	Specialist	Direct Goal	P6m
1	KOLIC Borna	12	28	43			8 / 19	0 / 1	2 / 5	1 / 1	1 / 2
12	PRANJIC Marko	0	1	0			0 / 1				
Totals		12	29	41			8 / 20	0 / 1	2 / 5	1 / 1	1 / 2

POR - Portugal

Headcoach: FELIX Paulo

Team time outs: 2

No.	Name	Total				Goals / Shots							Punishments		
		Points	Goals	Shots	%	1-Pt All	1-Pt Spin	Spin	In-flight	Specialist	Direct Goal	P6m	SUS	D	DR
1	BRITO Nuno		0	1	0						0 / 1				
3	SOUSA Andre	6	3	5	60			2 / 4				1 / 1			
5	ALMEIDA Nuno		0	1	0			0 / 1							
7	PAULO Rafael	6	3	7	43			2 / 4		1 / 3				1	
8	SALVADOR Salvador	4	2	2	100			2 / 2							
9	FERREIRA Diogo	12	6	10	60			5 / 9	1 / 1						
11	NEVES Miguel	6	3	8	38			1 / 1		2 / 6		0 / 1			
12	GONCALVES Joao														
13	SILVA Andre													1	
Totals		34	17	34	50			12 / 21	1 / 1	3 / 9	0 / 1	1 / 2		2	

No.	Goalkeeper	Total			Saves / Shots						
		Saves	Shots	%	1-Pt All	1-Pt Spin	Spin	In-flight	Specialist	Direct Goal	P6m
1	BRITO Nuno	9	26	35	0 / 1		9 / 17	0 / 4	0 / 4		
9	FERREIRA Diogo	0	1	0			0 / 1				
12	GONCALVES Joao	1	2	50			0 / 1			1 / 1	
Totals		10	29	34	0 / 1		9 / 19	0 / 4	0 / 4	1 / 1	

Team Comparison

	1st Period				2nd Period			
	Croatia		Portugal		Croatia		Portugal	
	Goals/Shots	%	Goals/Shots	%	Goals/Shots	%	Goals/Shots	%
In-flight Shots	3 / 4	75			1 / 1	100	1 / 1	100
Spin Shots	2 / 7	29	4 / 7	57	5 / 12	42	6 / 9	67
Specialist Shots	2 / 3	67	1 / 5	20	2 / 2	100	2 / 4	50
1-Point Shots					1 / 1	100		
Direct Goal Shots			0 / 1	0				
6-meter Shots			0 / 1	0			1 / 1	100
1-Point Spin Shots								



Results

Croatia 2 vs 1 Portugal

REFEREES:

Assis Flavio (BRA)
dos Santos Sidiney (BRA)

1st Period: 14 - 10

2nd Period: 17 - 20

Shootout: 6 - 4

CRO - Croatia

No.	Name	Technical skills					
		Assists	Steals	Blocked Shots	Received 6m Fouls	Penalty Fouls	Turnovers
1	KOLIC Borna						
3	PALAC Ivan	5				1	
4	BRZICA Tin	1					
5	BUDIC Mateo	4					1
6	SUDAREVIC Bruno						1
7	HANCIC Ivan Antonio	1	1				1
9	MARUNCIC Marko						
11	OBRATOV Kresimir						1
12	PRANJIC Marko						
Team							
Totals		11	1			1	4

POR - Portugal

No.	Name	Technical skills					
		Assists	Steals	Blocked Shots	Received 6m Fouls	Penalty Fouls	Turnovers
1	BRITO Nuno						
3	SOUSA Andre	9					3
5	ALMEIDA Nuno		1				
7	PAULO Rafael						1
8	SALVADOR Salvador			2			
9	FERREIRA Diogo						
11	NEVES Miguel	1					1
12	GONCALVES Joao						
13	SILVA Andre	2			1		
Team							
Totals		12	1	2	1		5

Running Score
CRO - POR
1st Period

	0 : 2	PAULO R.
PALAC I.	2 : 2	
	2 : 4	FERREIRA D.
SUDAREVIC B.	4 : 4	
	4 : 6	FERREIRA D.
	4 : 8	SOUSA A.
OBRATOV K.	6 : 8	
HANCIC I.	8 : 8	
PALAC I.	10 : 8	
SUDAREVIC B.	12 : 8	
OBRATOV K.	14 : 8	
	14 : 10	PAULO R.

2nd Period

SUDAREVIC B.	2 : 0	
HANCIC I.	4 : 0	
	4 : 2	NEVES M.
	4 : 4	FERREIRA D.
	4 : 6	SOUSA A.
HANCIC I.	6 : 6	
	6 : 8	PAULO R.
SUDAREVIC B.	8 : 8	
	8 : 10	FERREIRA D.
	8 : 12	FERREIRA D.
HANCIC I.	9 : 12	
OBRATOV K.	11 : 12	
	11 : 14	SOUSA A.
SUDAREVIC B.	13 : 14	
	13 : 16	FERREIRA D.
	13 : 18	SALVADOR S.
HANCIC I.	15 : 18	
	15 : 20	NEVES M.
OBRATOV K.	17 : 20	

Shootout

BUDIC M.	2 : 0	
	2 : 2	NEVES M.
HANCIC I.	4 : 2	
	4 : 4	SALVADOR S.
OBRATOV K.	6 : 4	

Legend:

% Efficiency
DR Disqualifications with Report
SUS Suspension

1-Pt No. 1-Point-Shots Uniform Number

1-Pt Spin P6m 1-Point-Spinshots 6m Penalty Shots

D Spin Disqualifications Spinshots

MATCH AND REFEREES REPORT

BEACH HANDBALL

<input checked="" type="checkbox"/>	Youth Olympics
<input type="checkbox"/>	WCh
<input type="checkbox"/>	Int. Match

<input type="checkbox"/>	Qual.Match
<input type="checkbox"/>	Qual. Tournament
<input checked="" type="checkbox"/>	Final tournament

<input checked="" type="checkbox"/>	Men
<input type="checkbox"/>	Men's J
<input type="checkbox"/>	Men's Y

<input type="checkbox"/>	Women
<input type="checkbox"/>	Women's J
<input type="checkbox"/>	Women's Y

Matchnumber

M21

A / Home Team

B / Away Team

Final Result

Paraguay			Argentina			
Place	Court No.	Date	Time	Spectators	TV	Report follows
Buenos Aires	Central	08/10/2018	15:20			NO

0 : 2

No.	Team A	P	SUS	SUS	D	DR
2	ALDERETE Alex	6				
5	BARRIOS VILLALBA Ariel Armando		1:02			
8	VALLEJOS Isaias					
11	OZORIO Nelson	2				
12	BALMACEDA Jorge					
13	CACERES NETTO Marcelo Nicolas	4				
16	LLANES Carlos	11				
19	FERNANDEZ Alan					
21	FIGUEROA Gabriel	2	1:53	17:21	17:21	
A	VELOSO Jose					
B						
C						
D						
Sig. Off.	TTO		7:15		6:38	

No.	Team B	P	SUS	SUS	D	DR
1	BAPTISTA Nahuel	12				
2	BASUALDO Jose					
3	DAUDINOT Francisco	8				
4	DIEGUEZ Nicolas	8	19:03			
6	GOUX Elian Jesus	2				
7	MILLET Nicolas					
8	NOVILLO Alejo					
9	PAEZ ALARCON Tomas	2				
12	SANTOS Julian	6				
A	ZEBALLOS Daniel					
B	GRAMCKO Marcelo					
C	BOIMAN Gaston					
D						
Sig. Off.	TTO		9:42			

Referees	NOC	Signature
1	GOMER M.	SWE
2	GOMER J.	SWE

Technical Delegates	NOC	Signature
A	SABOVIK I.	SVK
B	PERKINS G.	USA

1st Period					
A	P	B	A	P	B
	1			23	
2	2	4		24	
	3			25	
16	4	12		26	
16	5	4		27	
	6			28	
16	7	3		29	
	8			30	
16	9	4		31	
	10			32	
21	11	4		33	
	12			34	
2	13	12		35	
	14	1		36	
	15			37	
	16	1		38	
	17	1		39	
	18			40	
	19			41	
	20			42	
	21			43	
	22			44	

2nd Period					
A	P	B	A	P	B
	1			23	
2	2	1		24	
	3			25	
16	4	3		26	
	5			27	
11	6	1		28	
	7			29	
13	8	1		30	
	9			31	
13	10	3		32	
	11			33	
16	12	1		34	
	13	4		35	
	14			36	
	15	12		37	
	16			38	
	17	9		39	
	18			40	
	19	6		41	
	20			42	
	21	3		43	
	22			44	

1st Period	13 - 17	2nd Period	12 - 21
Result	0 - 1	Result	0 - 1
"Shoot-out"		Shootout	
		Result	

Team A

N									
DG									
P									

Team B

N									
DG									
P									

Legend:
D Disqualification **DG** Direct Goal **DR** Disqualification with Report **GG** Golden Goal
No. Players Number **Off.** Official **P** Goal Points **SUS** Suspension
TO Team Timeout



Results

Match M21
Paraguay 0 vs 2 Argentina
REFEREES:

 Gomer Martin (SWE)
 Gomer Johan (SWE)

1st Period: 13 - 17
2nd Period: 12 - 21
PAR - Paraguay

Headcoach: VELOSO Jose

Team time outs: 2

No.	Name	Total				Goals / Shots							Punishments		
		Points	Goals	Shots	%	1-Pt All	1-Pt Spin	Spin	In-flight	Specialist	Direct Goal	P6m	SUS	D	DR
2	ALDERETE Alex	6	3	4	75					3 / 4					
5	BARRIOS VILLALBA Ariel Armando												1		
8	VALLEJOS Isaias														
11	OZORIO Nelson	2	1	2	50					1 / 2					
12	BALMACEDA Jorge		0	1	0						0 / 1				
13	CACERES NETTO Marcelo Nicolas	4	2	4	50			2 / 2	0 / 2						
16	LLANES Carlos	11	6	10	60	1 / 1	1 / 1	2 / 4	1 / 3			2 / 2			
19	FERNANDEZ Alan														
21	FIGUEROA Gabriel	2	1	1	100			1 / 1					2	1	
Totals		25	13	22	59	1 / 1	1 / 1	5 / 7	1 / 5	4 / 6	0 / 1	2 / 2	3	1	

No.	Goalkeeper	Total			Saves / Shots						
		Saves	Shots	%	1-Pt All	1-Pt Spin	Spin	In-flight	Specialist	Direct Goal	P6m
12	BALMACEDA Jorge	2	23	9	0 / 4	0 / 3	1 / 6	1 / 6	0 / 4		0 / 3
Totals		2	23	9	0 / 4	0 / 3	1 / 6	1 / 6	0 / 4		0 / 3

ARG - Argentina

Headcoach: ZEBALLOS Daniel

Team time outs: 1

No.	Name	Total				Goals / Shots							Punishments		
		Points	Goals	Shots	%	1-Pt All	1-Pt Spin	Spin	In-flight	Specialist	Direct Goal	P6m	SUS	D	DR
1	BAPTISTA Nahuel	12	7	8	88	2 / 2	1 / 1	3 / 4	2 / 2						
2	BASUALDO Jose														
3	DAUDINOT Francisco	8	4	5	80					4 / 5					
4	DIEGUEZ Nicolas	8	5	7	71	2 / 2	2 / 2	2 / 3	1 / 2				1		
6	GOUX Eirian Jesus	2	1	3	33			0 / 1	1 / 2						
7	MILLET Nicolas														
8	NOVILLO Alejo		0	1	0						0 / 1				
9	PAEZ ALARCON Tomas	2	1	1	100							1 / 1			
12	SANTOS Julian	6	3	5	60				1 / 3			2 / 2			
Totals		38	21	30	70	4 / 4	3 / 3	5 / 8	5 / 9	4 / 5	0 / 1	3 / 3	1		

No.	Goalkeeper	Total			Saves / Shots						
		Saves	Shots	%	1-Pt All	1-Pt Spin	Spin	In-flight	Specialist	Direct Goal	P6m
8	NOVILLO Alejo	6	19	32	0 / 1	0 / 1	2 / 7	2 / 3	2 / 6		0 / 2
Totals		6	19	32	0 / 1	0 / 1	2 / 7	2 / 3	2 / 6		0 / 2

Team Comparison

	1st Period				2nd Period			
	Paraguay		Argentina		Paraguay		Argentina	
	Goals/Shots	%	Goals/Shots	%	Goals/Shots	%	Goals/Shots	%
In-flight Shots	0 / 2	0	1 / 2	50	1 / 3	33	4 / 7	57
Spin Shots	3 / 4	75	3 / 4	75	2 / 3	67	2 / 4	50
Specialist Shots	2 / 3	67	1 / 2	50	2 / 3	67	3 / 3	100
1-Point Shots	1 / 1	100	3 / 3	100			1 / 1	100
Direct Goal Shots			0 / 1	0	0 / 1	0		
6-meter Shots	1 / 1	100	2 / 2	100	1 / 1	100	1 / 1	100
1-Point Spin Shots	1 / 1	100	2 / 2	100			1 / 1	100



Results

Paraguay 0 vs 2 Argentina

REFEREES:

Gomer Martin (SWE)
Gomer Johan (SWE)

1st Period: 13 - 17

2nd Period: 12 - 21

PAR - Paraguay

No.	Name	Technical skills					
		Assists	Steals	Blocked Shots	Received 6m Fouls	Penalty Fouls	Turnovers
2	ALDERETE Alex						1
5	BARRIOS VILLALBA Ariel Armando						
8	VALLEJOS Isaias	1					2
11	OZORIO Nelson						1
12	BALMACEDA Jorge						
13	CACERES NETTO Marcelo Nicolas	1					2
16	LLANES Carlos	1			2		2
19	FERNANDEZ Alan						
21	FIGUEROA Gabriel					3	
	Team						1
	Totals	3			2	3	9

Running Score
PAR - ARG
1st Period

0 : 2	DIEGUEZ N.
0 : 4	SANTOS J.
2 : 4	ALDERETE A.
2 : 5	DIEGUEZ N.
2 : 7	DAUDINOT F.
4 : 7	LLANES C.
5 : 7	LLANES C.
5 : 9	DIEGUEZ N.
7 : 9	LLANES C.
7 : 11	DIEGUEZ N.
9 : 11	LLANES C.
11 : 11	FIGUEROA G.
11 : 13	SANTOS J.
11 : 14	BAPTISTA N.
11 : 16	BAPTISTA N.
13 : 16	ALDERETE A.
13 : 17	BAPTISTA N.

ARG - Argentina

No.	Name	Technical skills					
		Assists	Steals	Blocked Shots	Received 6m Fouls	Penalty Fouls	Turnovers
1	BAPTISTA Nahuel	1					
2	BASUALDO Jose					1	
3	DAUDINOT Francisco	2			1		
4	DIEGUEZ Nicolas	1			1	1	1
6	GOUX Elian Jesus	1					
7	MILLET Nicolas						
8	NOVILLO Alejo						
9	PAEZ ALARCON Tomas	3					
12	SANTOS Julian	6			1		1
	Team						
	Totals	14			3	2	2

2nd Period

2 : 0	ALDERETE A.
2 : 2	BAPTISTA N.
2 : 4	DAUDINOT F.
2 : 6	BAPTISTA N.
4 : 6	LLANES C.
4 : 8	BAPTISTA N.
4 : 10	DAUDINOT F.
6 : 10	OZORIO N.
6 : 12	BAPTISTA N.
8 : 12	CACERES NETTO M.
8 : 13	DIEGUEZ N.
8 : 15	SANTOS J.
8 : 17	PAEZ ALARCON T.
8 : 19	GOUX E.
10 : 19	CACERES NETTO M.
12 : 19	LLANES C.
12 : 21	DAUDINOT F.

Legend:

%	Efficiency	1-Pt	1-Point-Shots	1-Pt Spin	1-Point-Spinshots	D	Disqualifications
DR	Disqualifications with Report	No.	Uniform Number	P6m	6m Penalty Shots	Spin	Spinshots
SUS	Suspension						

MATCH AND REFEREES REPORT

BEACH HANDBALL

<input checked="" type="checkbox"/>	Youth Olympics
<input type="checkbox"/>	WCh
<input type="checkbox"/>	Int. Match

<input type="checkbox"/>	Qual.Match
<input type="checkbox"/>	Qual. Tournament
<input checked="" type="checkbox"/>	Final tournament

<input checked="" type="checkbox"/>	Men
<input type="checkbox"/>	Men's J
<input type="checkbox"/>	Men's Y

<input type="checkbox"/>	Women
<input type="checkbox"/>	Women's J
<input type="checkbox"/>	Women's Y

Matchnumber

M22

A / Home Team

B / Away Team

Final Result

Argentina			Portugal			
Place	Court No.	Date	Time	Spectators	TV	Report follows
Buenos Aires	Central	09/10/2018	11:40			NO

2 : 1

No.	Team A	P	SUS	SUS	D	DR
1	BAPTISTA Nahuel	9				
2	BASUALDO Jose					
3	DAUDINOT Francisco	10				
4	DIEGUEZ Nicolas	7	15:29			
6	GOUX Elian Jesus		3:07			
7	MILLET Nicolas					
8	NOVILLO Alejo					
9	PAEZ ALARCON Tomas	2				
12	SANTOS Julian	12				
A	ZEBALLOS Daniel					
B	GRAMCKO Marcelo					
C	BOIMAN Gaston					
D						
Sig. Off.	TTO	9:35	4:54			

No.	Team B	P	SUS	SUS	D	DR
1	BRITO Nuno					
3	SOUSA Andre	16				
5	ALMEIDA Nuno		17:08			
7	PAULO Rafael	7				
8	SALVADOR Salvador	5	5:15			
9	FERREIRA Diogo	5				
11	NEVES Miguel	6				
12	GONCALVES Joao					
13	SILVA Andre		8:23	19:11	19:11	
A	FELIX Paulo					
B	SARDO PEREIRA Pedro					
C	BERNARDES Mario					
D						
Sig. Off.	TTO	9:57	9:32			

Referees	NOC	Signature
1	JAWORSKA E.	POL
2	GAWEL A.	POL

Technical Delegates	NOC	Signature
A	NAVARRETE C.	MEX
B	WESTHAUSLER D.	GER

1st Period					
A	P	B	A	P	B
	1			23	
3	2	3		24	
	3			25	
1	4	8		26	
	5			27	
3	6	3		28	
	7			29	
3	8	3		30	
	9			31	
4	10	3		32	
1	11			33	
	12	3		34	
12	13			35	
4	14	11		36	
	15			37	
12	16	11		38	
	17			39	
12	18	3		40	
	19			41	
1	20	11		42	
	21			43	
12	22			44	

2nd Period					
A	P	B	A	P	B
	1			23	
4	2	7		24	
	3			25	
3	4	3		26	
	5			27	
12	6	7		28	
	7	7		29	
1	8			30	
	9	7		31	
	10			32	
	11	8		33	
	12			34	
	13	9		35	
	14	9		36	
	15			37	
	16			38	
	17			39	
	18			40	
	19			41	
	20			42	
	21			43	
	22			44	

1st Period	22 - 20	2nd Period	8 - 14
Result	1 - 0	Result	0 - 1
"Shoot-out"		Shootout	10 - 5
		Result	1 - 0

Team A										
N	1	3	4	12	9					
DG										10
P	2	2	2	2	2					
Team B										
N	9	11	8	7	3					
DG										5
P	2	/	1	/	2					

Legend:	D Disqualification	DG Direct Goal	DR Disqualification with Report	GG Golden Goal
No. Players Number	Off. Official	P Goal Points	SUS Suspension	
TO Team Timeout				



Results

Match M22
Argentina 2 vs 1 Portugal
REFEREES:

Jaworska Edyta (POL)

Gawel Anna (POL)

1st Period: 22 - 20
2nd Period: 8 - 14
Shootout: 10 - 5
ARG - Argentina

Headcoach: ZEBALLOS Daniel

Team time outs: 2

No.	Name	Total				Goals / Shots							Punishments		
		Points	Goals	Shots	%	1-Pt All	1-Pt Spin	Spin	In-flight	Specialist	Direct Goal	P6m	SUS	D	DR
1	BAPTISTA Nahuel	9	5	10	50	1 / 1		3 / 7	1 / 2						
2	BASUALDO Jose														
3	DAUDINOT Francisco	10	5	5	100				1 / 1	4 / 4					
4	DIEGUEZ Nicolas	7	4	5	80	1 / 1		3 / 3	0 / 1				1		
6	GOUX Elian Jesus												1		
7	MILLET Nicolas														
8	NOVILLO Alejo		0	1	0						0 / 1				
9	PAEZ ALARCON Tomas	2	1	4	25			1 / 3	0 / 1						
12	SANTOS Julian	12	6	8	75			1 / 1	1 / 3			4 / 4			
Totals		40	21	33	64	2 / 2		8 / 14	3 / 8	4 / 4	0 / 1	4 / 4	2		

No.	Goalkeeper	Total			Saves / Shots							
		Saves	Shots	%	1-Pt All	1-Pt Spin	Spin	In-flight	Specialist	Direct Goal	P6m	
6	GOUX Elian Jesus	0	1	0	0 / 1	0 / 1						
8	NOVILLO Alejo	7	26	27	0 / 2		5 / 10	0 / 3	1 / 10		1 / 1	
9	PAEZ ALARCON Tomas	1	2	50			1 / 2					
Totals		8	29	28	0 / 3	0 / 1	6 / 12	0 / 3	1 / 10		1 / 1	

POR - Portugal

Headcoach: FELIX Paulo

Team time outs: 2

No.	Name	Total				Goals / Shots							Punishments		
		Points	Goals	Shots	%	1-Pt All	1-Pt Spin	Spin	In-flight	Specialist	Direct Goal	P6m	SUS	D	DR
1	BRITO Nuno														
3	SOUSA Andre	16	8	12	67			2 / 2		6 / 9		0 / 1			
5	ALMEIDA Nuno												1		
7	PAULO Rafael	7	4	8	50	1 / 1		1 / 5	2 / 2						
8	SALVADOR Salvador	5	3	3	100	1 / 1	1 / 1	1 / 1	1 / 1				1		
9	FERREIRA Diogo	5	3	5	60	1 / 1		2 / 4							
11	NEVES Miguel	6	3	5	60			0 / 1		3 / 4					
12	GONCALVES Joao														
13	SILVA Andre												2	1	
Totals		39	21	33	64	3 / 3	1 / 1	6 / 13	3 / 3	9 / 13		0 / 1	4	1	

No.	Goalkeeper	Total			Saves / Shots							
		Saves	Shots	%	1-Pt All	1-Pt Spin	Spin	In-flight	Specialist	Direct Goal	P6m	
1	BRITO Nuno	0	8	0	0 / 1		0 / 4		0 / 3			
9	FERREIRA Diogo	0	1	0				0 / 1				
11	NEVES Miguel	0	1	0			0 / 1					
12	GONCALVES Joao	6	17	35	0 / 1		2 / 5	4 / 6	0 / 1		0 / 4	
Totals		6	27	22	0 / 2		2 / 10	4 / 7	0 / 4		0 / 4	

Team Comparison

	1st Period				2nd Period			
	Argentina		Portugal		Argentina		Portugal	
	Goals/Shots	%	Goals/Shots	%	Goals/Shots	%	Goals/Shots	%
In-flight Shots	1 / 2	50			1 / 5	20	3 / 3	100
Spin Shots	3 / 5	60	2 / 5	40	1 / 5	20	2 / 4	50
Specialist Shots	3 / 3	100	8 / 10	80	1 / 1	100	1 / 3	33
1-Point Shots	2 / 2	100					2 / 2	100
Direct Goal Shots	0 / 1	0						
6-meter Shots	3 / 3	100			1 / 1	100	0 / 1	0
1-Point Spin Shots								



Results

Argentina 2 vs 1 Portugal

REFEREES:

Jaworska Edyta (POL)
Gawel Anna (POL)

1st Period: 22 - 20
2nd Period: 8 - 14
Shootout: 10 - 5

Running Score

ARG - POR

ARG - Argentina

No.	Name	Technical skills					
		Assists	Steals	Blocked Shots	Received 6m Fouls	Penalty Fouls	Turnovers
1	BAPTISTA Nahuel	3			3		
2	BASUALDO Jose						
3	DAUDINOT Francisco	4					2
4	DIEGUEZ Nicolas	2				1	1
6	GOUX Elian Jesus						
7	MILLET Nicolas						
8	NOVILLO Alejo						
9	PAEZ ALARCON Tomas						
12	SANTOS Julian	2			1		
Team							
Totals		11			4	1	3

POR - Portugal

No.	Name	Technical skills					
		Assists	Steals	Blocked Shots	Received 6m Fouls	Penalty Fouls	Turnovers
1	BRITO Nuno						
3	SOUSA Andre	1					
5	ALMEIDA Nuno					2	
7	PAULO Rafael	3					2
8	SALVADOR Salvador	2				1	
9	FERREIRA Diogo				1		
11	NEVES Miguel	1					
12	GONCALVES Joao						
13	SILVA Andre			1		1	
Team							
Totals		7		1	1	4	2

1st Period

DAUDINOT F. 2 : 0 SOUSA A.
2 : 2
 BAPTISTA N. 4 : 2 SALVADOR S.
4 : 4
 DAUDINOT F. 6 : 4 SOUSA A.
6 : 6 SOUSA A.
 DAUDINOT F. 8 : 8 SOUSA A.
8 : 10
 DIEGUEZ N. 10 : 10
 BAPTISTA N. 11 : 10 SOUSA A.
11 : 12
 SANTOS J. 13 : 12 NEVES M.
13 : 14 NEVES M.
13 : 16
 DIEGUEZ N. 14 : 16
 SANTOS J. 16 : 16
 SANTOS J. 18 : 16 SOUSA A.
18 : 18
 BAPTISTA N. 20 : 18 NEVES M.
20 : 20
 SANTOS J. 22 : 20

2nd Period

DIEGUEZ N. 2 : 0 PAULO R.
2 : 2 SOUSA A.
 DAUDINOT F. 4 : 4 PAULO R.
4 : 6 PAULO R.
4 : 7 PAULO R.
4 : 9 PAULO R.
 SANTOS J. 6 : 9
 BAPTISTA N. 8 : 9 SALVADOR S.
8 : 11 FERREIRA D.
8 : 14 FERREIRA D.

Shootout

0 : 2 FERREIRA D.
 BAPTISTA N. 2 : 2
 DAUDINOT F. 4 : 2 SALVADOR S.
4 : 3
 DIEGUEZ N. 6 : 3
 SANTOS J. 8 : 3 SOUSA A.
8 : 5
 PAEZ ALARCON T. 10 : 5

Legend:

% Efficiency
DR Disqualifications with Report
SUS Suspension
1-Pt No. 1-Point-Shots Uniform Number
1-Pt Spin P6m 1-Point-Spinshots 6m Penalty Shots
D Spin Disqualifications Spinshots

MATCH AND REFEREES REPORT

BEACH HANDBALL

<input checked="" type="checkbox"/>	Youth Olympics
<input type="checkbox"/>	WCh
<input type="checkbox"/>	Int. Match

<input type="checkbox"/>	Qual.Match
<input type="checkbox"/>	Qual. Tournament
<input checked="" type="checkbox"/>	Final tournament

<input checked="" type="checkbox"/>	Men
<input type="checkbox"/>	Men's J
<input type="checkbox"/>	Men's Y

<input type="checkbox"/>	Women
<input type="checkbox"/>	Women's J
<input type="checkbox"/>	Women's Y

Matchnumber

M23

A / Home Team

B / Away Team

Final Result

Paraguay			Mauritius			
Place	Court No.	Date	Time	Spectators	TV	Report follows
Buenos Aires	3	09/10/2018	11:40			NO

1 : 2

No.	Team A	P	SUS	SUS	D	DR
2	ALDERETE Alex	8				
5	BARRIOS VILLALBA Ariel Armando					
8	VALLEJOS Isaias					
11	OZORIO Nelson	2				
12	BALMACEDA Jorge					
13	CACERES NETTO Marcelo Nicolas	6				
16	LLANES Carlos	18				
19	FERNANDEZ Alan					
21	FIGUEROA Gabriel	1				
A	VELOSO Jose					
B						
C						
D						
Sig. Off.		TTO				

1st Period					
A	P	B	A	P	B
	1			23	
13	2	7		24	
	3			25	
2	4	5		26	
	5			27	
16	6	7		28	
	7			29	
11	8	9		30	
	9			31	
16	10	9		32	
21	11			33	
	12	3		34	
13	13			35	
	14	7		36	
	15	9		37	
	16			38	
	17			39	
	18			40	
	19			41	
	20			42	
	21			43	
	22			44	

2nd Period					
A	P	B	A	P	B
	1			23	
16	2	3		24	
	3			25	
16	4	9		26	
	5			27	
16	6	9		28	
	7			29	
2	8	9		30	
	9			31	
16	10	9		32	
	11			33	
2	12	9		34	
	13			35	
2	14	5		36	
	15			37	
16	16			38	
	17			39	
16	18			40	
	19			41	
16	20			42	
	21			43	
	22			44	

No.	Team B	P	SUS	SUS	D	DR
1	FREDERICK Joey					
2	DADA Dary					
3	REVAUD Louis Julio Rivaldo	4				
4	CHAN Adrien		18:14	18:48	18:48	
5	CLAIR Jason	6	12:48			
6	MARCELIN Jean Emmanuel					
7	THOMAS David	6				
8	JOSON Michel	1				
9	ROMAIN Jean	17				
A	RABOUD-AMOORDON Karine					
B	CARRE Martial Georges Ludovic					
C						
D						
Sig. Off.		TTO	8:26		5:55	

1st Period	13 - 15	2nd Period	20 - 14
Result	0 - 1	Result	1 - 0
"Shoot-out"		Shootout	2 - 5
		Result	0 - 1

Referees	NOC	Signature
1	CARDONE L.	ITA
2	MANUELE S.	ITA

Technical Delegates	NOC	Signature
A	KAVCIC M.	SLO
B	SORIA J.	ARG

Team A										
N	19	16	21	13						
DG					2					2
P	/	/	/	/	2	/				
Team B										
N	5	9	7	3	8					
DG										5
P	2	2	/	/	1					

Legend:							
D	Disqualification	DG	Direct Goal	DR	Disqualification with Report	GG	Golden Goal
No.	Players Number	Off.	Official	P	Goal Points	SUS	Suspension
TO	Team Timeout						



Results

Match M23
Paraguay 1 vs 2 Mauritius
REFEREES:

 Cardone Luciano (ITA)
 Manuele Sebastiano (ITA)

1st Period: 13 - 15
2nd Period: 20 - 14
Shootout: 2 - 5
PAR - Paraguay

Headcoach: VELOSO Jose

No.	Name	Total				Goals / Shots							Punishments		
		Points	Goals	Shots	%	1-Pt All	1-Pt Spin	Spin	In-flight	Specialist	Direct Goal	P6m	SUS	D	DR
2	ALDERETE Alex	8	4	9	44					4 / 8	0 / 1				
5	BARRIOS VILLALBA Ariel Armando														
8	VALLEJOS Isaias		0	1	0					0 / 1					
11	OZORIO Nelson	2	1	2	50					1 / 2					
12	BALMACEDA Jorge		0	2	0						0 / 2				
13	CACERES NETTO Marcelo Nicolas	6	3	6	50			3 / 6							
16	LLANES Carlos	18	9	11	82			4 / 6	1 / 1			4 / 4			
19	FERNANDEZ Alan		0	1	0	0 / 1									
21	FIGUEROA Gabriel	1	1	3	33	1 / 1	1 / 1	0 / 1	0 / 1						
Totals		35	18	35	51	1 / 2	1 / 1	7 / 13	1 / 2	5 / 11	0 / 3	4 / 4			

No.	Goalkeeper	Total			Saves / Shots						
		Saves	Shots	%	1-Pt All	1-Pt Spin	Spin	In-flight	Specialist	Direct Goal	P6m
12	BALMACEDA Jorge	10	26	38	0 / 2		1 / 9	4 / 4	5 / 10		0 / 1
19	FERNANDEZ Alan	1	1	100	1 / 1						
21	FIGUEROA Gabriel	0	2	0			0 / 2				
Totals		11	29	38	1 / 3		1 / 11	4 / 4	5 / 10		0 / 1

MRI - Mauritius

Headcoach: RABOUD-AMOORDON Karine

Team time outs: 2

No.	Name	Total				Goals / Shots							Punishments		
		Points	Goals	Shots	%	1-Pt All	1-Pt Spin	Spin	In-flight	Specialist	Direct Goal	P6m	SUS	D	DR
1	FREDERICK Joey														
2	DADA Dary														
3	REVAUD Louis Julio Rivaldo	4	2	6	33	0 / 1				2 / 5					
4	CHAN Adrien												2	1	
5	CLAIR Jason	6	3	5	60			3 / 4	0 / 1				1		
6	MARCELIN Jean Emmanuel		0	2	0					0 / 2					
7	THOMAS David	6	3	5	60			3 / 4	0 / 1						
8	JOSON Michel	1	1	1	100	1 / 1									
9	ROMAIN Jean	17	9	17	53	1 / 1		4 / 5	0 / 5	3 / 5		1 / 1			
Totals		34	18	36	50	2 / 3		10 / 13	0 / 7	5 / 12		1 / 1	3	1	

No.	Goalkeeper	Total			Saves / Shots						
		Saves	Shots	%	1-Pt All	1-Pt Spin	Spin	In-flight	Specialist	Direct Goal	P6m
1	FREDERICK Joey	2	9	22			1 / 4	1 / 1	0 / 3		0 / 1
2	DADA Dary	5	16	31	0 / 1	0 / 1	0 / 4	0 / 1	5 / 7		0 / 3
3	REVAUD Louis Julio Rivaldo										
Totals		7	25	28	0 / 1	0 / 1	1 / 8	1 / 2	5 / 10		0 / 4

Team Comparison

	1st Period				2nd Period			
	Paraguay		Mauritius		Paraguay		Mauritius	
	Goals/Shots	%	Goals/Shots	%	Goals/Shots	%	Goals/Shots	%
In-flight Shots	1 / 1	100	0 / 4	0	0 / 1	0	0 / 3	0
Spin Shots	3 / 3	100	5 / 5	100	3 / 7	43	3 / 5	60
Specialist Shots	2 / 6	33	1 / 4	25	3 / 5	60	4 / 8	50
1-Point Shots	1 / 1	100	1 / 1	100				
Direct Goal Shots	0 / 2	0						
6-meter Shots			1 / 1	100	4 / 4	100		
1-Point Spin Shots	1 / 1	100						



Results

Paraguay 1 vs 2 Mauritius

REFEREES:

Cardone Luciano (ITA)
Manuele Sebastiano (ITA)

1st Period: 13 - 15

2nd Period: 20 - 14

Shootout: 2 - 5

Running Score

PAR - MRI

PAR - Paraguay

No.	Name	Technical skills					
		Assists	Steals	Blocked Shots	Received 6m Fouls	Penalty Fouls	Turnovers
2	ALDERETE Alex	2			2		1
5	BARRIOS VILLALBA Ariel Armando						
8	VALLEJOS Isaías						
11	OZORIO Nelson						2
12	BALMACEDA Jorge	1					
13	CACERES NETTO Marcelo Nicolas	5		1	1	1	
16	LLANES Carlos				1		1
19	FERNANDEZ Alan	1					1
21	FIGUEROA Gabriel	1					1
Team							
Totals		10		1	4	1	6

1st Period

0 : 2	THOMAS D.
CACERES NETTO M. 2 : 2	
ALDERETE A. 4 : 2	
LLANES C. 6 : 2	
6 : 4	CLAIR J.
OZORIO N. 8 : 4	
8 : 6	THOMAS D.
LLANES C. 10 : 6	
10 : 8	ROMAIN J.
FIGUEROA G. 11 : 8	
CACERES NETTO M. 13 : 8	
13 : 10	ROMAIN J.
13 : 12	REVAUD L.
13 : 14	THOMAS D.
13 : 15	ROMAIN J.

MRI - Mauritius

No.	Name	Technical skills					
		Assists	Steals	Blocked Shots	Received 6m Fouls	Penalty Fouls	Turnovers
1	FREDERICK Joey						
2	DADA Dary						
3	REVAUD Louis Julio Rivaldo	3					2
4	CHAN Adrien					3	
5	CLAIR Jason	2				1	1
6	MARCELIN Jean Emmanuel						1
7	THOMAS David	2			1		
8	JOSON Michel						
9	ROMAIN Jean	1	1				5
Team							
Totals		8	1		1	4	9

2nd Period

0 : 2	REVAUD L.
LLANES C. 2 : 2	
LLANES C. 4 : 2	
LLANES C. 6 : 2	
6 : 4	ROMAIN J.
ALDERETE A. 8 : 4	
8 : 6	ROMAIN J.
LLANES C. 10 : 6	
ALDERETE A. 12 : 6	
12 : 8	ROMAIN J.
ALDERETE A. 14 : 8	
14 : 10	ROMAIN J.
LLANES C. 16 : 10	
LLANES C. 18 : 10	
18 : 12	ROMAIN J.
LLANES C. 20 : 12	
20 : 14	CLAIR J.

Shootout

0 : 2	CLAIR J.
0 : 4	ROMAIN J.
CACERES NETTO M. 2 : 4	
2 : 5	JOSON M.

Legend:

%	Efficiency	1-Pt	1-Point-Shots	1-Pt Spin	1-Point-Spinshots	D	Disqualifications
DR	Disqualifications with Report	No.	Uniform Number	P6m	6m Penalty Shots	Spin	Spinshots
SUS	Suspension						

MATCH AND REFEREES REPORT

BEACH HANDBALL

<input checked="" type="checkbox"/>	Youth Olympics
<input type="checkbox"/>	WCh
<input type="checkbox"/>	Int. Match

<input type="checkbox"/>	Qual.Match
<input type="checkbox"/>	Qual. Tournament
<input checked="" type="checkbox"/>	Final tournament

<input checked="" type="checkbox"/>	Men
<input type="checkbox"/>	Men's J
<input type="checkbox"/>	Men's Y

<input type="checkbox"/>	Women
<input type="checkbox"/>	Women's J
<input type="checkbox"/>	Women's Y

Matchnumber

M24

A / Home Team

B / Away Team

Final Result

Italy			Croatia			
Place	Court No.	Date	Time	Spectators	TV	Report follows
Buenos Aires	2	09/10/2018	11:40			NO

0 : 2

No.	Team A	P	SUS	SUS	D	DR
2	FREUND Alex					
6	PRANTNER Max	11	19:45			
9	PAVANI Giovanni	2				
10	MITTERRUTZNER Christian	6				
11	CAMPESTRINI Davide					
12	NOTARANGELO Davide	9				
13	CABRINI Giovanni		3:25			
14	CAPUZZO Matteo					
17	BRONZO Umberto	4				
A	MALATINO Vincenzo					
B	BARDINI Massimiliano					
C						
D						
Sig. Off.	TTO		8:15		2:52	

No.	Team B	P	SUS	SUS	D	DR
1	KOLIC Borna					
3	PALAC Ivan	4	17:15			
4	BRZICA Tin	2				
5	BUDIC Mateo	11				
6	SUDAREVIC Bruno	9				
7	HANCIC Ivan Antonio	6	9:25			
9	MARUNCIC Marko		5:03	20:00	20:00	
11	OBRATOV Kresimir	6				
12	PRANJIC Marko					
A	PARADZIK Mladen					
B	MOCILAC Mario					
C						
D						
Sig. Off.	TTO					

Referees	NOC	Signature
1 GOMER M.	SWE	
2 GOMER J.	SWE	

Technical Delegates	NOC	Signature
A PERKINS G.	USA	
B RODRIGUEZ L.	ARG	

1st Period					
A	P	B	A	P	B
	1			23	
6	2	5		24	
	3			25	
6	4	3		26	
	5			27	
12	6	5		28	
12	7			29	
	8	11		30	
17	9			31	
	10	11		32	
17	11	5		33	
	12			34	
12	13	7		35	
	14			36	
10	15	7		37	
	16			38	
	17	6		39	
	18			40	
	19	5		41	
	20	6		42	
	21			43	
	22			44	

2nd Period					
A	P	B	A	P	B
	1			23	
12	2	6		24	
6	3			25	
	4	5		26	
6	5			27	
	6	4		28	
6	7			29	
	8	6		30	
6	9			31	
	10	7		32	
9	11			33	
	12	5		34	
10	13			35	
	14	3		36	
12	15			37	
	16	11		38	
10	17			39	
	18	6		40	
	19			41	
	20			42	
	21			43	
	22			44	

1st Period	15 - 20	2nd Period	17 - 18
Result	0 - 1	Result	0 - 1
"Shoot-out"		Shootout	
		Result	

Team A

N									
DG									
P									

Team B

N									
DG									
P									

Legend:
D Disqualification **DG** Direct Goal **DR** Disqualification with Report **GG** Golden Goal
No. Players Number **Off.** Official **P** Goal Points **SUS** Suspension
TO Team Timeout



Results

Match M24
Italy 0 vs 2 Croatia
REFEREES:

 Gomer Martin (SWE)
 Gomer Johan (SWE)

1st Period: 15 - 20
2nd Period: 17 - 18
ITA - Italy

Headcoach: MALATINO Vincenzo

Team time outs: 2

No.	Name	Total				Goals / Shots							Punishments			
		Points	Goals	Shots	%	1-Pt All	1-Pt Spin	Spin	In-flight	Specialist	Direct Goal	P6m	SUS	D	DR	
2	FREUND Alex		0	1	0					0 / 1						
6	PRANTNER Max	11	6	10	60	1 / 1	1 / 1	3 / 6				2 / 3	1			
9	PAVANI Giovanni	2	1	1	100						1 / 1					
10	MITTERRUTZNER Christian	6	3	3	100			1 / 1				2 / 2				
11	CAMPESTRINI Davide															
12	NOTARANGELO Davide	9	5	9	56	1 / 1	1 / 1	4 / 8								
13	CABRINI Giovanni												1			
14	CAPUZZO Matteo															
17	BRONZO Umberto	4	2	3	67					2 / 3						
Totals		32	17	27	63	2 / 2	2 / 2	8 / 15		2 / 4	1 / 1	4 / 5	2			

No.	Goalkeeper	Total			Saves / Shots						
		Saves	Shots	%	1-Pt All	1-Pt Spin	Spin	In-flight	Specialist	Direct Goal	P6m
9	PAVANI Giovanni	4	24	17	0 / 2	0 / 1	1 / 12	2 / 4	1 / 5		0 / 1
Totals		4	24	17	0 / 2	0 / 1	1 / 12	2 / 4	1 / 5		0 / 1

CRO - Croatia

Headcoach: PARADZIK Mladen

No.	Name	Total				Goals / Shots							Punishments			
		Points	Goals	Shots	%	1-Pt All	1-Pt Spin	Spin	In-flight	Specialist	Direct Goal	P6m	SUS	D	DR	
1	KOLIC Borna															
3	PALAC Ivan	4	2	2	100			2 / 2					1			
4	BRZICA Tin	2	1	2	50					1 / 2						
5	BUDIC Mateo	11	6	7	86	1 / 1	1 / 1	5 / 6								
6	SUDAREVIC Bruno	9	5	9	56	1 / 1		1 / 2	2 / 5			1 / 1				
7	HANCIC Ivan Antonio	6	3	4	75			3 / 4					1			
9	MARUNCIC Marko												2	1		
11	OBRATOV Kresimir	6	3	4	75					3 / 4						
12	PRANJIC Marko		0	1	0						0 / 1					
Totals		38	20	29	69	2 / 2	1 / 1	11 / 14	2 / 5	4 / 6	0 / 1	1 / 1	4	1		

No.	Goalkeeper	Total			Saves / Shots						
		Saves	Shots	%	1-Pt All	1-Pt Spin	Spin	In-flight	Specialist	Direct Goal	P6m
1	KOLIC Borna	0	9	0	0 / 2	0 / 2	0 / 3		0 / 2		0 / 2
12	PRANJIC Marko	8	16	50			5 / 10		2 / 2	0 / 1	1 / 3
Totals		8	25	32	0 / 2	0 / 2	5 / 13		2 / 4	0 / 1	1 / 5

Team Comparison

	1st Period				2nd Period			
	Italy		Croatia		Italy		Croatia	
	Goals/Shots	%	Goals/Shots	%	Goals/Shots	%	Goals/Shots	%
In-flight Shots			0 / 1	0			2 / 4	50
Spin Shots	2 / 4	50	7 / 8	88	6 / 11	55	4 / 6	67
Specialist Shots	2 / 3	67	2 / 2	100	0 / 1	0	2 / 4	50
1-Point Shots	1 / 1	100	2 / 2	100	1 / 1	100		
Direct Goal Shots					1 / 1	100	0 / 1	0
6-meter Shots	3 / 4	75			1 / 1	100	1 / 1	100
1-Point Spin Shots	1 / 1	100	1 / 1	100	1 / 1	100		



Results

Italy 0 vs 2 Croatia

REFEREES:

Gomer Martin (SWE)
Gomer Johan (SWE)

1st Period: 15 - 20
2nd Period: 17 - 18

Running Score

ITA - CRO

ITA - Italy

No.	Name	Technical skills					
		Assists	Steals	Blocked Shots	Received 6m Fouls	Penalty Fouls	Turnovers
2	FREUND Alex	1					
6	PRANTNER Max	1			1	1	3
9	PAVANI Giovanni						1
10	MITTERRUTZNER Christian	2					1
11	CAMPESTRINI Davide			1			
12	NOTARANGELO Davide	3	1		2		2
13	CABRINI Giovanni						
14	CAPUZZO Matteo						
17	BRONZO Umberto	1			2		2
Team							
Totals		8	1	1	5	1	9

1st Period

0 : 2	BUDIC M.
PRANTNER M. 2 : 2	
2 : 4	PALAC I.
PRANTNER M. 4 : 4	
4 : 6	BUDIC M.
NOTARANGELO D. 6 : 6	
NOTARANGELO D. 7 : 6	
7 : 8	OBRATOV K.
BRONZO U. 9 : 8	
9 : 10	OBRATOV K.
BRONZO U. 11 : 10	
NOTARANGELO D. 13 : 10	
13 : 11	BUDIC M.
13 : 13	HANCIC I.
13 : 15	HANCIC I.
13 : 17	SUDAREVIC B.
13 : 19	BUDIC M.
MITTERRUTZNER C. 15 : 19	
15 : 20	SUDAREVIC B.

CRO - Croatia

No.	Name	Technical skills					
		Assists	Steals	Blocked Shots	Received 6m Fouls	Penalty Fouls	Turnovers
1	KOLIC Borna						
3	PALAC Ivan			1			1
4	BRZICA Tin						
5	BUDIC Mateo	3	2			2	2
6	SUDAREVIC Bruno						
7	HANCIC Ivan Antonio	1	1			1	1
9	MARUNCIC Marko					2	
11	OBRATOV Kresimir	1			1		2
12	PRANJIC Marko						
Team							
Totals		5	3	1	1	5	6

2nd Period

0 : 2	SUDAREVIC B.
NOTARANGELO D. 2 : 2	
PRANTNER M. 3 : 2	
3 : 4	BUDIC M.
PRANTNER M. 5 : 4	
5 : 6	BRZICA T.
5 : 8	SUDAREVIC B.
5 : 10	HANCIC I.
PRANTNER M. 7 : 10	
7 : 12	BUDIC M.
7 : 14	PALAC I.
PRANTNER M. 9 : 14	
9 : 16	OBRATOV K.
PAVANI G. 11 : 16	
MITTERRUTZNER C. 13 : 16	
NOTARANGELO D. 15 : 16	
15 : 18	SUDAREVIC B.
MITTERRUTZNER C. 17 : 18	

Legend:

%	Efficiency	1-Pt	1-Point-Shots	1-Pt Spin	1-Point-Spinshots	D	Disqualifications
DR	Disqualifications with Report	No.	Uniform Number	P6m	6m Penalty Shots	Spin	Spinshots
SUS	Suspension						

MATCH AND REFEREES REPORT

BEACH HANDBALL

<input checked="" type="checkbox"/>	Youth Olympics
<input type="checkbox"/>	WCh
<input type="checkbox"/>	Int. Match

<input type="checkbox"/>	Qual.Match
<input type="checkbox"/>	Qual. Tournament
<input checked="" type="checkbox"/>	Final tournament

<input checked="" type="checkbox"/>	Men
<input type="checkbox"/>	Men's J
<input type="checkbox"/>	Men's Y

<input type="checkbox"/>	Women
<input type="checkbox"/>	Women's J
<input type="checkbox"/>	Women's Y

Matchnumber

M25

A / Home Team

B / Away Team

Final Result

Croatia			Paraguay			
Place	Court No.	Date	Time	Spectators	TV	Report follows
Buenos Aires	3	09/10/2018	16:10			NO

2 : 0

No.	Team A	P	SUS	SUS	D	DR
1	KOLIC Borna					
3	PALAC Ivan	6				
4	BRZICA Tin	10				
5	BUDIC Mateo	6				
6	SUDAREVIC Bruno	18				
7	HANCIC Ivan Antonio	2				
9	MARUNCIC Marko	5	9:28			
11	OBRATOV Kresimir					
12	PRANJIC Marko					
A	PARADZIK Mladen					
B	MOCILAC Mario					
C						
D						
Sig. Off.		TTO				

No.	Team B	P	SUS	SUS	D	DR
2	ALDERETE Alex	4				
5	BARRIOS VILLALBA Ariel Armando		1:20			
8	VALLEJOS Isaias	2				
11	OZORIO Nelson					
12	BALMACEDA Jorge					
13	CACERES NETTO Marcelo Nicolas					
16	LLANES Carlos	15				
19	FERNANDEZ Alan		13:22			
21	FIGUEROA Gabriel	4				
A	VELOSO Jose					
B						
C						
D						
Sig. Off.		TTO	5:43			

Referees	NOC	Signature
1	JAWORSKA E.	POL
2	GAWEL A.	POL

Technical Delegates	NOC	Signature
A	HEIM A.	HUN
B	CABRILLANA M.	ARG

1st Period					
A	P	B	A	P	B
	1			23	
6	2	16		24	
	3			25	
6	4	16		26	
	5			27	
3	6	21		28	
	7			29	
3	8	16		30	
	9			31	
6	10	16		32	
	11			33	
4	12			34	
	13			35	
4	14			36	
	15			37	
3	16			38	
7	17			39	
	18			40	
4	19			41	
	20			42	
	21			43	
9	22			44	

2nd Period					
A	P	B	A	P	B
	1		6	23	
4	2	16		24	
	3		6	25	
5	4	2		26	
	5			27	
5	6	8		28	
	7	16		29	
6	8			30	
	9	2		31	
4	10			32	
	11	21		33	
5	12			34	
	13	16		35	
6	14			36	
9	15	16		37	
	16			38	
9	17			39	
	18			40	
6	19			41	
	20			42	
6	21			43	
	22			44	

1st Period	22 - 10	2nd Period	25 - 15
Result	1 - 0	Result	1 - 0
"Shoot-out"		Shootout	
		Result	

Team A											
N											
DG											
P											
Team B											
N											
DG											
P											

Legend:							
D	Disqualification	DG	Direct Goal	DR	Disqualification with Report	GG	Golden Goal
No.	Players Number	Off.	Official	P	Goal Points	SUS	Suspension
TO	Team Timeout						



Results

Match M25
Croatia 2 vs 0 Paraguay
REFEREES:

Jaworska Edyta (POL)

Gawel Anna (POL)

1st Period: 22 - 10
2nd Period: 25 - 15
CRO - Croatia

Headcoach: PARADZIK Mladen

No.	Name	Total				Goals / Shots							Punishments		
		Points	Goals	Shots	%	1-Pt All	1-Pt Spin	Spin	In-flight	Specialist	Direct Goal	P6m	SUS	D	DR
1	KOLIC Borna														
3	PALAC Ivan	6	3	4	75			1 / 2	2 / 2						
4	BRZICA Tin	10	5	6	83	0 / 1				5 / 5					
5	BUDIC Mateo	6	3	4	75			3 / 4							
6	SUDAREVIC Bruno	18	9	10	90			2 / 2	5 / 6	1 / 1		1 / 1			
7	HANCIC Ivan Antonio	2	2	2	100	2 / 2	2 / 2								
9	MARUNCIC Marko	5	3	4	75	1 / 1	1 / 1		2 / 3				1		
11	OBRATOV Kresimir														
12	PRANJIC Marko														
Totals		47	25	30	83	3 / 4	3 / 3	6 / 8	9 / 11	6 / 6		1 / 1	1		

No.	Goalkeeper	Total			Saves / Shots						
		Saves	Shots	%	1-Pt All	1-Pt Spin	Spin	In-flight	Specialist	Direct Goal	P6m
1	KOLIC Borna	10	22	45	0 / 1	0 / 1	7 / 13	1 / 3	2 / 5		
12	PRANJIC Marko	0	1	0			0 / 1				
Totals		10	23	43	0 / 1	0 / 1	7 / 14	1 / 3	2 / 5		

PAR - Paraguay

Headcoach: VELOSO Jose

Team time outs: 1

No.	Name	Total				Goals / Shots							Punishments		
		Points	Goals	Shots	%	1-Pt All	1-Pt Spin	Spin	In-flight	Specialist	Direct Goal	P6m	SUS	D	DR
2	ALDERETE Alex	4	2	4	50					2 / 4					
5	BARRIOS VILLALBA Ariel Armando												1		
8	VALLEJOS Isaias	2	1	6	17			1 / 6							
11	OZORIO Nelson		0	3	0					0 / 3					
12	BALMACEDA Jorge														
13	CACERES NETTO Marcelo Nicolas		0	2	0			0 / 1	0 / 1						
16	LLANES Carlos	15	8	10	80	1 / 1	1 / 1	5 / 7	2 / 2						
19	FERNANDEZ Alan												1		
21	FIGUEROA Gabriel	4	2	5	40			1 / 4		1 / 1					
Totals		25	13	30	43	1 / 1	1 / 1	7 / 18	2 / 3	3 / 8			2		

No.	Goalkeeper	Total			Saves / Shots						
		Saves	Shots	%	1-Pt All	1-Pt Spin	Spin	In-flight	Specialist	Direct Goal	P6m
21	FIGUEROA Gabriel	1	26	4	0 / 3	0 / 3	0 / 6	1 / 10	0 / 6		0 / 1
Totals		1	26	4	0 / 3	0 / 3	0 / 6	1 / 10	0 / 6		0 / 1

Team Comparison

	1st Period				2nd Period			
	Croatia		Paraguay		Croatia		Paraguay	
	Goals/Shots	%	Goals/Shots	%	Goals/Shots	%	Goals/Shots	%
In-flight Shots	5 / 5	100	2 / 2	100	4 / 6	67	0 / 1	0
Spin Shots	1 / 3	33	2 / 7	29	5 / 5	100	5 / 11	45
Specialist Shots	4 / 4	100	1 / 5	20	2 / 2	100	2 / 3	67
1-Point Shots	2 / 2	100			1 / 2	50	1 / 1	100
Direct Goal Shots								
6-meter Shots					1 / 1	100		
1-Point Spin Shots	2 / 2	100			1 / 1	100	1 / 1	100



Results

Croatia 2 vs 0 Paraguay
REFEREES:

Jaworska Edyta (POL)

Gawel Anna (POL)

1st Period: 22 - 10
2nd Period: 25 - 15
Running Score
CRO - PAR
1st Period

SUDAREVIC B.	<u>2</u> : <u>0</u>	
	<u>2</u> : <u>2</u>	LLANES C.
SUDAREVIC B.	<u>4</u> : <u>2</u>	
	<u>4</u> : <u>4</u>	LLANES C.
PALAC I.	<u>6</u> : <u>4</u>	
	<u>6</u> : <u>6</u>	FIGUEROA G.
PALAC I.	<u>8</u> : <u>6</u>	
SUDAREVIC B.	<u>10</u> : <u>6</u>	
BRZICA T.	<u>12</u> : <u>6</u>	
BRZICA T.	<u>14</u> : <u>6</u>	
PALAC I.	<u>16</u> : <u>6</u>	
	<u>16</u> : <u>8</u>	LLANES C.
HANCIC I.	<u>17</u> : <u>8</u>	
BRZICA T.	<u>19</u> : <u>8</u>	
	<u>19</u> : <u>10</u>	LLANES C.
HANCIC I.	<u>20</u> : <u>10</u>	
MARUNCIC M.	<u>22</u> : <u>10</u>	

CRO - Croatia

No.	Name	Technical skills					
		Assists	Steals	Blocked Shots	Received 6m Fouls	Penalty Fouls	Turnovers
1	KOLIC Borna						
3	PALAC Ivan	2	1				1
4	BRZICA Tin	2			1		1
5	BUDIC Mateo	6		1			1
6	SUDAREVIC Bruno					1	1
7	HANCIC Ivan Antonio						
9	MARUNCIC Marko			1			
11	OBRATOV Kresimir						
12	PRANJIC Marko						
Team							
Totals		10	1	2	1	1	4

PAR - Paraguay

No.	Name	Technical skills					
		Assists	Steals	Blocked Shots	Received 6m Fouls	Penalty Fouls	Turnovers
2	ALDERETE Alex						
5	BARRIOS VILLALBA Ariel Armando	1					
8	VALLEJOS Isaias	1					1
11	OZORIO Nelson						1
12	BALMACEDA Jorge	1					1
13	CACERES NETTO Marcelo Nicolas	1					1
16	LLANES Carlos						2
19	FERNANDEZ Alan	1	1	1		1	
21	FIGUEROA Gabriel	2					
Team							
Totals		7	1	1		1	6

2nd Period

BRZICA T.	<u>2</u> : <u>0</u>	
	<u>2</u> : <u>2</u>	LLANES C.
BUDIC M.	<u>4</u> : <u>2</u>	
	<u>4</u> : <u>4</u>	ALDERETE A.
BUDIC M.	<u>6</u> : <u>4</u>	
SUDAREVIC B.	<u>8</u> : <u>4</u>	
	<u>8</u> : <u>6</u>	VALLEJOS I.
BRZICA T.	<u>10</u> : <u>6</u>	
BUDIC M.	<u>12</u> : <u>6</u>	
	<u>12</u> : <u>7</u>	LLANES C.
SUDAREVIC B.	<u>14</u> : <u>7</u>	
MARUNCIC M.	<u>15</u> : <u>7</u>	
	<u>15</u> : <u>9</u>	ALDERETE A.
MARUNCIC M.	<u>17</u> : <u>9</u>	
	<u>17</u> : <u>11</u>	FIGUEROA G.
SUDAREVIC B.	<u>19</u> : <u>11</u>	
	<u>19</u> : <u>13</u>	LLANES C.
SUDAREVIC B.	<u>21</u> : <u>13</u>	
SUDAREVIC B.	<u>23</u> : <u>13</u>	
SUDAREVIC B.	<u>25</u> : <u>13</u>	
	<u>25</u> : <u>15</u>	LLANES C.

Legend:

% Efficiency
 DR Disqualifications with Report
 SUS Suspension

1-Pt No. 1-Point-Shots
 Uniform Number

1-Pt Spin P6m 1-Point-Spinshots
 6m Penalty Shots

D Spin Disqualifications
 Spinshots

MATCH AND REFEREES REPORT

BEACH HANDBALL

<input checked="" type="checkbox"/>	Youth Olympics
<input type="checkbox"/>	WCh
<input type="checkbox"/>	Int. Match

<input type="checkbox"/>	Qual.Match
<input type="checkbox"/>	Qual. Tournament
<input checked="" type="checkbox"/>	Final tournament

<input checked="" type="checkbox"/>	Men
<input type="checkbox"/>	Men's J
<input type="checkbox"/>	Men's Y

<input type="checkbox"/>	Women
<input type="checkbox"/>	Women's J
<input type="checkbox"/>	Women's Y

Matchnumber

M26

A / Home Team

B / Away Team

Final Result

Portugal			Italy			
Place	Court No.	Date	Time	Spectators	TV	Report follows
Buenos Aires	2	09/10/2018	16:10			NO

2 : 0

No.	Team A	P	SUS	SUS	D	DR
1	BRITO Nuno					
3	SOUSA Andre	6				
5	ALMEIDA Nuno					
7	PAULO Rafael					
8	SALVADOR Salvador	10				
9	FERREIRA Diogo	11	2:27			
11	NEVES Miguel	10				
12	GONCALVES Joao					
13	SILVA Andre					
A	FELIX Paulo					
B	SARDO PEREIRA Pedro					
C	BERNARDES Mario					
D						
Sig. Off.		TTO	9:42		9:09	

No.	Team B	P	SUS	SUS	D	DR
2	FREUND Alex					
6	PRANTNER Max	14				
9	PAVANI Giovanni					
10	MITTERRUTZNER Christian	8				
11	CAMPESTRINI Davide		3:35	16:59	16:59	
12	NOTARANGELO Davide	6				
13	CABRINI Giovanni		14:52			
14	CAPUZZO Matteo					
17	BRONZO Umberto					
A	MALATINO Vincenzo					
B	BARDINI Massimiliano					
C						
D						
Sig. Off.		TTO	3:43			

Referees	NOC	Signature
1 RUDINSKY M.	SVK	
2 MANDAK B.	SVK	

Technical Delegates	NOC	Signature
A WESTHAUSLER D.	GER	
B RODRIGUEZ G.	ARG	

1st Period					
A	P	B	A	P	B
	1			23	
9	2	6		24	
	3			25	
9	4	10		26	
	5			27	
9	6	10		28	
	7			29	
11	8	12		30	
	9			31	
8	10	12		32	
	11			33	
11	12	10		34	
	13			35	
9	14	6		36	
	15			37	
8	16			38	
9	17			39	
3	18			40	
	19			41	
	20			42	
	21			43	
	22			44	

2nd Period					
A	P	B	A	P	B
	1			23	
8	2	6		24	
	3			25	
11	4	6		26	
	5			27	
8	6	6		28	
	7			29	
3	8	12		30	
	9			31	
11	10	6		32	
	11			33	
3	12	6		34	
	13			35	
11	14	10		36	
	15			37	
8	16			38	
	17			39	
9	18			40	
3	19			41	
	20			42	
	21			43	
	22			44	

1st Period	18 - 14	2nd Period	19 - 14
Result	1 - 0	Result	1 - 0
"Shoot-out"		Shootout	
		Result	

Team A

N									
DG									
P									

Team B

N									
DG									
P									

Legend:
D Disqualification **DG** Direct Goal Official **DR** Disqualification with Report **GG** Golden Goal
No. Players Number **Off.** Official **P** Goal Points **SUS** Suspension
TO Team Timeout



Results

Match M26
Portugal 2 vs 0 Italy
REFEREES:

 Rudinsky Mario (SVK)
 Mandak Boris (SVK)

1st Period: 18 - 14
2nd Period: 19 - 14
POR - Portugal

Headcoach: FELIX Paulo

Team time outs: 2

No.	Name	Total				Goals / Shots							Punishments		
		Points	Goals	Shots	%	1-Pt All	1-Pt Spin	Spin	In-flight	Specialist	Direct Goal	P6m	SUS	D	DR
1	BRITO Nuno														
3	SOUSA Andre	6	4	7	57	2 / 4		2 / 3							
5	ALMEIDA Nuno														
7	PAULO Rafael														
8	SALVADOR Salvador	10	5	9	56			2 / 4	3 / 5						
9	FERREIRA Diogo	11	6	9	67	1 / 1		4 / 6	1 / 2				1		
11	NEVES Miguel	10	5	8	63					1 / 4		4 / 4			
12	GONCALVES Joao														
13	SILVA Andre														
Totals		37	20	33	61	3 / 5		8 / 13	4 / 7	1 / 4		4 / 4	1		

No.	Goalkeeper	Total			Saves / Shots						
		Saves	Shots	%	1-Pt All	1-Pt Spin	Spin	In-flight	Specialist	Direct Goal	P6m
1	BRITO Nuno	7	16	44			7 / 15				0 / 1
12	GONCALVES Joao	4	9	44			3 / 7	1 / 1			0 / 1
Totals		11	25	44			10 / 22	1 / 1			0 / 2

ITA - Italy

Headcoach: MALATINO Vincenzo

Team time outs: 1

No.	Name	Total				Goals / Shots							Punishments		
		Points	Goals	Shots	%	1-Pt All	1-Pt Spin	Spin	In-flight	Specialist	Direct Goal	P6m	SUS	D	DR
2	FREUND Alex														
6	PRANTNER Max	14	7	14	50			6 / 13				1 / 1			
9	PAVANI Giovanni														
10	MITTERRUTZNER Christian	8	4	9	44			3 / 8				1 / 1			
11	CAMPESTRINI Davide												2	1	
12	NOTARANGELO Davide	6	3	10	30			3 / 9	0 / 1						
13	CABRINI Giovanni												1		
14	CAPUZZO Matteo														
17	BRONZO Umberto														
Totals		28	14	33	42			12 / 30	0 / 1			2 / 2	3	1	

No.	Goalkeeper	Total			Saves / Shots						
		Saves	Shots	%	1-Pt All	1-Pt Spin	Spin	In-flight	Specialist	Direct Goal	P6m
9	PAVANI Giovanni	2	10	20			0 / 5	0 / 1	2 / 3		0 / 1
14	CAPUZZO Matteo	8	20	40	1 / 4		4 / 7	2 / 5	1 / 1		0 / 3
Totals		10	30	33	1 / 4		4 / 12	2 / 6	3 / 4		0 / 4

Team Comparison

	1st Period				2nd Period			
	Portugal		Italy		Portugal		Italy	
	Goals/Shots	%	Goals/Shots	%	Goals/Shots	%	Goals/Shots	%
In-flight Shots	1 / 2	50	0 / 1	0	3 / 5	60		
Spin Shots	5 / 8	63	6 / 14	43	3 / 5	60	6 / 16	38
Specialist Shots	1 / 4	25						
1-Point Shots	2 / 3	67			1 / 2	50		
Direct Goal Shots								
6-meter Shots	1 / 1	100	1 / 1	100	3 / 3	100	1 / 1	100
1-Point Spin Shots								



Results

Portugal 2 vs 0 Italy

REFEREES:

Rudinsky Mario (SVK)
Mandak Boris (SVK)

1st Period: 18 - 14

2nd Period: 19 - 14

Running Score

POR - ITA

1st Period

FERREIRA D. 2 : 0
2 : 2 PRANTNER M.
FERREIRA D. 4 : 2
4 : 4 MITTERRUTZNER C.
FERREIRA D. 6 : 4
NEVES M. 8 : 4
8 : 6 MITTERRUTZNER C.
SALVADOR S. 10 : 6
NEVES M. 12 : 6
12 : 8 NOTARANGELO D.
FERREIRA D. 14 : 8
SALVADOR S. 16 : 8
16 : 10 NOTARANGELO D.
FERREIRA D. 17 : 10
17 : 12 MITTERRUTZNER C.
SOUSA A. 18 : 12
18 : 14 PRANTNER M.

2nd Period

0 : 2 PRANTNER M.
SALVADOR S. 2 : 2
2 : 4 PRANTNER M.
2 : 6 PRANTNER M.
NEVES M. 4 : 6
SALVADOR S. 6 : 6
SOUSA A. 8 : 6
8 : 8 NOTARANGELO D.
NEVES M. 10 : 8
SOUSA A. 12 : 8
NEVES M. 14 : 8
14 : 10 PRANTNER M.
14 : 12 PRANTNER M.
SALVADOR S. 16 : 12
FERREIRA D. 18 : 12
18 : 14 MITTERRUTZNER C.
SOUSA A. 19 : 14

POR - Portugal

No.	Name	Technical skills					
		Assists	Steals	Blocked Shots	Received 6m Fouls	Penalty Fouls	Turnovers
1	BRITO Nuno						
3	SOUSA Andre	10					1
5	ALMEIDA Nuno						
7	PAULO Rafael						
8	SALVADOR Salvador	2		1	1		2
9	FERREIRA Diogo	3		1	1	1	
11	NEVES Miguel				1	1	
12	GONCALVES Joao						
13	SILVA Andre						
Team							
Totals		15		2	3	2	3

ITA - Italy

No.	Name	Technical skills					
		Assists	Steals	Blocked Shots	Received 6m Fouls	Penalty Fouls	Turnovers
2	FREUND Alex						
6	PRANTNER Max	2					
9	PAVANI Giovanni						
10	MITTERRUTZNER Christian	4					1
11	CAMPESTRINI Davide			2		2	
12	NOTARANGELO Davide	2					2
13	CABRINI Giovanni					1	
14	CAPUZZO Matteo						
17	BRONZO Umberto	1			1		
Team							
Totals		9		2	1	3	3

Legend:

% Efficiency
DR Disqualifications with Report
SUS Suspension
1-Pt No. 1-Point-Shots Uniform Number
1-Pt Spin P6m 1-Point-Spinshots 6m Penalty Shots
D Spin Disqualifications Spinshots

MATCH AND REFEREES REPORT

BEACH HANDBALL

<input checked="" type="checkbox"/>	Youth Olympics
<input type="checkbox"/>	WCh
<input type="checkbox"/>	Int. Match

<input type="checkbox"/>	Qual.Match
<input type="checkbox"/>	Qual. Tournament
<input checked="" type="checkbox"/>	Final tournament

<input checked="" type="checkbox"/>	Men
<input type="checkbox"/>	Men's J
<input type="checkbox"/>	Men's Y

<input type="checkbox"/>	Women
<input type="checkbox"/>	Women's J
<input type="checkbox"/>	Women's Y

Matchnumber

M27

A / Home Team

B / Away Team

Final Result

Argentina			Mauritius			
Place	Court No.	Date	Time	Spectators	TV	Report follows
Buenos Aires	Central	09/10/2018	16:10			NO

2 : 1

No.	Team A	P	SUS	SUS	D	DR
1	BAPTISTA Nahuel	10	19:56			
2	BASUALDO Jose					
3	DAUDINOT Francisco	10				
4	DIEGUEZ Nicolas	2				
6	GOUX Elian Jesus	2	6:07			
7	MILLET Nicolas		16:16			
8	NOVILLO Alejo					
9	PAEZ ALARCON Tomas	13				
12	SANTOS Julian	6				
A	ZEBALLOS Daniel					
B	GRAMCKO Marcelo					
C	BOIMAN Gaston					
D						
Sig. Off.		TTO				

No.	Team B	P	SUS	SUS	D	DR
1	FREDERICK Joey					
2	DADA Dary	2				
3	REVAUD Louis Julio Rivaldo	6				
4	CHAN Adrien	2				
5	CLAIR Jason	8				
6	MARCELIN Jean Emmanuel					
7	THOMAS David	2				
8	JOSON Michel					
9	ROMAIN Jean	8	15:36			
A	RABOUD-AMOORDON Karine					
B	CARRE Martial Georges Ludovic					
C						
D						
Sig. Off.		TTO	7:36		7:12	

Referees	NOC	Signature
1	GOMER M.	SWE
2	GOMER J.	SWE

Technical Delegates	NOC	Signature
A	PERKINS G.	USA
B	BESLIJA E.	MNE

1st Period					
A	P	B	A	P	B
	1	9		23	
3	2			24	
	3	5		25	
1	4			26	
	5	5		27	
1	6			28	
	7	9		29	
12	8			30	
	9			31	
1	10			32	
	11			33	
6	12			34	
9	13			35	
	14			36	
9	15			37	
	16			38	
9	17			39	
	18			40	
	19			41	
	20			42	
	21			43	
	22			44	

2nd Period					
A	P	B	A	P	B
	1			23	
3	2	3		24	
	3			25	
9	4	9		26	
	5			27	
12	6	3		28	
	7			29	
9	8	5		30	
	9			31	
9	10	9		32	
	11			33	
3	12	7		34	
	13			35	
3	14	5		36	
	15			37	
1	16	3		38	
	17	9		39	
	18			40	
	19			41	
	20			42	
	21			43	
	22			44	

1st Period	17 - 7	2nd Period	16 - 17
Result	1 - 0	Result	0 - 1
"Shoot-out"		Shootout	10 - 4
		Result	1 - 0

Team A										
N	1	3	4	12	9					
DG										10
P	2	2	2	2	2					
Team B										
N	5	9	7	3	4					
DG			2							4
P	/	/	2	/	2					

Legend:	D Disqualification	DG Direct Goal	DR Disqualification with Report	GG Golden Goal
No. Players Number	Off. Official	P Goal Points	SUS Suspension	
TO Team Timeout				



Results

Match M27
Argentina 2 vs 1 Mauritius
REFEREES:

 Gomer Martin (SWE)
 Gomer Johan (SWE)

1st Period: 17 - 7
2nd Period: 16 - 17
Shootout: 10 - 4
ARG - Argentina

Headcoach: ZEBALLOS Daniel

No.	Name	Total				Goals / Shots							Punishments		
		Points	Goals	Shots	%	1-Pt All	1-Pt Spin	Spin	In-flight	Specialist	Direct Goal	P6m	SUS	D	DR
1	BAPTISTA Nahuel	10	5	7	71			3 / 4	2 / 2	0 / 1			1		
2	BASUALDO Jose														
3	DAUDINOT Francisco	10	5	7	71			1 / 1		4 / 6					
4	DIEGUEZ Nicolas	2	1	2	50			1 / 1	0 / 1						
6	GOUX Elian Jesus	2	1	2	50			1 / 1		0 / 1			1		
7	MILLET Nicolas												1		
8	NOVILLO Alejo		0	1	0						0 / 1				
9	PAEZ ALARCON Tomas	13	7	8	88	1 / 1	1 / 1	5 / 6	1 / 1						
12	SANTOS Julian	6	3	5	60			1 / 1	1 / 3			1 / 1			
Totals		43	22	32	69	1 / 1	1 / 1	12 / 14	4 / 7	4 / 8	0 / 1	1 / 1	3		

No.	Goalkeeper	Total			Saves / Shots						
		Saves	Shots	%	1-Pt All	1-Pt Spin	Spin	In-flight	Specialist	Direct Goal	P6m
6	GOUX Elian Jesus	0	1	0						0 / 1	
8	NOVILLO Alejo	6	20	30	0 / 2	0 / 1	5 / 10	0 / 2	1 / 4		0 / 2
9	PAEZ ALARCON Tomas										
Totals		6	21	29	0 / 2	0 / 1	5 / 10	0 / 2	1 / 4	0 / 1	0 / 2

MRI - Mauritius

Headcoach: RABOUD-AMOORDON Karine

Team time outs: 2

No.	Name	Total				Goals / Shots							Punishments		
		Points	Goals	Shots	%	1-Pt All	1-Pt Spin	Spin	In-flight	Specialist	Direct Goal	P6m	SUS	D	DR
1	FREDERICK Joey		0	1	0						0 / 1				
2	DADA Dary	2	1	1	100						1 / 1				
3	REVAUD Louis Julio Rivaldo	6	3	7	43			0 / 1		3 / 6					
4	CHAN Adrien	2	1	1	100			1 / 1							
5	CLAIR Jason	8	4	6	67	0 / 1		4 / 5							
6	MARCELIN Jean Emmanuel														
7	THOMAS David	2	1	2	50			0 / 1	1 / 1						
8	JOSON Michel														
9	ROMAIN Jean	8	5	12	42	2 / 3	1 / 1	0 / 5	1 / 1			2 / 3	1		
Totals		28	15	30	50	2 / 4	1 / 1	5 / 13	2 / 2	3 / 6	1 / 2	2 / 3	1		

No.	Goalkeeper	Total			Saves / Shots						
		Saves	Shots	%	1-Pt All	1-Pt Spin	Spin	In-flight	Specialist	Direct Goal	P6m
1	FREDERICK Joey	2	19	11	0 / 1	0 / 1	1 / 8	0 / 4	1 / 5		0 / 1
2	DADA Dary	0	2	0			0 / 2				
3	REVAUD Louis Julio Rivaldo	0	3	0			0 / 3				
Totals		2	24	8	0 / 1	0 / 1	1 / 13	0 / 4	1 / 5		0 / 1

Team Comparison

	1st Period				2nd Period			
	Argentina		Mauritius		Argentina		Mauritius	
	Goals/Shots	%	Goals/Shots	%	Goals/Shots	%	Goals/Shots	%
In-flight Shots	1 / 3	33			3 / 4	75	2 / 2	100
Spin Shots	5 / 6	83	2 / 6	33	2 / 3	67	2 / 5	40
Specialist Shots	1 / 2	50	0 / 2	0	3 / 6	50	3 / 4	75
1-Point Shots	1 / 1	100	1 / 1	100			1 / 1	100
Direct Goal Shots	0 / 1	0					0 / 1	0
6-meter Shots	1 / 1	100	1 / 2	50			1 / 1	100
1-Point Spin Shots	1 / 1	100					1 / 1	100



Results

Argentina 2 vs 1 Mauritius

REFEREES:

Gomer Martin (SWE)
Gomer Johan (SWE)

1st Period: 17 - 7
2nd Period: 16 - 17
Shootout: 10 - 4

Running Score
ARG - MRI
ARG - Argentina

No.	Name	Technical skills					
		Assists	Steals	Blocked Shots	Received 6m Fouls	Penalty Fouls	Turnovers
1	BAPTISTA Nahuel	1					1
2	BASUALDO Jose					1	
3	DAUDINOT Francisco	1			1		1
4	DIEGUEZ Nicolas						1
6	GOUX Elian Jesus		3	1		2	1
7	MILLET Nicolas						
8	NOVILLO Alejo						
9	PAEZ ALARCON Tomas			1			1
12	SANTOS Julian	4					1
Team							
Totals		6	3	2	1	3	6

1st Period

0	: 1	ROMAIN J.
DAUDINOT F.	2	: 1
BAPTISTA N.	4	: 1
BAPTISTA N.	6	: 1
6	: 3	CLAIR J.
SANTOS J.	8	: 3
BAPTISTA N.	10	: 3
GOUX E.	12	: 3
12	: 5	CLAIR J.
PAEZ ALARCON T.	13	: 5
PAEZ ALARCON T.	15	: 5
15	: 7	ROMAIN J.
PAEZ ALARCON T.	17	: 7

2nd Period

DAUDINOT F.	2	: 0
2	: 2	REVAUD L.
PAEZ ALARCON T.	4	: 2
SANTOS J.	6	: 2
6	: 4	ROMAIN J.
6	: 6	REVAUD L.
PAEZ ALARCON T.	8	: 6
8	: 8	CLAIR J.
PAEZ ALARCON T.	10	: 8
10	: 10	ROMAIN J.
DAUDINOT F.	12	: 10
12	: 12	THOMAS D.
DAUDINOT F.	14	: 12
14	: 14	CLAIR J.
14	: 16	REVAUD L.
BAPTISTA N.	16	: 16
16	: 17	ROMAIN J.

Shootout

BAPTISTA N.	2	: 0
DAUDINOT F.	4	: 0
4	: 2	DADA D.
DIEGUEZ N.	6	: 2
SANTOS J.	8	: 2
8	: 4	CHAN A.
PAEZ ALARCON T.	10	: 4

MRI - Mauritius

No.	Name	Technical skills					
		Assists	Steals	Blocked Shots	Received 6m Fouls	Penalty Fouls	Turnovers
1	FREDERICK Joey						
2	DADA Dary						1
3	REVAUD Louis Julio Rivaldo						3
4	CHAN Adrien			1		1	
5	CLAIR Jason	1			1		1
6	MARCELIN Jean Emmanuel						1
7	THOMAS David	2			2		2
8	JOSON Michel						
9	ROMAIN Jean	2					2
Team							1
Totals		5		1	3	1	11

Legend:

%	Efficiency	1-Pt	1-Point-Shots	1-Pt Spin	1-Point-Spinshots	D	Disqualifications
DR	Disqualifications with Report	No.	Uniform Number	P6m	6m Penalty Shots	Spin	Spinshots
SUS	Suspension						

MATCH AND REFEREES REPORT

BEACH HANDBALL

<input checked="" type="checkbox"/>	Youth Olympics
<input type="checkbox"/>	WCh
<input type="checkbox"/>	Int. Match

<input type="checkbox"/>	Qual.Match
<input type="checkbox"/>	Qual. Tournament
<input checked="" type="checkbox"/>	Final tournament

<input checked="" type="checkbox"/>	Men
<input type="checkbox"/>	Men's J
<input type="checkbox"/>	Men's Y

<input type="checkbox"/>	Women
<input type="checkbox"/>	Women's J
<input type="checkbox"/>	Women's Y

Matchnumber

M28

A / Home Team

B / Away Team

Final Result

Italy				Argentina			
Place	Court No.	Date	Time	Spectators	TV	Report follows	
Buenos Aires	Central	10/10/2018	10:50			NO	

1 : 2

No.	Team A	P	SUS	SUS	D	DR
2	FREUND Alex	4				
6	PRANTNER Max	11				
9	PAVANI Giovanni	2				
10	MITTERRUTZNER Christian	18	19:55			
11	CAMPESTRINI Davide		8:36	17:40	17:40	
12	NOTARANGELO Davide	15				
13	CABRINI Giovanni					
14	CAPUZZO Matteo					
17	BRONZO Umberto	4				
A	MALATINO Vincenzo					
B	BARDINI Massimiliano					
C						
D						
Sig. Off.		TTO			1:39	

1st Period					
A	P	B	A	P	B
	1			23	
6	2	3		24	
	3			25	
17	4	4		26	
	5			27	
10	6	1		28	
	7			29	
6	8	4		30	
	9			31	
6	10	1		32	
6	11			33	
	12	3		34	
6	13			35	
	14	2		36	
12	15			37	
	16	1		38	
12	17			39	
	18	12		40	
10	19			41	
12	20			42	
	21			43	
	22			44	

2nd Period					
A	P	B	A	P	B
	1			23	
10	2	1		24	3
	3			25	
12	4	3		26	
	5			27	
10	6	4		28	
	7			29	
10	8	4		30	
	9			31	
12	10	1		32	
	11			33	
10	12	4		34	
	13			35	
12	14	4		36	
	15			37	
2	16	4		38	
	17			39	
12	18	1		40	
	19			41	
2	20	12		42	
	21			43	
10	22	1		44	

No.	Team B	P	SUS	SUS	D	DR
1	BAPTISTA Nahuel	18				
2	BASUALDO Jose	2				
3	DAUDINOT Francisco	10				
4	DIEGUEZ Nicolas	18				
6	GOUX Elian Jesus		5:56			
7	MILLET Nicolas		12:47			
8	NOVILLO Alejo					
9	PAEZ ALARCON Tomas	2				
12	SANTOS Julian	6	19:22			
A	ZEBALLOS Daniel					
B	GRAMCKO Marcelo					
C	BOIMAN Gaston					
D						
Sig. Off.		TTO				

1st Period	20 - 18	2nd Period	22 - 24
Result	1 - 0	Result	0 - 1
"Shoot-out"		Shootout	12 - 14
		Result	0 - 1

Referees	NOC	Signature
1 ALDERAZI H.	BRN	
2 SHAMSAN H.	BRN	

Technical Delegates	NOC	Signature
A SABOVIK I.	SVK	
B BESLIJA E.	MNE	

Team A										
N	10	12	6	17	2	10	12	6	17	
DG								9		12
P	2	/	2	2	/	2	2	2	/	
Team B										
N	1	3	4	12	9	1	4	3	12	
DG										14
P	2	/	2	/	2	2	2	2	2	

Legend:
D Disqualification
No. Players Number
TO Team Timeout
DG Direct Goal
Off. Official
DR Disqualification with Report
P Goal Points
GG Golden Goal
SUS Suspension



Results

Match M28
Italy 1 vs 2 Argentina
REFEREES:

 Alderazi Hani (BRN)
 Shamsan Hasan (BRN)

1st Period: 20 - 18
2nd Period: 22 - 24
Shootout: 12 - 14
ITA - Italy

Headcoach: MALATINO Vincenzo

Team time outs: 1

No.	Name	Total				Goals / Shots							Punishments		
		Points	Goals	Shots	%	1-Pt All	1-Pt Spin	Spin	In-flight	Specialist	Direct Goal	P6m	SUS	D	DR
2	FREUND Alex	4	2	4	50	0 / 1			1 / 1	1 / 2					
6	PRANTNER Max	11	6	10	60	1 / 1	1 / 1	4 / 7				1 / 2			
9	PAVANI Giovanni	2	1	1	100						1 / 1				
10	MITTERRUTZNER Christian	18	9	12	75			6 / 7	1 / 3			2 / 2	1		
11	CAMPESTRINI Davide												2	1	
12	NOTARANGELO Davide	15	8	11	73	1 / 2		7 / 9							
13	CABRINI Giovanni														
14	CAPUZZO Matteo														
17	BRONZO Umberto	4	2	3	67			1 / 2	1 / 1						
Totals		54	28	41	68	2 / 4	1 / 1	18 / 25	3 / 5	1 / 2	1 / 1	3 / 4	3	1	

No.	Goalkeeper	Total			Saves / Shots						
		Saves	Shots	%	1-Pt All	1-Pt Spin	Spin	In-flight	Specialist	Direct Goal	P6m
9	PAVANI Giovanni	1	20	5			0 / 11	1 / 5	0 / 2		0 / 2
14	CAPUZZO Matteo	0	9	0			0 / 4	0 / 3	0 / 2		
Totals		1	29	3			0 / 15	1 / 8	0 / 4		0 / 2

ARG - Argentina

Headcoach: ZEBALLOS Daniel

No.	Name	Total				Goals / Shots							Punishments		
		Points	Goals	Shots	%	1-Pt All	1-Pt Spin	Spin	In-flight	Specialist	Direct Goal	P6m	SUS	D	DR
1	BAPTISTA Nahuel	18	9	10	90			6 / 7	3 / 3						
2	BASUALDO Jose	2	1	1	100			1 / 1							
3	DAUDINOT Francisco	10	5	7	71			1 / 2		4 / 5					
4	DIEGUEZ Nicolas	18	9	11	82			4 / 5	4 / 5			1 / 1			
6	GOUX Elian Jesus												1		
7	MILLET Nicolas												1		
8	NOVILLO Alejo														
9	PAEZ ALARCON Tomas	2	1	1	100			1 / 1							
12	SANTOS Julian	6	3	6	50			2 / 3	0 / 2			1 / 1	1		
Totals		56	28	36	78			15 / 19	7 / 10	4 / 5		2 / 2	3		

No.	Goalkeeper	Total			Saves / Shots						
		Saves	Shots	%	1-Pt All	1-Pt Spin	Spin	In-flight	Specialist	Direct Goal	P6m
6	GOUX Elian Jesus	0	4	0			0 / 2			0 / 1	0 / 1
8	NOVILLO Alejo	5	27	19	0 / 2	0 / 1	3 / 17	1 / 4	0 / 1		1 / 3
9	PAEZ ALARCON Tomas	0	2	0			0 / 2				
Totals		5	33	15	0 / 2	0 / 1	3 / 21	1 / 4	0 / 1	0 / 1	1 / 4

Team Comparison

	1st Period				2nd Period			
	Italy		Argentina		Italy		Argentina	
	Goals/Shots	%	Goals/Shots	%	Goals/Shots	%	Goals/Shots	%
In-flight Shots	1 / 2	50	3 / 5	60	2 / 3	67	4 / 5	80
Spin Shots	8 / 12	67	4 / 5	80	6 / 8	75	4 / 5	80
Specialist Shots			2 / 3	67	1 / 2	50	2 / 2	100
1-Point Shots	2 / 2	100						
Direct Goal Shots								
6-meter Shots	0 / 1	0			2 / 2	100	2 / 2	100
1-Point Spin Shots	1 / 1	100						



Results

Italy 1 vs 2 Argentina
REFEREES:

 Alderazi Hani (BRN)
 Shamsan Hasan (BRN)

1st Period: 20 - 18
2nd Period: 22 - 24
Shootout: 12 - 14
ITA - Italy

No.	Name	Technical skills					
		Assists	Steals	Blocked Shots	Received 6m Fouls	Penalty Fouls	Turnovers
2	FREUND Alex						
6	PRANTNER Max	4			1		1
9	PAVANI Giovanni	1			1		
10	MITTERRUTZNER Christian	4					
11	CAMPESTRINI Davide					2	
12	NOTARANGELO Davide	2		1			
13	CABRINI Giovanni						
14	CAPUZZO Matteo						
17	BRONZO Umberto	2			1		1
Team							
Totals		13		1	3	2	2

ARG - Argentina

No.	Name	Technical skills					
		Assists	Steals	Blocked Shots	Received 6m Fouls	Penalty Fouls	Turnovers
1	BAPTISTA Nahuel	2			1		
2	BASUALDO Jose						
3	DAUDINOT Francisco						2
4	DIEGUEZ Nicolas	2			1		1
6	GOUX Elian Jesus					1	1
7	MILLET Nicolas			1		1	
8	NOVILLO Alejo						
9	PAEZ ALARCON Tomas						
12	SANTOS Julian	9				1	
Team							
Totals		13		1	2	3	4

Running Score
ITA - ARG
1st Period

	0 : 2	DAUDINOT F.
PRANTNER M.	2 : 2	
	2 : 4	DIEGUEZ N.
BRONZO U.	4 : 4	
	4 : 6	BAPTISTA N.
MITTERRUTZNER C.	6 : 6	
	6 : 8	DIEGUEZ N.
	6 : 10	BAPTISTA N.
	6 : 12	DAUDINOT F.
PRANTNER M.	8 : 12	
PRANTNER M.	10 : 12	
PRANTNER M.	11 : 12	
	11 : 14	BASUALDO J.
PRANTNER M.	13 : 14	
	13 : 16	BAPTISTA N.
NOTARANGELO D.	15 : 16	
	15 : 18	SANTOS J.
NOTARANGELO D.	17 : 18	
MITTERRUTZNER C.	19 : 18	
NOTARANGELO D.	20 : 18	

2nd Period

	0 : 2	BAPTISTA N.
	0 : 4	DAUDINOT F.
MITTERRUTZNER C.	2 : 4	
	2 : 6	DIEGUEZ N.
NOTARANGELO D.	4 : 6	
	4 : 8	DIEGUEZ N.
MITTERRUTZNER C.	6 : 8	
MITTERRUTZNER C.	8 : 8	
	8 : 10	BAPTISTA N.
NOTARANGELO D.	10 : 10	
	10 : 12	DIEGUEZ N.
MITTERRUTZNER C.	12 : 12	
	12 : 14	DIEGUEZ N.
NOTARANGELO D.	14 : 14	
	14 : 16	DIEGUEZ N.
FREUND A.	16 : 16	
	16 : 18	BAPTISTA N.
NOTARANGELO D.	18 : 18	
	18 : 20	SANTOS J.
FREUND A.	20 : 20	
	20 : 22	BAPTISTA N.
MITTERRUTZNER C.	22 : 22	
	22 : 24	DAUDINOT F.

Shootout

MITTERRUTZNER C.	2 : 0	
	2 : 2	BAPTISTA N.
PRANTNER M.	4 : 2	
	4 : 4	DIEGUEZ N.
BRONZO U.	6 : 4	
	6 : 6	PAEZ ALARCON T.
	6 : 8	BAPTISTA N.
MITTERRUTZNER C.	8 : 8	
	8 : 10	DIEGUEZ N.
NOTARANGELO D.	10 : 10	
	10 : 12	DAUDINOT F.
PAVANI G.	12 : 12	
	12 : 14	SANTOS J.

Legend:

%	Efficiency	1-Pt	1-Point-Shots	1-Pt Spin	1-Point-Spinshots	D	Disqualifications
DR	Disqualifications with Report	No.	Uniform Number	P6m	6m Penalty Shots	Spin	Spinshots
SUS	Suspension						

MATCH AND REFEREES REPORT

BEACH HANDBALL

<input checked="" type="checkbox"/>	Youth Olympics
<input type="checkbox"/>	WCh
<input type="checkbox"/>	Int. Match

<input type="checkbox"/>	Qual.Match
<input type="checkbox"/>	Qual. Tournament
<input checked="" type="checkbox"/>	Final tournament

<input checked="" type="checkbox"/>	Men
<input type="checkbox"/>	Men's J
<input type="checkbox"/>	Men's Y

<input type="checkbox"/>	Women
<input type="checkbox"/>	Women's J
<input type="checkbox"/>	Women's Y

Matchnumber

M29

A / Home Team

B / Away Team

Final Result

Portugal			Paraguay			
Place	Court No.	Date	Time	Spectators	TV	Report follows
Buenos Aires	2	10/10/2018	10:50			NO

2 : 0

No.	Team A	P	SUS	SUS	D	DR
1	BRITO Nuno					
3	SOUSA Andre	10				
5	ALMEIDA Nuno		17:53			
7	PAULO Rafael	5				
8	SALVADOR Salvador	16				
9	FERREIRA Diogo	6				
11	NEVES Miguel	10				
12	GONCALVES Joao					
13	SILVA Andre		18:34			
A	FELIX Paulo					
B	SARDO PEREIRA Pedro					
C	BERNARDES Mario					
D						
Sig. Off.		TTO			9:19	

No.	Team B	P	SUS	SUS	D	DR
2	ALDERETE Alex	4				
5	BARRIOS VILLALBA Ariel Armando					
8	VALLEJOS Isaias	4	12:41			
11	OZORIO Nelson	2				
12	BALMACEDA Jorge					
13	CACERES NETTO Marcelo Nicolas					
16	LLANES Carlos	12				
19	FERNANDEZ Alan					
21	FIGUEROA Gabriel	4				
A	VELOSO Jose					
B	RUIZ DIAZ Luis					
C						
D						
Sig. Off.		TTO	5:24			

Referees	NOC	Signature
1	ASSIS F.	BRA
2	DOS SANTOS S.	BRA

Technical Delegates	NOC	Signature
A	HEIM A.	HUN
B	RODRIGUEZ L.	ARG

1st Period					
A	P	B	A	P	B
	1			23	
9	2	2	3	24	
	3			25	
3	4	8		26	
	5			27	
3	6	16		28	
	7			29	
3	8	8		30	
	9			31	
9	10	16		32	
	11			33	
8	12	21		34	
	13			35	
8	14			36	
	15			37	
7	16			38	
	17			39	
3	18			40	
	19			41	
8	20			42	
	21			43	
9	22			44	

2nd Period					
A	P	B	A	P	B
	1		11	23	
11	2	11		24	
	3			25	
7	4	16		26	
	5			27	
11	6	16		28	
	7			29	
8	8	2		30	
	9			31	
8	10	21		32	
	11			33	
8	12	16		34	
	13			35	
8	14	16		36	
	15			37	
8	16			38	
	17			39	
11	18			40	
	19			41	
11	20			42	
7	21			43	
	22			44	

1st Period	24 - 12	2nd Period	23 - 14
Result	1 - 0	Result	1 - 0
"Shoot-out"		Shootout	
		Result	

Team A

N									
DG									
P									

Team B

N									
DG									
P									

Legend:
D Disqualification **DG** Direct Goal **DR** Disqualification with Report **GG** Golden Goal
No. Players Number **Off.** Official **P** Goal Points **SUS** Suspension
TO Team Timeout



Results

Match M29
Portugal 2 vs 0 Paraguay
REFEREES:

 Assis Flavio (BRA)
 dos Santos Sidiney (BRA)

1st Period: 24 - 12
2nd Period: 23 - 14
POR - Portugal

Headcoach: FELIX Paulo

Team time outs: 1

No.	Name	Total				Goals / Shots							Punishments			
		Points	Goals	Shots	%	1-Pt All	1-Pt Spin	Spin	In-flight	Specialist	Direct Goal	P6m	SUS	D	DR	
1	BRITO Nuno															
3	SOUSA Andre	10	5	6	83					5 / 6						
5	ALMEIDA Nuno												1			
7	PAULO Rafael	5	3	5	60	1 / 1		2 / 3	0 / 1							
8	SALVADOR Salvador	16	8	9	89			1 / 1	7 / 8							
9	FERREIRA Diogo	6	3	4	75			1 / 2	2 / 2							
11	NEVES Miguel	10	5	7	71					5 / 7						
12	GONCALVES Joao															
13	SILVA Andre												1			
Totals		47	24	31	77	1 / 1		4 / 6	9 / 11	10 / 13			2			

No.	Goalkeeper	Total			Saves / Shots						
		Saves	Shots	%	1-Pt All	1-Pt Spin	Spin	In-flight	Specialist	Direct Goal	P6m
1	BRITO Nuno	8	21	38	2 / 2		5 / 13		0 / 3	1 / 1	0 / 2
Totals		8	21	38	2 / 2		5 / 13		0 / 3	1 / 1	0 / 2

PAR - Paraguay

Headcoach: VELOSO Jose

Team time outs: 1

No.	Name	Total				Goals / Shots							Punishments			
		Points	Goals	Shots	%	1-Pt All	1-Pt Spin	Spin	In-flight	Specialist	Direct Goal	P6m	SUS	D	DR	
2	ALDERETE Alex	4	2	2	100					2 / 2						
5	BARRIOS VILLALBA Ariel Armando															
8	VALLEJOS Isaias	4	2	5	40	0 / 1		2 / 4					1			
11	OZORIO Nelson	2	1	1	100					1 / 1						
12	BALMACEDA Jorge															
13	CACERES NETTO Marcelo Nicolas		0	1	0	0 / 1										
16	LLANES Carlos	12	6	9	67			4 / 6	0 / 1			2 / 2				
19	FERNANDEZ Alan															
21	FIGUEROA Gabriel	4	2	5	40	0 / 1		2 / 3			0 / 1					
Totals		26	13	23	57	0 / 3		8 / 13	0 / 1	3 / 3	0 / 1	2 / 2	1			

No.	Goalkeeper	Total			Saves / Shots						
		Saves	Shots	%	1-Pt All	1-Pt Spin	Spin	In-flight	Specialist	Direct Goal	P6m
12	BALMACEDA Jorge	3	19	16	0 / 1		1 / 2	0 / 7	2 / 9		
21	FIGUEROA Gabriel	3	11	27			1 / 4	1 / 3	1 / 4		
Totals		6	30	20	0 / 1		2 / 6	1 / 10	3 / 13		

Team Comparison

	1st Period				2nd Period			
	Portugal		Paraguay		Portugal		Paraguay	
	Goals/Shots	%	Goals/Shots	%	Goals/Shots	%	Goals/Shots	%
In-flight Shots	4 / 6	67	0 / 1	0	5 / 5	100		
Spin Shots	3 / 4	75	5 / 6	83	1 / 2	50	3 / 7	43
Specialist Shots	5 / 6	83	1 / 1	100	5 / 7	71	2 / 2	100
1-Point Shots					1 / 1	100	0 / 3	0
Direct Goal Shots			0 / 1	0				
6-meter Shots							2 / 2	100
1-Point Spin Shots								



Results

Portugal 2 vs 0 Paraguay

REFEREES:

Assis Flavio (BRA)
dos Santos Sidiney (BRA)

1st Period: 24 - 12

2nd Period: 23 - 14

Running Score

POR - PAR

POR - Portugal

No.	Name	Technical skills					
		Assists	Steals	Blocked Shots	Received 6m Fouls	Penalty Fouls	Turnovers
1	BRITO Nuno						
3	SOUSA Andre	5					1
5	ALMEIDA Nuno						
7	PAULO Rafael	7					
8	SALVADOR Salvador	3					
9	FERREIRA Diogo						1
11	NEVES Miguel						
12	GONCALVES Joao						
13	SILVA Andre		3			1	
Team							
Totals		15	3			1	2

1st Period

0	:	2	ALDERETE A.
2	:	2	FERREIRA D.
2	:	4	VALLEJOS I.
4	:	4	SOUSA A.
4	:	6	LLANES C.
6	:	6	SOUSA A.
6	:	8	VALLEJOS I.
8	:	8	SOUSA A.
10	:	8	FERREIRA D.
12	:	8	SALVADOR S.
14	:	8	SALVADOR S.
16	:	8	PAULO R.
16	:	10	LLANES C.
18	:	10	SOUSA A.
18	:	12	FIGUEROA G.
20	:	12	SALVADOR S.
22	:	12	FERREIRA D.
24	:	12	SOUSA A.

PAR - Paraguay

No.	Name	Technical skills					
		Assists	Steals	Blocked Shots	Received 6m Fouls	Penalty Fouls	Turnovers
2	ALDERETE Alex						2
5	BARRIOS VILLALBA Ariel Armando						
8	VALLEJOS Isaias	2					2
11	OZORIO Nelson						3
12	BALMACEDA Jorge						
13	CACERES NETTO Marcelo Nicolas	2					2
16	LLANES Carlos				1		1
19	FERNANDEZ Alan		1				
21	FIGUEROA Gabriel	1		1			1
Team							
Totals		5	1	1	1		11

2nd Period

2	:	0	NEVES M.
2	:	2	OZORIO N.
4	:	2	PAULO R.
6	:	2	NEVES M.
6	:	4	LLANES C.
8	:	4	SALVADOR S.
8	:	6	LLANES C.
10	:	6	SALVADOR S.
10	:	8	ALDERETE A.
12	:	8	SALVADOR S.
12	:	10	FIGUEROA G.
14	:	10	SALVADOR S.
16	:	10	SALVADOR S.
16	:	12	LLANES C.
18	:	12	NEVES M.
18	:	14	LLANES C.
20	:	14	NEVES M.
21	:	14	PAULO R.
23	:	14	NEVES M.

Legend:

%	Efficiency	1-Pt	1-Point-Shots	1-Pt Spin	1-Point-Spinshots	D	Disqualifications
DR	Disqualifications with Report	No.	Uniform Number	P6m	6m Penalty Shots	Spin	Spinshots
SUS	Suspension						

MATCH AND REFEREES REPORT

BEACH HANDBALL

<input checked="" type="checkbox"/>	Youth Olympics
<input type="checkbox"/>	WCh
<input type="checkbox"/>	Int. Match

<input type="checkbox"/>	Qual.Match
<input type="checkbox"/>	Qual. Tournament
<input checked="" type="checkbox"/>	Final tournament

<input checked="" type="checkbox"/>	Men
<input type="checkbox"/>	Men's J
<input type="checkbox"/>	Men's Y

<input type="checkbox"/>	Women
<input type="checkbox"/>	Women's J
<input type="checkbox"/>	Women's Y

Matchnumber

M30

A / Home Team

B / Away Team

Final Result

Mauritius			Croatia			
Place	Court No.	Date	Time	Spectators	TV	Report follows
Buenos Aires	3	10/10/2018	10:50			NO

0 : 2

No.	Team A	P	SUS	SUS	D	DR
1	FREDERICK Joey					
2	DADA Dary					
3	REVAUD Louis Julio Rivaldo	6				
4	CHAN Adrien					
5	CLAIR Jason	4				
6	MARCELIN Jean Emmanuel					
7	THOMAS David	6				
8	JOSON Michel					
9	ROMAIN Jean	8				
A	RABOUD-AMOORDON Karine					
B	CARRE Martial Georges Ludovic					
C						
D						
Sig. Off.	TTO	7:44			4:48	

No.	Team B	P	SUS	SUS	D	DR
1	KOLIC Borna					
3	PALAC Ivan	2				
4	BRZICA Tin	8				
5	BUDIC Mateo	2				
6	SUDAREVIC Bruno	9				
7	HANCIC Ivan Antonio	2				
9	MARUNCIC Marko	22				
11	OBRATOV Kresimir	2				
12	PRANJIC Marko					
A	PARADZIK Mladen					
B	MOCILAC Mario					
C						
D						
Sig. Off.	TTO					

Referees	NOC	Signature
1 RUDINSKY M.	SVK	
2 MANDAK B.	SVK	

Technical Delegates	NOC	Signature
A KAVCIC M.	SLO	
B SORIA J.	ARG	

1st Period					
A	P	B	A	P	B
	1			23	
9	2	6		24	
	3			25	
3	4	9		26	
	5			27	
5	6	11		28	
	7			29	
9	8	4		30	
	9			31	
9	10	6		32	
	11			33	
3	12	5		34	
	13			35	
	14	9		36	
	15	6		37	
	16			38	
	17	9		39	
	18			40	
	19	7		41	
	20			42	
	21			43	
	22			44	

2nd Period					
A	P	B	A	P	B
	1			23	
5	2	9		24	9
	3			25	
7	4	6		26	9
	5			27	
9	6	9		28	3
	7			29	
7	8	6		30	
	9			31	
3	10	4		32	
	11			33	
7	12	9		34	
	13			35	
	14	4		36	
	15			37	
	16	9		38	
	17			39	
	18	4		40	
	19			41	
	20	9		42	
	21			43	
	22	9		44	

1st Period	12 - 19	2nd Period	12 - 28
Result	0 - 1	Result	0 - 1
"Shoot-out"		Shootout	
		Result	

Team A

N									
DG									
P									

Team B

N									
DG									
P									

Legend:
D Disqualification **DG** Direct Goal **DR** Disqualification with Report **GG** Golden Goal
No. Players Number **Off.** Official **P** Goal Points **SUS** Suspension
TO Team Timeout



Results

Match M30
Mauritius 0 vs 2 Croatia
REFEREES:

 Rudinsky Mario (SVK)
 Mandak Boris (SVK)

1st Period: 12 - 19
2nd Period: 12 - 28
MRI - Mauritius

Headcoach: RABOUD-AMOORDON Karine

Team time outs: 2

No.	Name	Total				Goals / Shots							Punishments			
		Points	Goals	Shots	%	1-Pt All	1-Pt Spin	Spin	In-flight	Specialist	Direct Goal	P6m	SUS	D	DR	
1	FREDERICK Joey															
2	DADA Dary															
3	REVAUD Louis Julio Rivaldo	6	3	5	60					3 / 5						
4	CHAN Adrien															
5	CLAIR Jason	4	2	6	33			2 / 5	0 / 1							
6	MARCELIN Jean Emmanuel		0	1	0					0 / 1						
7	THOMAS David	6	3	5	60			3 / 5								
8	JOSON Michel															
9	ROMAIN Jean	8	4	7	57			4 / 7								
Totals		24	12	24	50			9 / 17	0 / 1	3 / 6						

No.	Goalkeeper	Total			Saves / Shots						
		Saves	Shots	%	1-Pt All	1-Pt Spin	Spin	In-flight	Specialist	Direct Goal	P6m
1	FREDERICK Joey	7	31	23	0 / 1	0 / 1	3 / 15	4 / 10	0 / 5		
Totals		7	31	23	0 / 1	0 / 1	3 / 15	4 / 10	0 / 5		

CRO - Croatia

Headcoach: PARADZIK Mladen

No.	Name	Total				Goals / Shots							Punishments			
		Points	Goals	Shots	%	1-Pt All	1-Pt Spin	Spin	In-flight	Specialist	Direct Goal	P6m	SUS	D	DR	
1	KOLIC Borna															
3	PALAC Ivan	2	1	2	50			1 / 2								
4	BRZICA Tin	8	4	4	100					4 / 4						
5	BUDIC Mateo	2	1	1	100			1 / 1								
6	SUDAREVIC Bruno	9	5	7	71	1 / 1	1 / 1	1 / 1	3 / 5							
7	HANCIC Ivan Antonio	2	1	2	50			1 / 2								
9	MARUNCIC Marko	22	11	15	73			8 / 10	3 / 5							
11	OBRATOV Kresimir	2	1	1	100					1 / 1						
12	PRANJIC Marko															
Totals		47	24	32	75	1 / 1	1 / 1	12 / 16	6 / 10	5 / 5						

No.	Goalkeeper	Total			Saves / Shots						
		Saves	Shots	%	1-Pt All	1-Pt Spin	Spin	In-flight	Specialist	Direct Goal	P6m
1	KOLIC Borna	3	9	33			2 / 6		1 / 3		
12	PRANJIC Marko	2	8	25			1 / 6		1 / 2		
Totals		5	17	29			3 / 12		2 / 5		

Team Comparison

	1st Period				2nd Period			
	Mauritius		Croatia		Mauritius		Croatia	
	Goals/Shots	%	Goals/Shots	%	Goals/Shots	%	Goals/Shots	%
In-flight Shots			1 / 3	33	0 / 1	0	5 / 7	71
Spin Shots	4 / 9	44	6 / 9	67	5 / 8	63	6 / 7	86
Specialist Shots	2 / 4	50	2 / 2	100	1 / 2	50	3 / 3	100
1-Point Shots			1 / 1	100				
Direct Goal Shots								
6-meter Shots								
1-Point Spin Shots			1 / 1	100				



Results

Mauritius 0 vs 2 Croatia

REFEREES:

Rudinsky Mario (SVK)
Mandak Boris (SVK)

1st Period: 12 - 19
2nd Period: 12 - 28

Running Score

MRI - CRO

MRI - Mauritius

No.	Name	Technical skills					
		Assists	Steals	Blocked Shots	Received 6m Fouls	Penalty Fouls	Turnovers
1	FREDERICK Joey						1
2	DADA Dary						
3	REVAUD Louis Julio Rivaldo	1					2
4	CHAN Adrien						
5	CLAIR Jason						2
6	MARCELIN Jean Emmanuel						1
7	THOMAS David						4
8	JOSON Michel						
9	ROMAIN Jean	2					3
Team							
Totals		3					13

1st Period

ROMAIN J.	2 : 0	SUDAREVIC B.	2 : 2
REVAUD L.	4 : 2	MARUNCIC M.	4 : 4
	4 : 6	OBRATOV K.	6 : 6
CLAIR J.	6 : 6	BRZICA T.	6 : 8
	6 : 10	SUDAREVIC B.	6 : 10
ROMAIN J.	8 : 10	BUDIC M.	8 : 12
ROMAIN J.	10 : 12	MARUNCIC M.	10 : 14
	10 : 15	SUDAREVIC B.	10 : 15
REVAUD L.	12 : 15	MARUNCIC M.	12 : 17
	12 : 19	HANCIC I.	

CRO - Croatia

No.	Name	Technical skills					
		Assists	Steals	Blocked Shots	Received 6m Fouls	Penalty Fouls	Turnovers
1	KOLIC Borna						
3	PALAC Ivan	9					1
4	BRZICA Tin						
5	BUDIC Mateo		1	1			
6	SUDAREVIC Bruno		2	2			
7	HANCIC Ivan Antonio	1					
9	MARUNCIC Marko	5		1			2
11	OBRATOV Kresimir	1					2
12	PRANJIC Marko						
Team							
Totals		16	3	4			5

2nd Period

	0 : 2	MARUNCIC M.	0 : 4
	0 : 4	SUDAREVIC B.	0 : 6
	0 : 6	MARUNCIC M.	2 : 6
CLAIR J.	2 : 6	SUDAREVIC B.	2 : 8
THOMAS D.	4 : 8	BRZICA T.	4 : 10
	4 : 12	MARUNCIC M.	4 : 14
	4 : 14	BRZICA T.	4 : 16
	4 : 16	MARUNCIC M.	4 : 18
	4 : 18	BRZICA T.	6 : 18
ROMAIN J.	6 : 18	MARUNCIC M.	6 : 20
THOMAS D.	8 : 20	MARUNCIC M.	8 : 22
REVAUD L.	10 : 22	MARUNCIC M.	10 : 24
THOMAS D.	12 : 24	MARUNCIC M.	12 : 26
	12 : 26	MARUNCIC M.	12 : 28
	12 : 28	PALAC I.	

Legend:

%	Efficiency	1-Pt	1-Point-Shots	1-Pt Spin	1-Point-Spinshots	D	Disqualifications
DR	Disqualifications with Report	No.	Uniform Number	P6m	6m Penalty Shots	Spin	Spinshots
SUS	Suspension						

MATCH AND REFEREES REPORT BEACH HANDBALL

<input checked="" type="checkbox"/>	Youth Olympics
<input type="checkbox"/>	WCh
<input type="checkbox"/>	Int. Match

<input type="checkbox"/>	Qual.Match
<input type="checkbox"/>	Qual. Tournament
<input checked="" type="checkbox"/>	Final tournament

<input checked="" type="checkbox"/>	Men
<input type="checkbox"/>	Men's J
<input type="checkbox"/>	Men's Y

<input type="checkbox"/>	Women
<input type="checkbox"/>	Women's J
<input type="checkbox"/>	Women's Y

Matchnumber

M31

A / Home Team

B / Away Team

Final Result

Hungary			Portugal			
Place	Court No.	Date	Time	Spectators	TV	Report follows
Buenos Aires	Central	11/10/2018	11:40			NO

0 : 2

No.	Team A	P	SUS	SUS	D	DR
1	MARCZIKA Barnabas	2				
9	MELNICSUK Viktor	6				
18	TOTH Benedek	4				
20	SEPROS Bence					
24	FENYVESI Marcell					
26	GUBICZA Csaba	4				
29	HORNYAK Bence	8				
44	SIMON Kristof					
88	MATUSZKA Balazs	6				
A	PENSZKI Gergely					
B	TUBA-KOVACS Ervin					
C						
D						
Sig. Off.	TTO				7:55	

No.	Team B	P	SUS	SUS	D	DR
1	BRITO Nuno					
3	SOUSA Andre	6				
5	ALMEIDA Nuno					
7	PAULO Rafael	2				
8	SALVADOR Salvador	14				
9	FERREIRA Diogo	8				
11	NEVES Miguel	6				
12	GONCALVES Joao					
13	SILVA Andre					
A	FELIX Paulo					
B	SARDO PEREIRA Pedro					
C	BERNARDES Mario					
D						
Sig. Off.	TTO		9:52		9:43	

Referees	NOC	Signature
1	RUDINSKY M.	SVK
2	MANDAK B.	SVK

Technical Delegates	NOC	Signature
A	CARDONE C.	ITA
B	KAVCIC M.	SLO

1st Period					
A	P	B	A	P	B
	1			23	
29	2	9		24	
	3			25	
88	4	8		26	
	5			27	
29	6	9		28	
	7			29	
1	8	8		30	
	9	3		31	
18	10			32	
	11	11		33	
29	12			34	
	13	3		35	
88	14			36	
	15	11		37	
9	16			38	
	17	8		39	
29	18			40	
	19	9		41	
9	20			42	
	21	8		43	
	22			44	

2nd Period					
A	P	B	A	P	B
	1			23	
9	2	9		24	
	3			25	
26	4	8		26	
	5			27	
18	6	11		28	
	7			29	
26	8	8		30	
	9			31	
88	10	3		32	
	11			33	
	12	8		34	
	13			35	
	14	7		36	
	15	3		37	
	16			38	
	17			39	
	18			40	
	19			41	
	20			42	
	21			43	
	22			44	

1st Period	20 - 21	2nd Period	10 - 15
Result	0 - 1	Result	0 - 1
"Shoot-out"		Shootout	
		Result	

Team A

N									
DG									
P									

Team B

N									
DG									
P									

Legend:	D Disqualification	DG Direct Goal	DR Disqualification with Report	GG Golden Goal
No. Players Number	Off. Official	P Goal Points	SUS Suspension	
TO Team Timeout				



Results

Match M31
Hungary 0 vs 2 Portugal
REFEREES:

 Rudinsky Mario (SVK)
 Mandak Boris (SVK)

1st Period: 20 - 21
2nd Period: 10 - 15
HUN - Hungary

Headcoach: PENSZKI Gergely

Team time outs: 1

No.	Name	Total				Goals / Shots							Punishments		
		Points	Goals	Shots	%	1-Pt All	1-Pt Spin	Spin	In-flight	Specialist	Direct Goal	P6m	SUS	D	DR
1	MARCZIKA Barnabas	2	1	1	100						1 / 1				
9	MELNICSUK Viktor	6	3	5	60					3 / 5					
18	TOTH Benedek	4	2	3	67				2 / 3						
20	SEPROS Bence														
24	FENYVESI Marcell														
26	GUBICZA Csaba	4	2	4	50			2 / 4							
29	HORNYAK Bence	8	4	9	44			3 / 7	1 / 1			0 / 1			
44	SIMON Kristof														
88	MATUSZKA Balazs	6	3	4	75			3 / 4							
Totals		30	15	26	58			8 / 15	3 / 4	3 / 5	1 / 1	0 / 1			

No.	Goalkeeper	Total			Saves / Shots						
		Saves	Shots	%	1-Pt All	1-Pt Spin	Spin	In-flight	Specialist	Direct Goal	P6m
1	MARCZIKA Barnabas	3	16	19	0 / 1		3 / 9	0 / 4	0 / 2		
20	SEPROS Bence	0	6	0	0 / 1		0 / 2	0 / 2	0 / 1		
Totals		3	22	14	0 / 2		3 / 11	0 / 6	0 / 3		

POR - Portugal

Headcoach: FELIX Paulo

Team time outs: 2

No.	Name	Total				Goals / Shots							Punishments		
		Points	Goals	Shots	%	1-Pt All	1-Pt Spin	Spin	In-flight	Specialist	Direct Goal	P6m	SUS	D	DR
1	BRITO Nuno														
3	SOUSA Andre	6	4	5	80	2 / 2		2 / 3							
5	ALMEIDA Nuno														
7	PAULO Rafael	2	1	1	100			1 / 1							
8	SALVADOR Salvador	14	7	8	88			1 / 2	6 / 6						
9	FERREIRA Diogo	8	4	6	67			4 / 6							
11	NEVES Miguel	6	3	3	100					3 / 3					
12	GONCALVES Joao														
13	SILVA Andre														
Totals		36	19	23	83	2 / 2		8 / 12	6 / 6	3 / 3					

No.	Goalkeeper	Total			Saves / Shots						
		Saves	Shots	%	1-Pt All	1-Pt Spin	Spin	In-flight	Specialist	Direct Goal	P6m
1	BRITO Nuno	8	23	35			5 / 13	1 / 4	1 / 4	0 / 1	1 / 1
Totals		8	23	35			5 / 13	1 / 4	1 / 4	0 / 1	1 / 1

Team Comparison

	1st Period				2nd Period			
	Hungary		Portugal		Hungary		Portugal	
	Goals/Shots	%	Goals/Shots	%	Goals/Shots	%	Goals/Shots	%
In-flight Shots	2 / 2	100	3 / 3	100	1 / 2	50	3 / 3	100
Spin Shots	5 / 9	56	5 / 6	83	3 / 6	50	3 / 6	50
Specialist Shots	2 / 2	100	2 / 2	100	1 / 3	33	1 / 1	100
1-Point Shots			1 / 1	100			1 / 1	100
Direct Goal Shots	1 / 1	100						
6-meter Shots					0 / 1	0		
1-Point Spin Shots								



Results

Hungary 0 vs 2 Portugal

REFEREES:

Rudinsky Mario (SVK)
Mandak Boris (SVK)

1st Period: 20 - 21
2nd Period: 10 - 15

Running Score

HUN - POR

HUN - Hungary

No.	Name	Technical skills					
		Assists	Steals	Blocked Shots	Received 6m Fouls	Penalty Fouls	Turnovers
1	MARCZIKA Barnabas						
9	MELNICSUK Viktor						2
18	TOTH Benedek						2
20	SEPROS Bence						
24	FENYVESI Marcell						
26	GUBICZA Csaba	1			1		1
29	HORNYAK Bence	1					
44	SIMON Kristof						
88	MATUSZKA Balazs						1
Team							
Totals		2			1		6

1st Period

HORNYAK B.	2 : 0	
	2 : 2	FERREIRA D.
	2 : 4	SALVADOR S.
MATUSZKA B.	4 : 4	
HORNYAK B.	6 : 4	
	6 : 6	FERREIRA D.
	6 : 8	SALVADOR S.
MARCZIKA B.	8 : 8	
TOTH B.	10 : 8	
	10 : 9	SOUSA A.
HORNYAK B.	12 : 9	
	12 : 11	NEVES M.
	12 : 13	SOUSA A.
MATUSZKA B.	14 : 13	
	14 : 15	NEVES M.
MELNICSUK V.	16 : 15	
	16 : 17	SALVADOR S.
HORNYAK B.	18 : 17	
	18 : 19	FERREIRA D.
	18 : 21	SALVADOR S.
MELNICSUK V.	20 : 21	

POR - Portugal

No.	Name	Technical skills					
		Assists	Steals	Blocked Shots	Received 6m Fouls	Penalty Fouls	Turnovers
1	BRITO Nuno						
3	SOUSA Andre	10					1
5	ALMEIDA Nuno						
7	PAULO Rafael						
8	SALVADOR Salvador		1				3
9	FERREIRA Diogo	1					2
11	NEVES Miguel						
12	GONCALVES Joao						
13	SILVA Andre		1			1	
Team							
Totals		11	2			1	6

2nd Period

	0 : 2	FERREIRA D.
	0 : 4	SALVADOR S.
MELNICSUK V.	2 : 4	
	2 : 6	NEVES M.
GUBICZA C.	4 : 6	
TOTH B.	6 : 6	
GUBICZA C.	8 : 6	
	8 : 8	SALVADOR S.
	8 : 10	SOUSA A.
	8 : 12	SALVADOR S.
	8 : 14	PAULO R.
MATUSZKA B.	10 : 14	
	10 : 15	SOUSA A.

Legend:

%	Efficiency	1-Pt	1-Point-Shots	1-Pt Spin	1-Point-Spinshots	D	Disqualifications
DR	Disqualifications with Report	No.	Uniform Number	P6m	6m Penalty Shots	Spin	Spinshots
SUS	Suspension						

MATCH AND REFEREES REPORT

BEACH HANDBALL

<input checked="" type="checkbox"/>	Youth Olympics
<input type="checkbox"/>	WCh
<input type="checkbox"/>	Int. Match

<input type="checkbox"/>	Qual.Match
<input type="checkbox"/>	Qual. Tournament
<input checked="" type="checkbox"/>	Final tournament

<input checked="" type="checkbox"/>	Men
<input type="checkbox"/>	Men's J
<input type="checkbox"/>	Men's Y

<input type="checkbox"/>	Women
<input type="checkbox"/>	Women's J
<input type="checkbox"/>	Women's Y

Matchnumber

M32

A / Home Team

B / Away Team

Final Result

Spain			Croatia			
Place	Court No.	Date	Time	Spectators	TV	Report follows
Buenos Aires	2	11/10/2018	11:40			NO

2 : 0

No.	Team A	P	SUS	SUS	D	DR
3	LUIS MOSQUERA Domingo Jesus	14	17:56			
4	MARTINEZ RODRIGUEZ David	8				
6	GONZALEZ VILLEGAS Carlos	4				
7	VENEGAS RODRIGUEZ Sergio Jose	10				
8	FERRE ANDREU Pau		7:26			
9	GARCIA-CABANAS CARQUES Guillermo	2				
10	BANDERA FERNANDEZ Adrian	2				
11	PEREZ MANZANARES Sergio	12				
12	RODRIGUEZ SERRANO Pedro					
A	BAGO RASCON Pedro					
B	HERNANDEZ LOPEZ Sebastian Andres					
C	CALVILLO RODA Jose Maria					
D						
Sig. Off.	TTO					

No.	Team B	P	SUS	SUS	D	DR
1	KOLIC Borna					
3	PALAC Ivan	2				
4	BRZICA Tin	4				
5	BUDIC Mateo	8	3:32			
6	SUDAREVIC Bruno	14				
7	HANCIC Ivan Antonio	6	16:19			
9	MARUNCIC Marko	2	14:34			
11	OBRATOV Kresimir					
12	PRANJIC Marko					
A	PARADZIK Mladen					
B	MOCILAC Mario					
C						
D						
Sig. Off.	TTO				4:34	

Referees	NOC	Signature
1	ASSIS F.	BRA
2	DOS SANTOS S.	BRA

Technical Delegates	NOC	Signature
A	HEIM A.	HUN
B	SORIA J.	ARG

1st Period					
A	P	B	A	P	B
	1			23	
3	2	3	3	24	
	3			25	
6	4	6	11	26	
	5			27	
6	6	4		28	
	7			29	
7	8	7		30	
	9			31	
11	10	6		32	
	11			33	
9	12	6		34	
	13			35	
11	14	7		36	
	15			37	
7	16	6		38	
	17			39	
3	18	6		40	
	19			41	
3	20	5		42	
	21			43	
7	22			44	

2nd Period					
A	P	B	A	P	B
	1			23	
4	2	9	3	24	
	3			25	
7	4	5	10	26	
	5			27	
4	6	7		28	
	7			29	
3	8	5		30	
	9			31	
11	10	5		32	
	11			33	
4	12	6		34	
	13			35	
7	14	4		36	
	15			37	
4	16	6		38	
	17			39	
11	18			40	
	19			41	
3	20			42	
	21			43	
11	22			44	

1st Period	26 - 20	2nd Period	26 - 16
Result	1 - 0	Result	1 - 0
"Shoot-out"		Shootout	
		Result	

Team A											
N											
DG											
P											
Team B											
N											
DG											
P											

Legend:	D Disqualification	DG Direct Goal	DR Disqualification with Report	GG Golden Goal
No. Players Number	Off. Official	P Goal Points	SUS Suspension	
TO Team Timeout				



Results

Match M32
Spain 2 vs 0 Croatia
REFEREES:

 Assis Flavio (BRA)
 dos Santos Sidiney (BRA)

1st Period: 26 - 20
2nd Period: 26 - 16
ESP - Spain
Headcoach: BAGO RASCON Pedro

No.	Name	Total				Goals / Shots							Punishments		
		Points	Goals	Shots	%	1-Pt All	1-Pt Spin	Spin	In-flight	Specialist	Direct Goal	P6m	SUS	D	DR
3	LUIS MOSQUERA Domingo Jesus	14	7	9	78	0 / 1		6 / 7	1 / 1				1		
4	MARTINEZ RODRIGUEZ David	8	4	5	80			3 / 4	1 / 1						
6	GONZALEZ VILLEGAS Carlos	4	2	2	100							2 / 2			
7	VENEGAS RODRIGUEZ Sergio Jose	10	5	8	63			4 / 7	1 / 1						
8	FERRE ANDREU Pau												1		
9	GARCIA-CABANAS CARQUES Guillermo	2	1	1	100						1 / 1				
10	BANDERA FERNANDEZ Adrian	2	1	1	100			1 / 1							
11	PEREZ MANZANARES Sergio	12	6	9	67					6 / 9					
12	RODRIGUEZ SERRANO Pedro														
Totals		52	26	35	74	0 / 1		14 / 19	3 / 3	6 / 9	1 / 1	2 / 2	2		

No.	Goalkeeper	Total			Saves / Shots						
		Saves	Shots	%	1-Pt All	1-Pt Spin	Spin	In-flight	Specialist	Direct Goal	P6m
9	GARCIA-CABANAS CARQUES Guillermo	2	10	20			0 / 3	1 / 4	1 / 2		0 / 1
12	RODRIGUEZ SERRANO Pedro	8	18	44	2 / 2		4 / 8	0 / 3	1 / 2		1 / 3
Totals		10	28	36	2 / 2		4 / 11	1 / 7	2 / 4		1 / 4

CRO - Croatia
Headcoach: PARADZIK Mladen
Team time outs: 1

No.	Name	Total				Goals / Shots							Punishments		
		Points	Goals	Shots	%	1-Pt All	1-Pt Spin	Spin	In-flight	Specialist	Direct Goal	P6m	SUS	D	DR
1	KOLIC Borna														
3	PALAC Ivan	2	1	6	17			1 / 6							
4	BRZICA Tin	4	2	2	100					2 / 2					
5	BUDIC Mateo	8	4	4	100			2 / 2				2 / 2	1		
6	SUDAREVIC Bruno	14	7	9	78			1 / 1	5 / 6			1 / 2			
7	HANCIC Ivan Antonio	6	3	7	43	0 / 2		3 / 5					1		
9	MARUNCIC Marko	2	1	1	100				1 / 1				1		
11	OBRATOV Kresimir		0	3	0					0 / 3					
12	PRANJIC Marko														
Totals		36	18	32	56	0 / 2		7 / 14	6 / 7	2 / 5		3 / 4	3		

No.	Goalkeeper	Total			Saves / Shots						
		Saves	Shots	%	1-Pt All	1-Pt Spin	Spin	In-flight	Specialist	Direct Goal	P6m
1	KOLIC Borna	2	19	11	1 / 1		1 / 7	0 / 3	0 / 5	0 / 1	0 / 2
12	PRANJIC Marko	3	12	25			1 / 9		2 / 3		
Totals		5	31	16	1 / 1		2 / 16	0 / 3	2 / 8	0 / 1	0 / 2

Team Comparison

	1st Period				2nd Period			
	Spain		Croatia		Spain		Croatia	
	Goals/Shots	%	Goals/Shots	%	Goals/Shots	%	Goals/Shots	%
In-flight Shots			4 / 5	80	3 / 3	100	2 / 2	100
Spin Shots	7 / 11	64	3 / 4	75	7 / 8	88	4 / 10	40
Specialist Shots	3 / 4	75	1 / 2	50	3 / 5	60	1 / 3	33
1-Point Shots	0 / 1	0	0 / 1	0			0 / 1	0
Direct Goal Shots	1 / 1	100						
6-meter Shots	2 / 2	100	2 / 3	67			1 / 1	100
1-Point Spin Shots								



Results

Spain 2 vs 0 Croatia

REFEREES:

Assis Flavio (BRA)
dos Santos Sidiney (BRA)

1st Period: 26 - 20
2nd Period: 26 - 16

Running Score

ESP - CRO

ESP - Spain

No.	Name	Technical skills					
		Assists	Steals	Blocked Shots	Received 6m Fouls	Penalty Fouls	Turnovers
3	LUIS MOSQUERA Domingo Jesus	4			1	1	
4	MARTINEZ RODRIGUEZ David	2					1
6	GONZALEZ VILLEGAS Carlos					2	
7	VENEGAS RODRIGUEZ Sergio Jose	1					
8	FERRE ANDREU Pau			3		1	
9	GARCIA-CABANAS CARQUES Guillermo						
10	BANDERA FERNANDEZ Adrian						1
11	PEREZ MANZANARES Sergio	1			1		2
12	RODRIGUEZ SERRANO Pedro						
Team							
Totals		8		3	2	4	4

1st Period	
LUIS MOSQUERA D.	2 : 0
	2 : 2 PALAC I.
	2 : 4 SUDAREVIC B.
	4 : 4
GONZALEZ VILLEGAS C.	4 : 4
GONZALEZ VILLEGAS C.	6 : 4
VENEGAS RODRIGUEZ S.	8 : 4
PEREZ MANZANARES S.	10 : 4
	10 : 6 BRZICA T.
GARCIA-CABANAS CARQUES G.	12 : 6
	12 : 8 HANCIC I.
PEREZ MANZANARES S.	14 : 8
	14 : 10 SUDAREVIC B.
VENEGAS RODRIGUEZ S.	16 : 10
LUIS MOSQUERA D.	18 : 10
	18 : 12 SUDAREVIC B.
	18 : 14 HANCIC I.
LUIS MOSQUERA D.	20 : 14
	20 : 16 SUDAREVIC B.
VENEGAS RODRIGUEZ S.	22 : 16
	22 : 18 SUDAREVIC B.
LUIS MOSQUERA D.	24 : 18
	24 : 20 BUDIC M.
PEREZ MANZANARES S.	26 : 20

CRO - Croatia

No.	Name	Technical skills					
		Assists	Steals	Blocked Shots	Received 6m Fouls	Penalty Fouls	Turnovers
1	KOLIC Borna						
3	PALAC Ivan	7			2		2
4	BRZICA Tin						1
5	BUDIC Mateo	3				2	
6	SUDAREVIC Bruno	1					1
7	HANCIC Ivan Antonio	2			2		
9	MARUNCIC Marko		1				
11	OBRATOV Kresimir						
12	PRANJIC Marko						
Team							
Totals		13	1		4	2	4

2nd Period	
	0 : 2 MARUNCIC M.
MARTINEZ RODRIGUEZ D.	2 : 2
	2 : 4 BUDIC M.
VENEGAS RODRIGUEZ S.	4 : 4
MARTINEZ RODRIGUEZ D.	6 : 4
	6 : 6 HANCIC I.
LUIS MOSQUERA D.	8 : 6
	8 : 8 BUDIC M.
PEREZ MANZANARES S.	10 : 8
MARTINEZ RODRIGUEZ D.	12 : 8
VENEGAS RODRIGUEZ S.	14 : 8
MARTINEZ RODRIGUEZ D.	16 : 8
PEREZ MANZANARES S.	18 : 8
LUIS MOSQUERA D.	20 : 8
PEREZ MANZANARES S.	22 : 8
LUIS MOSQUERA D.	24 : 8
	24 : 10 BUDIC M.
	24 : 12 SUDAREVIC B.
	24 : 14 BRZICA T.
	24 : 16 SUDAREVIC B.
BANDERA FERNANDEZ A.	26 : 16

Legend:	Efficiency	1-Pt	1-Point-Shots	1-Pt Spin	1-Point-Spinshots	D	Disqualifications
%	Disqualifications with Report	No.	Uniform Number	P6m	6m Penalty Shots	Spin	Spinshots
DR							
SUS	Suspension						

MATCH AND REFEREES REPORT

BEACH HANDBALL

<input checked="" type="checkbox"/>	Youth Olympics
<input type="checkbox"/>	WCh
<input type="checkbox"/>	Int. Match

<input type="checkbox"/>	Qual.Match
<input type="checkbox"/>	Qual. Tournament
<input checked="" type="checkbox"/>	Final tournament

<input checked="" type="checkbox"/>	Men
<input type="checkbox"/>	Men's J
<input type="checkbox"/>	Men's Y

<input type="checkbox"/>	Women
<input type="checkbox"/>	Women's J
<input type="checkbox"/>	Women's Y

Matchnumber

M33

A / Home Team

B / Away Team

Final Result

Thailand			Argentina			
Place	Court No.	Date	Time	Spectators	TV	Report follows
Buenos Aires	Central	11/10/2018	12:30			NO

2 : 1

No.	Team A	P	SUS	SUS	D	DR
1	SEELUENG Kanokpon	2				
4	YAIMUEANG Jeerapong					
6	WAENWISET Surasak	8	9:20			
7	RUKSAWONG Kittipong	10				
8	SRINAMKHAM Passakorn	8				
9	SINSUWAN Chaiwat	2				
10	KANNARONG Open	20				
13	WATTANASIRI Siriwong	2				
17	PRATHUMMANG Jakkapat	6				
A	KANNARONG Surakhom					
B	IAMPHUCHUAI Sanit					
C						
D						
Sig. Off.	TTO		8:45		6:56	

No.	Team B	P	SUS	SUS	D	DR
1	BAPTISTA Nahuel	25				
2	BASUALDO Jose		6:30	10:48	10:48	
3	DAUDINOT Francisco	6				
4	DIEGUEZ Nicolas	9				
6	GOUX Elian Jesus	6				
7	MILLET Nicolas		9:47			
8	NOVILLO Alejo					
9	PAEZ ALARCON Tomas	4				
12	SANTOS Julian	8				
A	ZEBALLOS Daniel					
B	GRAMCKO Marcelo					
C	BOIMAN Gaston					
D						
Sig. Off.	TTO		9:55		9:55	

1st Period					
A	P	B	A	P	B
	1	1		23	
10	2			24	
	3	4		25	
10	4			26	
	5	1		27	
1	6			28	
	7	4		29	
9	8			30	
	9	3		31	
10	10			32	
	11	1		33	
10	12			34	
	13	12		35	
10	14			36	
	15	1		37	
6	16			38	
	17	1		39	
6	18			40	
	19	1		41	
10	20			42	
	21			43	
	22			44	

2nd Period					
A	P	B	A	P	B
	1			23	
10	2	6		24	
	3			25	
8	4	6		26	
	5			27	
7	6	6		28	
	7			29	
7	8	1		30	
	9			31	
13	10	1		32	
	11			33	
6	12	12		34	
	13			35	
11	14	1		36	
	15	4		37	
	16			38	
	17			39	
	18			40	
	19			41	
	20			42	
	21			43	
	22			44	

1st Period	20 - 19	2nd Period	14 - 15
Result	1 - 0	Result	0 - 1
"Shoot-out"		Shootout	26 - 24
		Result	1 - 0

Referees	NOC	Signature
1 GOMER M.	SWE	
2 GOMER J.	SWE	

Technical Delegates	NOC	Signature
A SABOVIK I.	SVK	
B PERKINS G.	USA	

Team A										
N	10 7	8 17	6 10	8 7	6 17	10	8	6	7	17
DG					10 -					
P	2	2	2	2	2	/	2	/	2	2
26										
Team B										
N	1 3	4 12	9 1	3 4	12 9	12	1	4	3	9
DG				1 -						
P	2	2	2	2	2	/	2	/	2	/
24										

Legend:	D Disqualification	DG Direct Goal	DR Disqualification with Report	GG Golden Goal
No. Players Number	Off. Official	P Goal Points	SUS Suspension	
TO Team Timeout				



Results

Match M33
Thailand 2 vs 1 Argentina
REFEREES:

 Gomer Martin (SWE)
 Gomer Johan (SWE)

1st Period: 20 - 19
2nd Period: 14 - 15
Shootout: 26 - 24
THA - Thailand

Headcoach: KANNARONG Surakhom

Team time outs: 2

No.	Name	Total				Goals / Shots							Punishments		
		Points	Goals	Shots	%	1-Pt All	1-Pt Spin	Spin	In-flight	Specialist	Direct Goal	P6m	SUS	D	DR
1	SEELUENG Kanokpon	2	1	1	100					1 / 1					
4	YAIMUEANG Jeerapong														
6	WAENWISSET Surasak	8	4	9	44			2 / 6		1 / 2		1 / 1	1		
7	RUKSAWONG Kittipong	10	5	7	71			5 / 6	0 / 1						
8	SRINAMKHAM Passakorn	8	4	6	67			4 / 6							
9	SINSUWAN Chaiwat	2	1	2	50				1 / 1			0 / 1			
10	KANNARONG Open	20	10	13	77			2 / 3		7 / 9	1 / 1				
13	WATTANASIRI Siriwong	2	1	1	100					1 / 1					
17	PRATHUMMANG Jakkapat	6	3	4	75			3 / 4							
Totals		60	30	44	68			17 / 26	1 / 2	10 / 13	1 / 1	1 / 2	1		

No.	Goalkeeper	Total			Saves / Shots						
		Saves	Shots	%	1-Pt All	1-Pt Spin	Spin	In-flight	Specialist	Direct Goal	P6m
1	SEELUENG Kanokpon	7	21	33	0 / 1		3 / 10	2 / 6	2 / 3		0 / 1
10	KANNARONG Open	6	20	30	2 / 2		2 / 13	1 / 3	1 / 1	0 / 1	
Totals		13	43	30	2 / 4	0 / 1	5 / 24	3 / 9	3 / 4	0 / 1	0 / 1

ARG - Argentina

Headcoach: ZEBALLOS Daniel

Team time outs: 2

No.	Name	Total				Goals / Shots							Punishments		
		Points	Goals	Shots	%	1-Pt All	1-Pt Spin	Spin	In-flight	Specialist	Direct Goal	P6m	SUS	D	DR
1	BAPTISTA Nahuel	25	13	14	93	1 / 1	1 / 1	8 / 9	3 / 3		1 / 1				
2	BASUALDO Jose												2	1	
3	DAUDINOT Francisco	6	3	6	50			1 / 1	1 / 1	1 / 4					
4	DIEGUEZ Nicolas	9	5	10	50	1 / 2		3 / 6	1 / 2						
6	GOUX Elian Jesus	6	3	6	50			3 / 4	0 / 2						
7	MILLET Nicolas												1		
8	NOVILLO Alejo														
9	PAEZ ALARCON Tomas	4	2	3	67			2 / 3							
12	SANTOS Julian	8	4	6	67	0 / 1		2 / 2	1 / 2			1 / 1			
Totals		58	30	45	67	2 / 4	1 / 1	19 / 25	6 / 10	1 / 4	1 / 1	1 / 1	3	1	

No.	Goalkeeper	Total			Saves / Shots						
		Saves	Shots	%	1-Pt All	1-Pt Spin	Spin	In-flight	Specialist	Direct Goal	P6m
6	GOUX Elian Jesus	1	7	14			1 / 6			0 / 1	
8	NOVILLO Alejo	8	26	31			6 / 13	1 / 2	1 / 10		0 / 1
9	PAEZ ALARCON Tomas	1	6	17			1 / 6				
Totals		10	40	25			8 / 25	1 / 2	1 / 11	0 / 1	0 / 1

Team Comparison

	1st Period				2nd Period			
	Thailand		Argentina		Thailand		Argentina	
	Goals/Shots	%	Goals/Shots	%	Goals/Shots	%	Goals/Shots	%
In-flight Shots	1 / 1	100	3 / 4	75	0 / 1	0	2 / 5	40
Spin Shots	1 / 4	25	4 / 7	57	4 / 8	50	5 / 7	71
Specialist Shots	7 / 8	88	1 / 2	50	3 / 5	60	0 / 2	0
1-Point Shots			1 / 1	100			1 / 1	100
Direct Goal Shots								
6-meter Shots	1 / 1	100	1 / 1	100	0 / 1	0		
1-Point Spin Shots			1 / 1	100				



Results

Thailand 2 vs 1 Argentina

REFEREES:

Gomer Martin (SWE)
Gomer Johan (SWE)

1st Period: 20 - 19

2nd Period: 14 - 15

Shootout: 26 - 24

THA - Thailand

No.	Name	Technical skills					
		Assists	Steals	Blocked Shots	Received 6m Fouls	Penalty Fouls	Turnovers
1	SEELUENG Kanokpon						
4	YAIMUEANG Jeerapong						
6	WAENWISET Surasak	4			1		
7	RUKSAWONG Kittipong						
8	SRINAMKHAM Passakorn	1					2
9	SINSUWAN Chaiwat	1					2
10	KANNARONG Open						2
13	WATTHANASIRI Siriwong						
17	PRATHUMMANG Jakkapat			1		1	
Team							2
Totals		6		1	1	1	8

ARG - Argentina

No.	Name	Technical skills					
		Assists	Steals	Blocked Shots	Received 6m Fouls	Penalty Fouls	Turnovers
1	BAPTISTA Nahuel						2
2	BASUALDO Jose					2	
3	DAUDINOT Francisco						1
4	DIEGUEZ Nicolas	1			1		1
6	GOUX Elian Jesus		1				
7	MILLET Nicolas						
8	NOVILLO Alejo						1
9	PAEZ ALARCON Tomas	1					
12	SANTOS Julian	5					
Team							
Totals		7	1		1	2	5

Running Score

THA - ARG

1st Period

KANNARONG O.	2 : 0	
	2 : 1	BAPTISTA N.
KANNARONG O.	4 : 1	
	4 : 3	DIEGUEZ N.
	4 : 5	BAPTISTA N.
SEELUENG K.	6 : 5	
	6 : 7	DIEGUEZ N.
SINSUWAN C.	8 : 7	
	8 : 9	DAUDINOT F.
KANNARONG O.	10 : 9	
	10 : 11	BAPTISTA N.
KANNARONG O.	12 : 11	
KANNARONG O.	14 : 11	
WAENWISET S.	16 : 11	
	16 : 13	SANTOS J.
WAENWISET S.	18 : 13	
	18 : 15	BAPTISTA N.
	18 : 17	BAPTISTA N.
	18 : 19	BAPTISTA N.
KANNARONG O.	20 : 19	

2nd Period

	0 : 2	GOUX E.
	0 : 4	GOUX E.
KANNARONG O.	2 : 4	
SRINAMKHAM P.	4 : 4	
	4 : 6	GOUX E.
RUKSAWONG K.	6 : 6	
	6 : 8	BAPTISTA N.
	6 : 10	BAPTISTA N.
RUKSAWONG K.	8 : 10	
	8 : 12	SANTOS J.
WATTHANASIRI S.	10 : 12	
	10 : 14	BAPTISTA N.
	10 : 15	DIEGUEZ N.
WAENWISET S.	12 : 15	
	14 : 15	

Shootout

KANNARONG O.	2 : 0	
	2 : 2	BAPTISTA N.
RUKSAWONG K.	4 : 2	
	4 : 4	DAUDINOT F.
SRINAMKHAM P.	6 : 4	
	6 : 6	DIEGUEZ N.
PRATHUMMANG J.	8 : 6	
	8 : 8	SANTOS J.
WAENWISET S.	10 : 8	
	10 : 10	PAEZ ALARCON T.
	10 : 12	BAPTISTA N.
KANNARONG O.	12 : 12	
	12 : 14	BAPTISTA N.
SRINAMKHAM P.	14 : 14	
	14 : 16	DIEGUEZ N.
RUKSAWONG K.	16 : 16	
	16 : 18	SANTOS J.
KANNARONG O.	18 : 18	
	18 : 20	PAEZ ALARCON T.
PRATHUMMANG J.	20 : 20	
SRINAMKHAM P.	22 : 20	
	22 : 22	BAPTISTA N.
RUKSAWONG K.	24 : 22	
	24 : 24	DAUDINOT F.
PRATHUMMANG J.	26 : 24	

Legend:

%	Efficiency	1-Pt	1-Point-Shots	1-Pt Spin	1-Point-Spinshots
DR	Disqualifications with Report	No.	Uniform Number	P6m	6m Penalty Shots
SUS	Suspension				

D Spin Disqualifications Spinshots

MATCH AND REFEREES REPORT

BEACH HANDBALL

<input checked="" type="checkbox"/>	Youth Olympics
<input type="checkbox"/>	WCh
<input type="checkbox"/>	Int. Match

<input type="checkbox"/>	Qual.Match
<input type="checkbox"/>	Qual. Tournament
<input checked="" type="checkbox"/>	Final tournament

<input checked="" type="checkbox"/>	Men
<input type="checkbox"/>	Men's J
<input type="checkbox"/>	Men's Y

<input type="checkbox"/>	Women
<input type="checkbox"/>	Women's J
<input type="checkbox"/>	Women's Y

Matchnumber

M34

A / Home Team

B / Away Team

Final Result

Hungary			Croatia			
Place	Court No.	Date	Time	Spectators	TV	Report follows
Buenos Aires	Central	11/10/2018	16:10			NO

0 : 2

No.	Team A	P	SUS	SUS	D	DR
1	MARCZIKA Barnabas					
9	MELNICSUK Viktor	10				
18	TOTH Benedek	2				
20	SEPROS Bence					
24	FENYVESI Marcell		2:09			
26	GUBICZA Csaba	8				
29	HORNYAK Bence	8				
44	SIMON Kristof		7:47			
88	MATUSZKA Balazs	6				
A	PENSZKI Gergely					
B	TUBA-KOVACS Ervin					
C						
D						
Sig. Off.	TTO		2:14		2:30	

No.	Team B	P	SUS	SUS	D	DR
1	KOLIC Borna					
3	PALAC Ivan	10	5:12			
4	BRZICA Tin					
5	BUDIC Mateo	9	18:29			
6	SUDAREVIC Bruno	18				
7	HANCIC Ivan Antonio	5	1:47	18:58	18:58	
9	MARUNCIC Marko					
11	OBRATOV Kresimir					
12	PRANJIC Marko					
A	PARADZIK Mladen					
B	MOCILAC Mario					
C						
D						
Sig. Off.	TTO		9:45		9:41	

Referees	NOC	Signature
1	GOMER M.	SWE
2	GOMER J.	SWE

Technical Delegates	NOC	Signature
A	WESTHAUSLER D.	GER
B	SABOVIK I.	SVK

1st Period					
A	P	B	A	P	B
	1			23	
9	2	7		24	
	3			25	
29	4	6		26	
	5			27	
9	6	7		28	
	7			29	
9	8	6		30	
	9			31	
26	10	6		32	
	11			33	
26	12	5		34	
	13			35	
26	14	6		36	
	15	7		37	
88	16			38	
	17	3		39	
	18			40	
	19	6		41	
	20	6		42	
	21	6		43	
	22			44	

2nd Period					
A	P	B	A	P	B
	1			23	
88	2	3		24	
	3			25	
29	4	6		26	
	5			27	
9	6	6		28	
	7			29	
9	8	5		30	
	9			31	
29	10	5		32	
	11			33	
88	12	3		34	
	13			35	
26	14	3		36	
	15			37	
29	16	3		38	
	17			39	
18	18	6		40	
	19			41	
	20	5		42	
	21	5		43	
	22			44	

1st Period	16 - 21	2nd Period	18 - 21
Result	0 - 1	Result	0 - 1
"Shoot-out"		Shootout	
		Result	

Team A

N									
DG									
P									

Team B

N									
DG									
P									

Legend:
D Disqualification **DG** Direct Goal
No. Disqualification with Report **DR** Disqualification with Report
TO Team Timeout **Off.** Official **P** Goal Points **GG** Golden Goal
SUS Suspension



Results

Match M34
Hungary 0 vs 2 Croatia
REFEREES:

Gomer Martin (SWE)

Gomer Johan (SWE)

1st Period: 16 - 21
2nd Period: 18 - 21
HUN - Hungary
Headcoach: PENSZKI Gergely
Team time outs: 2

No.	Name	Total				Goals / Shots							Punishments		
		Points	Goals	Shots	%	1-Pt All	1-Pt Spin	Spin	In-flight	Specialist	Direct Goal	P6m	SUS	D	DR
1	MARCZIKA Barnabas														
9	MELNICSUK Viktor	10	5	6	83			1 / 1		4 / 5					
18	TOTH Benedek	2	1	3	33			1 / 2	0 / 1						
20	SEPROS Bence														
24	FENYVESI Marcell												1		
26	GUBICZA Csaba	8	4	12	33			3 / 10				1 / 2			
29	HORNYAK Bence	8	4	9	44			3 / 7				1 / 2			
44	SIMON Kristof												1		
88	MATUSZKA Balazs	6	3	5	60			3 / 5							
Totals		34	17	35	49			11 / 25	0 / 1	4 / 5		2 / 4	2		

No.	Goalkeeper	Total			Saves / Shots						
		Saves	Shots	%	1-Pt All	1-Pt Spin	Spin	In-flight	Specialist	Direct Goal	P6m
1	MARCZIKA Barnabas	3	17	18	2 / 4		1 / 10	0 / 2			0 / 1
20	SEPROS Bence	2	11	18	0 / 2		2 / 7	0 / 1			0 / 1
Totals		5	28	18	2 / 6		3 / 17	0 / 3			0 / 2

CRO - Croatia
Headcoach: PARADZIK Mladen
Team time outs: 2

No.	Name	Total				Goals / Shots							Punishments		
		Points	Goals	Shots	%	1-Pt All	1-Pt Spin	Spin	In-flight	Specialist	Direct Goal	P6m	SUS	D	DR
1	KOLIC Borna														
3	PALAC Ivan	10	5	6	83			4 / 5	1 / 1				1		
4	BRZICA Tin														
5	BUDIC Mateo	9	5	8	63	1 / 3		4 / 5					1		
6	SUDAREVIC Bruno	18	10	11	91	2 / 2		4 / 5	2 / 2			2 / 2			
7	HANCIC Ivan Antonio	5	3	5	60	1 / 1		2 / 4					2	1	
9	MARUNCIC Marko														
11	OBRATOV Kresimir														
12	PRANJIC Marko														
Totals		42	23	30	77	4 / 6		14 / 19	3 / 3			2 / 2	4	1	

No.	Goalkeeper	Total			Saves / Shots						
		Saves	Shots	%	1-Pt All	1-Pt Spin	Spin	In-flight	Specialist	Direct Goal	P6m
1	KOLIC Borna	8	25	32			5 / 16	1 / 1	1 / 5		1 / 3
12	PRANJIC Marko										
Totals		8	25	32			5 / 16	1 / 1	1 / 5		1 / 3

Team Comparison

	1st Period				2nd Period			
	Hungary		Croatia		Hungary		Croatia	
	Goals/Shots	%	Goals/Shots	%	Goals/Shots	%	Goals/Shots	%
In-flight Shots	0 / 1	0					3 / 3	100
Spin Shots	6 / 15	40	7 / 11	64	5 / 10	50	7 / 8	88
Specialist Shots	2 / 2	100			2 / 3	67		
1-Point Shots			3 / 3	100			1 / 3	33
Direct Goal Shots								
6-meter Shots	0 / 1	0	2 / 2	100	2 / 3	67		
1-Point Spin Shots								



Results

Hungary 0 vs 2 Croatia

REFEREES:

Gomer Martin (SWE)
Gomer Johan (SWE)

1st Period: 16 - 21

2nd Period: 18 - 21

Running Score

HUN - CRO

HUN - Hungary

No.	Name	Technical skills					
		Assists	Steals	Blocked Shots	Received 6m Fouls	Penalty Fouls	Turnovers
1	MARCIKA Barnabas						
9	MELNICSUK Viktor						
18	TOTH Benedek	1			2		
20	SEPROS Bence						
24	FENYVESI Marcell		1			2	
26	GUBICZA Csaba	2					
29	HORNYAK Bence				1		2
44	SIMON Kristof						
88	MATUSZKA Balazs	1			1		2
Team							
Totals		4	1		4	2	4

1st Period

0 : 2 HANCIC I.
0 : 4 SUDAREVIC B.
0 : 6 HANCIC I.
0 : 8 SUDAREVIC B.
MELNICSUK V. 2 : 8
2 : 10 SUDAREVIC B.
HORNYAK B. 4 : 10
4 : 12 BUDIC M.
MELNICSUK V. 6 : 12
6 : 14 SUDAREVIC B.
6 : 15 HANCIC I.
MELNICSUK V. 8 : 15
GUBICZA C. 10 : 15
GUBICZA C. 12 : 15
12 : 17 PALAC I.
GUBICZA C. 14 : 17
MATUSZKA B. 16 : 17
16 : 19 SUDAREVIC B.
16 : 20 SUDAREVIC B.
16 : 21 SUDAREVIC B.

CRO - Croatia

No.	Name	Technical skills					
		Assists	Steals	Blocked Shots	Received 6m Fouls	Penalty Fouls	Turnovers
1	KOLIC Borna						
3	PALAC Ivan	2					
4	BRZICA Tin	1			1		1
5	BUDIC Mateo	3		2		2	2
6	SUDAREVIC Bruno						1
7	HANCIC Ivan Antonio	2	1		1	2	1
9	MARUNCIC Marko			3			
11	OBRATOV Kresimir						
12	PRANJIC Marko						
Team							
Totals		8	1	5	2	4	5

2nd Period

0 : 2 PALAC I.
MATUSZKA B. 2 : 2
2 : 4 SUDAREVIC B.
2 : 6 SUDAREVIC B.
2 : 8 BUDIC M.
2 : 10 BUDIC M.
HORNYAK B. 4 : 10
4 : 12 PALAC I.
4 : 14 PALAC I.
MELNICSUK V. 6 : 14
MELNICSUK V. 8 : 14
8 : 16 PALAC I.
HORNYAK B. 10 : 16
10 : 18 SUDAREVIC B.
MATUSZKA B. 12 : 18
12 : 20 BUDIC M.
GUBICZA C. 14 : 20
HORNYAK B. 16 : 20
16 : 21 BUDIC M.
TOT B. 18 : 21

Legend:

%	Efficiency	1-Pt	1-Point-Shots	1-Pt Spin	1-Point-Spinshots	D	Disqualifications
DR	Disqualifications with Report	No.	Uniform Number	P6m	6m Penalty Shots	Spin	Spinshots
SUS	Suspension						

MATCH AND REFEREES REPORT

BEACH HANDBALL

<input checked="" type="checkbox"/>	Youth Olympics
<input type="checkbox"/>	WCh
<input type="checkbox"/>	Int. Match

<input type="checkbox"/>	Qual.Match
<input type="checkbox"/>	Qual. Tournament
<input checked="" type="checkbox"/>	Final tournament

<input checked="" type="checkbox"/>	Men
<input type="checkbox"/>	Men's J
<input type="checkbox"/>	Men's Y

<input type="checkbox"/>	Women
<input type="checkbox"/>	Women's J
<input type="checkbox"/>	Women's Y

Matchnumber

M35

A / Home Team

B / Away Team

Final Result

Spain			Argentina			
Place	Court No.	Date	Time	Spectators	TV	Report follows
Buenos Aires	Central	11/10/2018	17:00			NO

2 : 0

No.	Team A	P	SUS	SUS	D	DR
3	LUIS MOSQUERA Domingo Jesus	10				
4	MARTINEZ RODRIGUEZ David	4				
6	GONZALEZ VILLEGAS Carlos		13:26			
7	VENEGAS RODRIGUEZ Sergio Jose	8				
8	FERRE ANDREU Pau		3:53			
9	GARCIA-CABANAS CARQUES Guillermo	2				
10	BANDERA FERNANDEZ Adrian					
11	PEREZ MANZANARES Sergio	17				
12	RODRIGUEZ SERRANO Pedro					
A	BAGO RASCON Pedro					
B	HERNANDEZ LOPEZ Sebastian Andres					
C	CALVILLO RODA Jose Maria					
D						
Sig. Off.	TTO				6:08	

No.	Team B	P	SUS	SUS	D	DR
1	BAPTISTA Nahuel	16				
2	BASUALDO Jose		0:18			
3	DAUDINOT Francisco	10				
4	DIEGUEZ Nicolas	8				
6	GOUX Elian Jesus					
7	MILLET Nicolas					
8	NOVILLO Alejo					
9	PAEZ ALARCON Tomas					
12	SANTOS Julian	4				
A	ZEBALLOS Daniel					
B	GRAMCKO Marcelo					
C	BOIMAN Gaston					
D						
Sig. Off.	TTO				9:56	

1st Period					
A	P	B	A	P	B
	1			23	
11	2	1		24	
	3			25	
3	4	1		26	
	5			27	
11	6	1		28	
	7			29	
7	8	3		30	
	9			31	
4	10	4		32	
	11			33	
3	12	1		34	
	13			35	
3	14	3		36	
	15			37	
11	16	1		38	
	17			39	
3	18	1		40	
	19			41	
11	20			42	
	21			43	
	22			44	

2nd Period					
A	P	B	A	P	B
	1			23	
11	2	1		24	
	3			25	
11	4	3		26	
	5			27	
7	6	12		28	
	7			29	
7	8	4		30	
	9			31	
11	10	4		32	
	11			33	
11	12	1		34	
	13			35	
9	14	12		36	
	15			37	
3	16	4		38	
	17			39	
7	18	3		40	
	19			41	
4	20	3		42	
11	21			43	
	22			44	

1st Period	20 - 18	2nd Period	21 - 20
Result	1 - 0	Result	1 - 0
"Shoot-out"		Shootout	
		Result	

Referees	NOC	Signature
1	RUDINSKY M.	SVK
2	MANDAK B.	SVK

Technical Delegates	NOC	Signature
A	KAVCIC M.	SLO
B	BESLIJA E.	MNE

Team A	N								
	DG								
	P								
Team B	N								
	DG								
	P								

Legend:	D Disqualification	DG Direct Goal	DR Disqualification with Report	GG Golden Goal
No. Players Number	Off. Official	P Goal Points	SUS Suspension	
TO Team Timeout				



Results

Match M35
Spain 2 vs 0 Argentina
REFEREES:

 Rudinsky Mario (SVK)
 Mandak Boris (SVK)

1st Period: 20 - 18
2nd Period: 21 - 20
ESP - Spain

Headcoach: BAGO RASCON Pedro

Team time outs: 1

No.	Name	Total				Goals / Shots							Punishments		
		Points	Goals	Shots	%	1-Pt All	1-Pt Spin	Spin	In-flight	Specialist	Direct Goal	P6m	SUS	D	DR
3	LUIS MOSQUERA Domingo Jesus	10	5	10	50			3 / 8	1 / 1	1 / 1					
4	MARTINEZ RODRIGUEZ David	4	2	2	100				2 / 2						
6	GONZALEZ VILLEGAS Carlos												1		
7	VENEGAS RODRIGUEZ Sergio Jose	8	4	8	50			3 / 7	1 / 1						
8	FERRE ANDREU Pau												1		
9	GARCIA-CABANAS CARQUES Guillermo	2	1	1	100						1 / 1				
10	BANDERA FERNANDEZ Adrian														
11	PEREZ MANZANARES Sergio	17	9	11	82	1 / 1		2 / 2		6 / 8					
12	RODRIGUEZ SERRANO Pedro														
Totals		41	21	32	66	1 / 1		8 / 17	4 / 4	7 / 9	1 / 1		2		

No.	Goalkeeper	Total			Saves / Shots						
		Saves	Shots	%	1-Pt All	1-Pt Spin	Spin	In-flight	Specialist	Direct Goal	P6m
9	GARCIA-CABANAS CARQUES Guillermo	1	10	10			0 / 2	0 / 3	1 / 4		0 / 1
11	PEREZ MANZANARES Sergio	0	1	0				0 / 1			
12	RODRIGUEZ SERRANO Pedro	2	11	18			1 / 6	0 / 2	1 / 3		
Totals		3	22	14			1 / 8	0 / 6	2 / 7		0 / 1

ARG - Argentina

Headcoach: ZEBALLOS Daniel

Team time outs: 1

No.	Name	Total				Goals / Shots							Punishments		
		Points	Goals	Shots	%	1-Pt All	1-Pt Spin	Spin	In-flight	Specialist	Direct Goal	P6m	SUS	D	DR
1	BAPTISTA Nahuel	16	8	9	89			6 / 6	2 / 3						
2	BASUALDO Jose		0	1	0			0 / 1					1		
3	DAUDINOT Francisco	10	5	7	71					5 / 7					
4	DIEGUEZ Nicolas	8	4	5	80			0 / 1	4 / 4						
6	GOUX Elian Jesus														
7	MILLET Nicolas														
8	NOVILLO Alejo														
9	PAEZ ALARCON Tomas		0	1	0			0 / 1							
12	SANTOS Julian	4	2	4	50			1 / 2	0 / 1			1 / 1			
Totals		38	19	27	70			7 / 11	6 / 8	5 / 7		1 / 1	1		

No.	Goalkeeper	Total			Saves / Shots						
		Saves	Shots	%	1-Pt All	1-Pt Spin	Spin	In-flight	Specialist	Direct Goal	P6m
8	NOVILLO Alejo	6	27	22	0 / 1		4 / 12	0 / 4	2 / 9	0 / 1	
Totals		6	27	22	0 / 1		4 / 12	0 / 4	2 / 9	0 / 1	

Team Comparison

	1st Period				2nd Period			
	Spain		Argentina		Spain		Argentina	
	Goals/Shots	%	Goals/Shots	%	Goals/Shots	%	Goals/Shots	%
In-flight Shots	2 / 2	100	2 / 3	67	2 / 2	100	4 / 5	80
Spin Shots	4 / 9	44	5 / 7	71	4 / 8	50	2 / 4	50
Specialist Shots	4 / 5	80	2 / 3	67	3 / 4	75	3 / 4	75
1-Point Shots					1 / 1	100		
Direct Goal Shots					1 / 1	100		
6-meter Shots							1 / 1	100
1-Point Spin Shots								



Results

Spain 2 vs 0 Argentina

REFEREES:

Rudinsky Mario (SVK)
Mandak Boris (SVK)

1st Period: 20 - 18

2nd Period: 21 - 20

Running Score

ESP - ARG

ESP - Spain

No.	Name	Technical skills					
		Assists	Steals	Blocked Shots	Received 6m Fouls	Penalty Fouls	Turnovers
3	LUIS MOSQUERA Domingo Jesus						1
4	MARTINEZ RODRIGUEZ David	1					
6	GONZALEZ VILLEGAS Carlos	1				1	
7	VENEGAS RODRIGUEZ Sergio Jose						2
8	FERRE ANDREU Pau						
9	GARCIA-CABANAS CARQUES Guillermo						
10	BANDERA FERNANDEZ Adrian						1
11	PEREZ MANZANARES Sergio	1					1
12	RODRIGUEZ SERRANO Pedro						
Team							
Totals		3				1	5

1st Period

PEREZ MANZANARES S.	2 : 0	BAPTISTA N.
LUIS MOSQUERA D.	4 : 2	
PEREZ MANZANARES S.	6 : 2	
VENEGAS RODRIGUEZ S.	8 : 2	
MARTINEZ RODRIGUEZ D.	8 : 4	BAPTISTA N.
	10 : 4	
	10 : 6	BAPTISTA N.
	10 : 8	DAUDINOT F.
	10 : 10	DIEGUEZ N.
LUIS MOSQUERA D.	12 : 10	
LUIS MOSQUERA D.	14 : 10	
	14 : 12	BAPTISTA N.
PEREZ MANZANARES S.	16 : 12	
	16 : 14	DAUDINOT F.
LUIS MOSQUERA D.	18 : 14	
	18 : 16	BAPTISTA N.
PEREZ MANZANARES S.	20 : 16	
	20 : 18	BAPTISTA N.

ARG - Argentina

No.	Name	Technical skills					
		Assists	Steals	Blocked Shots	Received 6m Fouls	Penalty Fouls	Turnovers
1	BAPTISTA Nahuel	1			1		2
2	BASUALDO Jose						1
3	DAUDINOT Francisco						1
4	DIEGUEZ Nicolas						2
6	GOUX Elian Jesus		1				
7	MILLET Nicolas						
8	NOVILLO Alejo						
9	PAEZ ALARCON Tomas						
12	SANTOS Julian	2					
Team							
Totals		3	1		1		6

2nd Period

	0 : 2	BAPTISTA N.
PEREZ MANZANARES S.	2 : 2	
PEREZ MANZANARES S.	4 : 2	
	4 : 4	DAUDINOT F.
VENEGAS RODRIGUEZ S.	6 : 4	
	6 : 6	SANTOS J.
	6 : 8	DIEGUEZ N.
	6 : 10	DIEGUEZ N.
VENEGAS RODRIGUEZ S.	8 : 10	
	8 : 12	BAPTISTA N.
	8 : 14	SANTOS J.
PEREZ MANZANARES S.	10 : 14	
	10 : 16	DIEGUEZ N.
PEREZ MANZANARES S.	12 : 16	
	12 : 18	DAUDINOT F.
GARCIA-CABANAS CARQUES G.	14 : 18	
	14 : 20	DAUDINOT F.
LUIS MOSQUERA D.	16 : 20	
VENEGAS RODRIGUEZ S.	18 : 20	
MARTINEZ RODRIGUEZ D.	20 : 20	
PEREZ MANZANARES S.	21 : 20	

Legend:

%	Efficiency	1-Pt	1-Point-Shots	1-Pt Spin	1-Point-Spinshots	D	Disqualifications
DR	Disqualifications with Report	No.	Uniform Number	P6m	6m Penalty Shots	Spin	Spinshots
SUS	Suspension						

MATCH AND REFEREES REPORT

BEACH HANDBALL

<input checked="" type="checkbox"/>	Youth Olympics
<input type="checkbox"/>	WCh
<input type="checkbox"/>	Int. Match

<input type="checkbox"/>	Qual.Match
<input type="checkbox"/>	Qual. Tournament
<input checked="" type="checkbox"/>	Final tournament

<input checked="" type="checkbox"/>	Men
<input type="checkbox"/>	Men's J
<input type="checkbox"/>	Men's Y

<input type="checkbox"/>	Women
<input type="checkbox"/>	Women's J
<input type="checkbox"/>	Women's Y

Matchnumber

M36

A / Home Team

B / Away Team

Final Result

Thailand			Portugal			
Place	Court No.	Date	Time	Spectators	TV	Report follows
Buenos Aires	2	11/10/2018	16:10			NO

0 : 2

No.	Team A	P	SUS	SUS	D	DR
1	SEELUENG Kanokpon					
4	YAIMUEANG Jeerapong		17:10			
6	WAENWISET Surasak	12				
7	RUKSAWONG Kittipong	6				
8	SRINAMKHAM Passakorn	4				
9	SINSUWAN Chaiwat	4				
10	KANNARONG Open	6				
13	WATTHANASIRI Siriwong					
17	PRATHUMMANG Jakkapat		8:05			
A	KANNARONG Surakhom					
B	IAMPHUCHUAI Sanit					
C						
D						
Sig. Off.	TTO					

1st Period					
A	P	B	A	P	B
	1			23	
6	2	9		24	
	3			25	
7	4	9		26	
	5			27	
6	6	3		28	
	7			29	
8	8	3		30	
	9			31	
7	10	11		32	
	11			33	
8	12	9		34	
	13			35	
10	14	8		36	
	15			37	
7	16	11		38	
	17			39	
	18	11		40	
	19			41	
	20	3		42	
	21			43	
	22	11		44	

2nd Period					
A	P	B	A	P	B
	1			23	
6	2	9		24	
	3			25	
6	4	9		26	
	5			27	
10	6	11		28	
	7			29	
9	8	9		30	
	9			31	
10	10	11		32	
	11			33	
9	12	3		34	
	13			35	
6	14	11		36	
	15			37	
2	16	8		38	
	17			39	
6	18	3		40	
	19	3		41	
	20	7		42	
	21			43	
	22			44	

No.	Team B	P	SUS	SUS	D	DR
1	BRITO Nuno					
3	SOUSA Andre	11				
5	ALMEIDA Nuno		7:38			
7	PAULO Rafael	1				
8	SALVADOR Salvador	4				
9	FERREIRA Diogo	12				
11	NEVES Miguel	14				
12	GONCALVES Joao					
13	SILVA Andre					
A	FELIX Paulo					
B	SARDO PEREIRA Pedro					
C	BERNARDES Mario					
D						
Sig. Off.	TTO		9:25		9:27	

1st Period	16 - 22	2nd Period	18 - 20
Result	0 - 1	Result	0 - 1
"Shoot-out"		Shootout	
		Result	

Referees	NOC	Signature
1	CARDONE L.	ITA
2	MANUELE S.	ITA

Technical Delegates	NOC	Signature
A	HEIM A.	HUN
B	RODRIGUEZ G.	ARG

Team A

N									
DG									
P									

Team B

N									
DG									
P									

Legend:
D Disqualification **DG** Direct Goal Official **DR** Disqualification with Report Goal Points **GG** Golden Goal Suspension
No. Players Number **Off.** Official **P** Goal Points **SUS** Suspension
TO Team Timeout



Results

Match M36
Thailand 0 vs 2 Portugal
REFEREES:

 Cardone Luciano (ITA)
 Manuele Sebastiano (ITA)

1st Period: 16 - 22
2nd Period: 18 - 20
THA - Thailand

Headcoach: KANNARONG Surakhom

No.	Name	Total				Goals / Shots							Punishments		
		Points	Goals	Shots	%	1-Pt All	1-Pt Spin	Spin	In-flight	Specialist	Direct Goal	P6m	SUS	D	DR
1	SEELUENG Kanokpon														
4	YAIMUEANG Jeerapong												1		
6	WAENWISSET Surasak	12	6	8	75			5 / 7				1 / 1			
7	RUksAWONG Kittipong	6	3	3	100			3 / 3							
8	SRINAMKHAM Passakorn	4	2	5	40			1 / 4				1 / 1			
9	SINSUWAN Chaiwat	4	2	3	67			1 / 1	1 / 2						
10	KANNARONG Open	6	3	9	33					3 / 9					
13	WATTANASIRI Siriwong		0	2	0					0 / 2					
17	PRATHUMMANG Jakkapat												1		
Totals		34	17	31	55			10 / 15	1 / 2	4 / 12		2 / 2	2		

No.	Goalkeeper	Total			Saves / Shots						
		Saves	Shots	%	1-Pt All	1-Pt Spin	Spin	In-flight	Specialist	Direct Goal	P6m
1	SEELUENG Kanokpon	9	29	31	0 / 2		7 / 16	1 / 3	1 / 5		0 / 3
10	KANNARONG Open	0	2	0			0 / 2				
Totals		9	31	29	0 / 2		7 / 18	1 / 3	1 / 5		0 / 3

POR - Portugal

Headcoach: FELIX Paulo

Team time outs: 2

No.	Name	Total				Goals / Shots							Punishments		
		Points	Goals	Shots	%	1-Pt All	1-Pt Spin	Spin	In-flight	Specialist	Direct Goal	P6m	SUS	D	DR
1	BRITO Nuno														
3	SOUSA Andre	11	6	7	86	1 / 1		5 / 6							
5	ALMEIDA Nuno												1		
7	PAULO Rafael	1	1	2	50	1 / 1		0 / 1							
8	SALVADOR Salvador	4	2	4	50			0 / 1	2 / 3						
9	FERREIRA Diogo	12	6	14	43			6 / 13	0 / 1						
11	NEVES Miguel	14	7	8	88					4 / 5		3 / 3			
12	GONCALVES Joao														
13	SILVA Andre														
Totals		42	22	35	63	2 / 2		11 / 21	2 / 4	4 / 5		3 / 3	1		

No.	Goalkeeper	Total			Saves / Shots						
		Saves	Shots	%	1-Pt All	1-Pt Spin	Spin	In-flight	Specialist	Direct Goal	P6m
1	BRITO Nuno	6	23	26			3 / 13	0 / 1	3 / 7		0 / 2
Totals		6	23	26			3 / 13	0 / 1	3 / 7		0 / 2

Team Comparison

	1st Period				2nd Period			
	Thailand		Portugal		Thailand		Portugal	
	Goals/Shots	%	Goals/Shots	%	Goals/Shots	%	Goals/Shots	%
In-flight Shots			1 / 2	50	1 / 2	50	1 / 2	50
Spin Shots	6 / 9	67	6 / 13	46	4 / 6	67	5 / 8	63
Specialist Shots	1 / 3	33	2 / 2	100	3 / 9	33	2 / 3	67
1-Point Shots							2 / 2	100
Direct Goal Shots								
6-meter Shots	1 / 1	100	2 / 2	100	1 / 1	100	1 / 1	100
1-Point Spin Shots								



Results

Thailand 0 vs 2 Portugal
REFEREES:

 Cardone Luciano (ITA)
 Manuele Sebastiano (ITA)

1st Period: 16 - 22
2nd Period: 18 - 20
THA - Thailand

No.	Name	Technical skills					
		Assists	Steals	Blocked Shots	Received 6m Fouls	Penalty Fouls	Turnovers
1	SEELUENG Kanokpon						
4	YAIMUEANG Jeerapong			1		1	
6	WAENWISET Surasak	2			1		
7	RUKSAWONG Kittipong						
8	SRINAMKHAM Passakorn	4					
9	SINSUWAN Chaiwat						
10	KANNARONG Open						
13	WATTHANASIRI Siriwong	1			1		
17	PRATHUMMANG Jakkapat					2	
Team							
Totals		7		1	2	3	

Running Score
THA - POR
1st Period

0 : 2	FERREIRA D.
0 : 4	FERREIRA D.
0 : 6	SOUSA A.
2 : 6	WAENWISET S.
2 : 8	SOUSA A.
4 : 8	RUKSAWONG K.
4 : 10	NEVES M.
6 : 10	WAENWISET S.
6 : 12	FERREIRA D.
8 : 12	SRINAMKHAM P.
10 : 12	RUKSAWONG K.
10 : 14	SALVADOR S.
10 : 16	NEVES M.
12 : 16	SRINAMKHAM P.
12 : 18	NEVES M.
14 : 18	KANNARONG O.
14 : 20	SOUSA A.
14 : 22	NEVES M.
16 : 22	RUKSAWONG K.

POR - Portugal

No.	Name	Technical skills					
		Assists	Steals	Blocked Shots	Received 6m Fouls	Penalty Fouls	Turnovers
1	BRITO Nuno						
3	SOUSA Andre	11					
5	ALMEIDA Nuno					1	
7	PAULO Rafael	2					
8	SALVADOR Salvador			1			
9	FERREIRA Diogo	4			3		
11	NEVES Miguel						
12	GONCALVES Joao						
13	SILVA Andre			1		1	
Team							
Totals		17		2	3	2	

2nd Period

2 : 0	WAENWISET S.
2 : 2	FERREIRA D.
2 : 4	FERREIRA D.
4 : 4	WAENWISET S.
4 : 6	NEVES M.
6 : 6	KANNARONG O.
6 : 8	FERREIRA D.
8 : 8	SINSUWAN C.
10 : 8	KANNARONG O.
10 : 10	NEVES M.
10 : 12	SOUSA A.
12 : 12	SINSUWAN C.
12 : 14	NEVES M.
12 : 16	SALVADOR S.
14 : 16	WAENWISET S.
14 : 18	SOUSA A.
14 : 19	SOUSA A.
16 : 19	
16 : 20	PAULO R.
18 : 20	WAENWISET S.

Legend:

 % Efficiency
 DR Disqualifications with Report
 SUS Suspension

 1-Pt No. 1-Point-Shots
 Uniform Number

 1-Pt Spin P6m 1-Point-Spinshots
 6m Penalty Shots

 D Spin Disqualifications
 Spinshots

MATCH AND REFEREES REPORT

BEACH HANDBALL

<input checked="" type="checkbox"/>	Youth Olympics
<input type="checkbox"/>	WCh
<input type="checkbox"/>	Int. Match

<input type="checkbox"/>	Qual.Match
<input type="checkbox"/>	Qual. Tournament
<input checked="" type="checkbox"/>	Final tournament

<input checked="" type="checkbox"/>	Men
<input type="checkbox"/>	Men's J
<input type="checkbox"/>	Men's Y

<input type="checkbox"/>	Women
<input type="checkbox"/>	Women's J
<input type="checkbox"/>	Women's Y

Matchnumber

M37

A / Home Team

B / Away Team

Final Result

Spain			Portugal			
Place	Court No.	Date	Time	Spectators	TV	Report follows
Buenos Aires	Central	12/10/2018	10:50			NO

2 : 1

No.	Team A	P	SUS	SUS	D	DR
3	LUIS MOSQUERA Domingo Jesus	10	6:10			
4	MARTINEZ RODRIGUEZ David	2				
6	GONZALEZ VILLEGAS Carlos	6	11:56	15:56	15:56	
7	VENEGAS RODRIGUEZ Sergio Jose	13				
8	FERRE ANDREU Pau					
9	GARCIA-CABANAS CARQUES Guillermo					
10	BANDERA FERNANDEZ Adrian	6				
11	PEREZ MANZANARES Sergio	9				
12	RODRIGUEZ SERRANO Pedro					
A	BAGO RASCON Pedro					
B	HERNANDEZ LOPEZ Sebastian Andres					
C	CALVILLO RODA Jose Maria					
D						
Sig. Off.		TTO			9:53	

No.	Team B	P	SUS	SUS	D	DR
1	BRITO Nuno					
3	SOUSA Andre	9				
5	ALMEIDA Nuno		10:19			
7	PAULO Rafael	2				
8	SALVADOR Salvador	14				
9	FERREIRA Diogo	4				
11	NEVES Miguel	12				
12	GONCALVES Joao	2				
13	SILVA Andre					
A	FELIX Paulo					
B	SARDO PEREIRA Pedro					
C	BERNARDES Mario					
D						
Sig. Off.		TTO	8:33		9:43	

Referees	NOC	Signature
1	GOMER M.	SWE
2	GOMER J.	SWE

Technical Delegates	NOC	Signature
A	SABOVIK I.	SVK
B	BESLIJA E.	MNE

1st Period					
A	P	B	A	P	B
	1			23	
7	2	11		24	
	3			25	
11	4	8		26	
	5			27	
7	6	8		28	
	7			29	
11	8	11		30	
	9			31	
6	10	9		32	
	11			33	
11	12	8		34	
	13			35	
7	14	11		36	
	15			37	
7	16	3		38	
	17			39	
3	18	11		40	
	19			41	
7	20	12		42	
7	21			43	
	22			44	

2nd Period					
A	P	B	A	P	B
	1			23	
6	2	8		24	
	3			25	
11	4	3		26	
	5			27	
6	6	7		28	
	7			29	
3	8	3		30	
	9			31	
10	10	11		32	
	11			33	
3	12	8		34	
	13			35	
10	14	8		36	
	15			37	
3	16	9		38	
	17	3		39	
	18			40	
	19			41	
	20			42	
	21			43	
	22			44	

1st Period	21 - 20	2nd Period	16 - 17
Result	1 - 0	Result	0 - 1
"Shoot-out"		Shootout	9 - 6
		Result	1 - 0

Team A										
N	10	4	3	7	11					
DG										9
P	2	2	2	2	1					
Team B										
N	13	3	11	8	7					
DG										6
P	/	2	2	2	/					

Legend:	D Disqualification	DG Direct Goal	DR Disqualification with Report	GG Golden Goal
No. Players Number	Off. Official	P Goal Points	SUS Suspension	
TO Team Timeout				



Results

Match M37
Spain 2 vs 1 Portugal
REFEREES:

 Gomer Martin (SWE)
 Gomer Johan (SWE)

1st Period: 21 - 20
2nd Period: 16 - 17
Shootout: 9 - 6
ESP - Spain

Headcoach: BAGO RASCON Pedro

Team time outs: 1

No.	Name	Total				Goals / Shots							Punishments		
		Points	Goals	Shots	%	1-Pt All	1-Pt Spin	Spin	In-flight	Specialist	Direct Goal	P6m	SUS	D	DR
3	LUIS MOSQUERA Domingo Jesus	10	5	6	83			5 / 6					1		
4	MARTINEZ RODRIGUEZ David	2	1	1	100			1 / 1							
6	GONZALEZ VILLEGAS Carlos	6	3	4	75			1 / 2				2 / 2	2	1	
7	VENEGAS RODRIGUEZ Sergio Jose	13	7	9	78	1 / 1		3 / 5	3 / 3						
8	FERRE ANDREU Pau														
9	GARCIA-CABANAS CARQUES Guillermo		0	1	0			0 / 1							
10	BANDERA FERNANDEZ Adrian	6	3	4	75	0 / 1		3 / 3							
11	PEREZ MANZANARES Sergio	9	5	7	71	1 / 1				4 / 6					
12	RODRIGUEZ SERRANO Pedro														
Totals		46	24	32	75	2 / 3		13 / 18	3 / 3	4 / 6		2 / 2	3	1	

No.	Goalkeeper	Total			Saves / Shots							
		Saves	Shots	%	1-Pt All	1-Pt Spin	Spin	In-flight	Specialist	Direct Goal	P6m	
9	GARCIA-CABANAS CARQUES Guillermo	0	1	0			0 / 1					
12	RODRIGUEZ SERRANO Pedro	7	28	25	0 / 1		5 / 16	0 / 3	2 / 5	0 / 1	0 / 2	
Totals		7	29	24	0 / 1		5 / 17	0 / 3	2 / 5	0 / 1	0 / 2	

POR - Portugal

Headcoach: FELIX Paulo

Team time outs: 2

No.	Name	Total				Goals / Shots							Punishments		
		Points	Goals	Shots	%	1-Pt All	1-Pt Spin	Spin	In-flight	Specialist	Direct Goal	P6m	SUS	D	DR
1	BRITO Nuno														
3	SOUSA Andre	9	5	9	56	1 / 2		4 / 7							
5	ALMEIDA Nuno												1		
7	PAULO Rafael	2	1	3	33			1 / 3							
8	SALVADOR Salvador	14	7	9	78			4 / 5	3 / 4						
9	FERREIRA Diogo	4	2	5	40			2 / 5							
11	NEVES Miguel	12	6	8	75			1 / 1		3 / 5		2 / 2			
12	GONCALVES Joao	2	1	1	100						1 / 1				
13	SILVA Andre		0	1	0			0 / 1							
Totals		43	22	36	61	1 / 2		12 / 22	3 / 4	3 / 5	1 / 1	2 / 2	1		

No.	Goalkeeper	Total			Saves / Shots							
		Saves	Shots	%	1-Pt All	1-Pt Spin	Spin	In-flight	Specialist	Direct Goal	P6m	
1	BRITO Nuno	1	13	8			1 / 6	0 / 3	0 / 3		0 / 1	
11	NEVES Miguel	0	2	0	0 / 1		0 / 1					
12	GONCALVES Joao	3	13	23	0 / 1		2 / 9		1 / 2		0 / 1	
Totals		4	28	14	0 / 2		3 / 16	0 / 3	1 / 5		0 / 2	

Team Comparison

	1st Period				2nd Period			
	Spain		Portugal		Spain		Portugal	
	Goals/Shots	%	Goals/Shots	%	Goals/Shots	%	Goals/Shots	%
In-flight Shots	3 / 3	100	2 / 2	100			1 / 2	50
Spin Shots	3 / 5	60	3 / 6	50	6 / 9	67	6 / 11	55
Specialist Shots	3 / 4	75	3 / 4	75	1 / 2	50	0 / 1	0
1-Point Shots	1 / 1	100			0 / 1	0	1 / 2	50
Direct Goal Shots			1 / 1	100				
6-meter Shots	1 / 1	100	1 / 1	100	1 / 1	100	1 / 1	100
1-Point Spin Shots								



Results

Spain 2 vs 1 Portugal

REFEREES:

Gomer Martin (SWE)
Gomer Johan (SWE)

1st Period: 21 - 20
2nd Period: 16 - 17
Shootout: 9 - 6

Running Score

ESP - POR

ESP - Spain

No.	Name	Technical skills					
		Assists	Steals	Blocked Shots	Received 6m Fouls	Penalty Fouls	Turnovers
3	LUIS MOSQUERA Domingo Jesus	1				1	1
4	MARTINEZ RODRIGUEZ David	4					1
6	GONZALEZ VILLEGAS Carlos					1	
7	VENEGAS RODRIGUEZ Sergio Jose	4		1	1		3
8	FERRE ANDREU Pau			3			
9	GARCIA-CABANAS CARQUES Guillermo						
10	BANDERA FERNANDEZ Adrian	1					1
11	PEREZ MANZANARES Sergio	1			1		1
12	RODRIGUEZ SERRANO Pedro						
Team							
Totals		11		4	2	2	7

1st Period

0 : 2	NEVES M.
2 : 2	VENEGAS RODRIGUEZ S.
4 : 2	PEREZ MANZANARES S.
4 : 4	SALVADOR S.
6 : 4	VENEGAS RODRIGUEZ S.
8 : 4	PEREZ MANZANARES S.
8 : 6	SALVADOR S.
10 : 6	GONZALEZ VILLEGAS C.
10 : 8	NEVES M.
12 : 8	PEREZ MANZANARES S.
12 : 10	FERREIRA D.
14 : 10	VENEGAS RODRIGUEZ S.
14 : 12	SALVADOR S.
16 : 12	VENEGAS RODRIGUEZ S.
16 : 14	NEVES M.
18 : 14	LUIS MOSQUERA D.
18 : 16	SOUSA A.
20 : 16	VENEGAS RODRIGUEZ S.
21 : 16	VENEGAS RODRIGUEZ S.
21 : 18	NEVES M.
21 : 20	GONCALVES J.

POR - Portugal

No.	Name	Technical skills					
		Assists	Steals	Blocked Shots	Received 6m Fouls	Penalty Fouls	Turnovers
1	BRITO Nuno						
3	SOUSA Andre	7					2
5	ALMEIDA Nuno					1	
7	PAULO Rafael	2			1		
8	SALVADOR Salvador	1			1		2
9	FERREIRA Diogo	3					
11	NEVES Miguel						2
12	GONCALVES Joao	1					
13	SILVA Andre					1	
Team							
Totals		14			2	2	6

2nd Period

2 : 0	GONZALEZ VILLEGAS C.
2 : 2	SALVADOR S.
2 : 4	SOUSA A.
4 : 4	PEREZ MANZANARES S.
4 : 6	PAULO R.
6 : 6	GONZALEZ VILLEGAS C.
6 : 8	SOUSA A.
6 : 10	NEVES M.
8 : 10	LUIS MOSQUERA D.
10 : 10	BANDERA FERNANDEZ A.
10 : 12	SALVADOR S.
12 : 12	LUIS MOSQUERA D.
12 : 14	SALVADOR S.
12 : 16	FERREIRA D.
14 : 16	BANDERA FERNANDEZ A.
16 : 16	LUIS MOSQUERA D.
16 : 17	SOUSA A.

Shootout

2 : 0	BANDERA FERNANDEZ A.
4 : 0	MARTINEZ RODRIGUEZ D.
4 : 2	SOUSA A.
6 : 2	LUIS MOSQUERA D.
6 : 4	NEVES M.
8 : 4	VENEGAS RODRIGUEZ S.
8 : 6	SALVADOR S.
9 : 6	PEREZ MANZANARES S.

Legend:	Efficiency	1-Pt	1-Point-Shots	1-Pt Spin	1-Point-Spinshots	D	Disqualifications
%	Disqualifications with Report	No.	Uniform Number	P6m	6m Penalty Shots	Spin	Spinshots
DR							
SUS	Suspension						

MATCH AND REFEREES REPORT

BEACH HANDBALL

<input checked="" type="checkbox"/>	Youth Olympics
<input type="checkbox"/>	WCh
<input type="checkbox"/>	Int. Match

<input type="checkbox"/>	Qual.Match
<input type="checkbox"/>	Qual. Tournament
<input checked="" type="checkbox"/>	Final tournament

<input checked="" type="checkbox"/>	Men
<input type="checkbox"/>	Men's J
<input type="checkbox"/>	Men's Y

<input type="checkbox"/>	Women
<input type="checkbox"/>	Women's J
<input type="checkbox"/>	Women's Y

Matchnumber

M38

A / Home Team

B / Away Team

Final Result

Thailand			Croatia			
Place	Court No.	Date	Time	Spectators	TV	Report follows
Buenos Aires	Central	12/10/2018	12:30		YES	NO

2 : 0

No.	Team A	P	SUS	SUS	D	DR
1	SEELUENG Kanokpon					
4	YAIMUEANG Jeerapong		17:55			
6	WAENWISET Surasak	6				
7	RUKSAWONG Kittipong	9				
8	SRINAMKHAM Passakorn	12				
9	SINSUWAN Chaiwat					
10	KANNARONG Open	16				
13	WATTANASIRI Siriwong	4				
17	PRATHUMMANG Jakkapat					
A	KANNARONG Surakhom					
B	IAMPHUCHUAI Sanit					
C						
D						
Sig. Off.	TTO	9:48		8:59		

No.	Team B	P	SUS	SUS	D	DR
1	KOLIC Borna					
3	PALAC Ivan	4				
4	BRZICA Tin	2				
5	BUDIC Mateo	10				
6	SUDAREVIC Bruno	11				
7	HANCIC Ivan Antonio	12	19:30			
9	MARUNCIC Marko		2:55			
11	OBRATOV Kresimir					
12	PRANJIC Marko					
A	PARADZIK Mladen					
B	MOCILAC Mario					
C						
D						
Sig. Off.	TTO	5:59		6:35		

Referees	NOC	Signature
1	JAWORSKA E.	POL
2	GAWEL A.	POL

Technical Delegates	NOC	Signature
A	HEIM A.	HUN
B	PERKINS G.	USA

1st Period					
A	P	B	A	P	B
	1			23	
10	2	5		24	
	3			25	
6	4	6		26	
	5			27	
8	6	6		28	
	7			29	
10	8	5		30	
	9			31	
13	10	6		32	
	11			33	
10	12	5		34	
	13			35	
10	14	3		36	
	15			37	
6	16	6		38	
	17			39	
6	18	5		40	
	19			41	
10	20	5		42	
7	21			43	
	22			44	

2nd Period					
A	P	B	A	P	B
	1		7	23	
8	2	7	7	24	
	3			25	
8	4	7	10	26	
	5			27	
8	6	7		28	
	7			29	
7	8	4		30	
	9			31	
13	10	7		32	
	11			33	
8	12	7		34	
	13			35	
7	14	7		36	
	15	6		37	
10	16			38	
	17	6		39	
10	18			40	
	19	3		41	
7	20			42	
	21			43	
8	22			44	

1st Period	21 - 20	2nd Period	26 - 19
Result	1 - 0	Result	1 - 0
"Shoot-out"		Shootout	
		Result	

Team A

N									
DG									
P									

Team B

N									
DG									
P									

Legend:
D Disqualification
No. Players Number
TO Team Timeout
DG Direct Goal
Off. Official
DR Disqualification with Report
P Goal Points
GG Golden Goal
SUS Suspension



Results

Match M38
Thailand 2 vs 0 Croatia
REFEREES:

Jaworska Edyta (POL)

Gawel Anna (POL)

1st Period: 21 - 20
2nd Period: 26 - 19
THA - Thailand

Headcoach: KANNARONG Surakhom

Team time outs: 2

No.	Name	Total				Goals / Shots							Punishments		
		Points	Goals	Shots	%	1-Pt All	1-Pt Spin	Spin	In-flight	Specialist	Direct Goal	P6m	SUS	D	DR
1	SEELUENG Kanokpon		0	1	0						0 / 1				
4	YAIMUEANG Jeerapong												1		
6	WAENWISET Surasak	6	3	4	75			2 / 2					1 / 2		
7	RUKSAWONG Kittipong	9	6	8	75	3 / 3		2 / 4	1 / 1						
8	SRINAMKHAM Passakorn	12	6	8	75			6 / 8							
9	SINSUWAN Chaiwat														
10	KANNARONG Open	16	8	13	62					6 / 11			2 / 2		
13	WATTANASIRI Siriwong	4	2	2	100					2 / 2					
17	PRATHUMMANG Jakkapat														
Totals		47	25	36	69	3 / 3		10 / 14	1 / 1	8 / 13	0 / 1		3 / 4	1	

No.	Goalkeeper	Total			Saves / Shots						
		Saves	Shots	%	1-Pt All	1-Pt Spin	Spin	In-flight	Specialist	Direct Goal	P6m
1	SEELUENG Kanokpon	8	23	35	0 / 1	0 / 1	6 / 17	0 / 1	1 / 2	1 / 1	0 / 1
10	KANNARONG Open	2	7	29			2 / 6				0 / 1
Totals		10	30	33	0 / 1	0 / 1	8 / 23	0 / 1	1 / 2	1 / 1	0 / 2

CRO - Croatia

Headcoach: PARADZIK Mladen

Team time outs: 2

No.	Name	Total				Goals / Shots							Punishments		
		Points	Goals	Shots	%	1-Pt All	1-Pt Spin	Spin	In-flight	Specialist	Direct Goal	P6m	SUS	D	DR
1	KOLIC Borna														
3	PALAC Ivan	4	2	8	25			2 / 8							
4	BRZICA Tin	2	1	3	33					1 / 3					
5	BUDIC Mateo	10	5	8	63			5 / 8							
6	SUDAREVIC Bruno	11	6	7	86	1 / 1	1 / 1	2 / 3	1 / 1				2 / 2		
7	HANCIC Ivan Antonio	12	6	7	86			6 / 7						1	
9	MARUNCIC Marko													1	
11	OBRATOV Kresimir														
12	PRANJIC Marko		0	1	0						0 / 1				
Totals		39	20	34	59	1 / 1	1 / 1	15 / 26	1 / 1	1 / 3	0 / 1		2 / 2	2	

No.	Goalkeeper	Total			Saves / Shots						
		Saves	Shots	%	1-Pt All	1-Pt Spin	Spin	In-flight	Specialist	Direct Goal	P6m
1	KOLIC Borna	5	20	25	0 / 2		2 / 8		1 / 5	1 / 1	1 / 4
12	PRANJIC Marko	2	12	17	0 / 1		2 / 6	0 / 1	0 / 4		
Totals		7	32	22	0 / 3		4 / 14	0 / 1	1 / 9	1 / 1	1 / 4

Team Comparison

	1st Period				2nd Period			
	Thailand		Croatia		Thailand		Croatia	
	Goals/Shots	%	Goals/Shots	%	Goals/Shots	%	Goals/Shots	%
In-flight Shots			1 / 1	100	1 / 1	100		
Spin Shots	3 / 3	100	8 / 13	62	7 / 11	64	7 / 13	54
Specialist Shots	5 / 9	56	0 / 1	0	3 / 4	75	1 / 2	50
1-Point Shots	1 / 1	100			2 / 2	100	1 / 1	100
Direct Goal Shots	0 / 1	0	0 / 1	0				
6-meter Shots	2 / 3	67	1 / 1	100	1 / 1	100	1 / 1	100
1-Point Spin Shots							1 / 1	100



Results

Thailand 2 vs 0 Croatia
REFEREES:

Jaworska Edyta (POL)

Gawel Anna (POL)

1st Period: 21 - 20
2nd Period: 26 - 19
THA - Thailand

No.	Name	Technical skills					
		Assists	Steals	Blocked Shots	Received 6m Fouls	Penalty Fouls	Turnovers
1	SEELUENG Kanokpon						
4	YAIMUEANG Jeerapong					2	
6	WAENWISET Surasak	5			1		1
7	RUksAWONG Kittipong						
8	SRINAMKHAM Passakorn	3					2
9	SINSUWAN Chaiwat	1			1		
10	KANNARONG Open				2		
13	WATTHANASIRI Siriwong						1
17	PRATHUMMANG Jakkapat		1				
Team							
Totals		9	1		4	2	4

CRO - Croatia

No.	Name	Technical skills					
		Assists	Steals	Blocked Shots	Received 6m Fouls	Penalty Fouls	Turnovers
1	KOLIC Borna						
3	PALAC Ivan	2			1		
4	BRZICA Tin	1					1
5	BUDIC Mateo	2	1	1		1	1
6	SUDAREVIC Bruno	2			1		1
7	HANCIC Ivan Antonio	1				2	
9	MARUNCIC Marko			1		1	
11	OBRATOV Kresimir						
12	PRANJIC Marko						
Team							
Totals		8	1	2	2	4	3

Running Score
THA - CRO
1st Period

	0 : 2	BUDIC M.
KANNARONG O.	2 : 2	
	2 : 4	SUDAREVIC B.
WAENWISET S.	4 : 4	
	4 : 6	SUDAREVIC B.
	4 : 8	BUDIC M.
SRINAMKHAM P.	6 : 8	
	6 : 10	SUDAREVIC B.
KANNARONG O.	8 : 10	
WATTHANASIRI S.	10 : 10	
KANNARONG O.	12 : 10	
KANNARONG O.	14 : 10	
	14 : 12	BUDIC M.
WAENWISET S.	16 : 12	
	16 : 14	PALAC I.
	16 : 16	SUDAREVIC B.
	16 : 18	BUDIC M.
WAENWISET S.	18 : 18	
	18 : 20	BUDIC M.
KANNARONG O.	20 : 20	
RUksAWONG K.	21 : 20	

2nd Period

SRINAMKHAM P.	2 : 0	
	2 : 2	HANCIC I.
SRINAMKHAM P.	4 : 2	
	4 : 4	HANCIC I.
SRINAMKHAM P.	6 : 4	
	6 : 6	HANCIC I.
RUksAWONG K.	8 : 6	
	8 : 8	BRZICA T.
	8 : 10	HANCIC I.
WATTHANASIRI S.	10 : 10	
	10 : 12	HANCIC I.
SRINAMKHAM P.	12 : 12	
	12 : 14	HANCIC I.
RUksAWONG K.	14 : 14	
KANNARONG O.	16 : 14	
KANNARONG O.	18 : 14	
RUksAWONG K.	20 : 14	
	20 : 15	SUDAREVIC B.
SRINAMKHAM P.	22 : 15	
	22 : 17	SUDAREVIC B.
RUksAWONG K.	23 : 17	
RUksAWONG K.	24 : 17	
	24 : 19	PALAC I.
KANNARONG O.	26 : 19	

Legend:

% Efficiency
 DR Disqualifications with Report
 SUS Suspension

1-Pt No. 1-Point-Shots
 Uniform Number

1-Pt Spin P6m 1-Point-Spinshots
 6m Penalty Shots

D Spin Disqualifications
 Spinshots

MATCH AND REFEREES REPORT

BEACH HANDBALL

<input checked="" type="checkbox"/>	Youth Olympics
<input type="checkbox"/>	WCh
<input type="checkbox"/>	Int. Match

<input type="checkbox"/>	Qual.Match
<input type="checkbox"/>	Qual. Tournament
<input checked="" type="checkbox"/>	Final tournament

<input checked="" type="checkbox"/>	Men
<input type="checkbox"/>	Men's J
<input type="checkbox"/>	Men's Y

<input type="checkbox"/>	Women
<input type="checkbox"/>	Women's J
<input type="checkbox"/>	Women's Y

Matchnumber

M39

A / Home Team

B / Away Team

Final Result

Hungary			Argentina			
Place	Court No.	Date	Time	Spectators	TV	Report follows
Buenos Aires	Central	12/10/2018	15:20		YES	NO

0 : 2

No.	Team A	P	SUS	SUS	D	DR
1	MARCZIKA Barnabas					
9	MELNICSUK Viktor	4				
18	TOTH Benedek	8				
20	SEPROS Bence					
24	FENYVESI Marcell		17:26			
26	GUBICZA Csaba	8	2:52			
29	HORNYAK Bence	20				
44	SIMON Kristof					
88	MATUSZKA Balazs	4				
A	PENSZKI Gergely					
B	TUBA-KOVACS Ervin					
C						
D						
Sig. Off.		TTO	6:11			

No.	Team B	P	SUS	SUS	D	DR
1	BAPTISTA Nahuel	15				
2	BASUALDO Jose		10:26	12:38	12:38	
3	DAUDINOT Francisco	4				
4	DIEGUEZ Nicolas	20				
6	GOUX Elian Jesus	2				
7	MILLET Nicolas					
8	NOVILLO Alejo	2				
9	PAEZ ALARCON Tomas					
12	SANTOS Julian	13				
A	ZEBALLOS Daniel					
B	GRAMCKO Marcelo					
C	BOIMAN Gaston					
D						
Sig. Off.		TTO			9:59	

Referees	NOC	Signature
1	CARDONE L.	ITA
2	MANUELE S.	ITA

Technical Delegates	NOC	Signature
A	BESLIJA E.	MNE
B	SABOVIK I.	SVK

1st Period					
A	P	B	A	P	B
	1			23	
29	2	1		24	12
	3			25	
88	4	4		26	1
	5			27	4
18	6	4		28	1
	7			29	12
29	8	12		30	
	9			31	1
29	10	1		32	
	11			33	
29	12	4		34	
	13			35	
9	14	4		36	
	15			37	
18	16	12		38	
	17			39	
29	18	12		40	
	19			41	
88	20	3		42	
	21			43	
	22	6		44	

2nd Period					
A	P	B	A	P	B
	1			23	
29	2	1	29	24	12
	3			25	4
29	4	4		26	
	5			27	
9	6	8		28	
	7			29	
26	8	4		30	
	9			31	
26	10	4		32	
	11			33	
18	12	3		34	
	13			35	
26	14	1		36	
	15			37	
18	16	4		38	
	17			39	
29	18	4		40	
	19			41	
29	20	12		42	
	21			43	
26	22	1		44	

1st Period	20 - 31	2nd Period	24 - 25
Result	0 - 1	Result	0 - 1
"Shoot-out"		Shootout	
		Result	

Team A

N									
DG									
P									

Team B

N									
DG									
P									

Legend:
D Disqualification **DG** Direct Goal Official **DR** Disqualification with Report **GG** Golden Goal
No. Players Number **Off.** Official **P** Goal Points **SUS** Suspension
TO Team Timeout



Results

Match M39
Hungary 0 vs 2 Argentina
REFEREES:

 Cardone Luciano (ITA)
 Manuele Sebastiano (ITA)

1st Period: 20 - 31
2nd Period: 24 - 25
HUN - Hungary

Headcoach: PENSZKI Gergely

Team time outs: 1

No.	Name	Total				Goals / Shots							Punishments		
		Points	Goals	Shots	%	1-Pt All	1-Pt Spin	Spin	In-flight	Specialist	Direct Goal	P6m	SUS	D	DR
1	MARCZIKA Barnabas														
9	MELNICSUK Viktor	4	2	4	50	0 / 1		1 / 2		1 / 1					
18	TOTH Benedek	8	4	7	57			1 / 2	3 / 5						
20	SEPROS Bence														
24	FENYVESI Marcell												1		
26	GUBICZA Csaba	8	4	5	80			4 / 5					1		
29	HORNYAK Bence	20	10	13	77			5 / 7	0 / 1	1 / 1		4 / 4			
44	SIMON Kristof														
88	MATUSZKA Balazs	4	2	3	67			1 / 2		1 / 1					
Totals		44	22	32	69	0 / 1		12 / 18	3 / 6	3 / 3		4 / 4	2		

No.	Goalkeeper	Total			Saves / Shots						
		Saves	Shots	%	1-Pt All	1-Pt Spin	Spin	In-flight	Specialist	Direct Goal	P6m
1	MARCZIKA Barnabas	2	28	7	1 / 5		0 / 10	1 / 9	0 / 1	0 / 1	0 / 2
20	SEPROS Bence	0	4	0			0 / 2		0 / 1		0 / 1
Totals		2	32	6	1 / 5		0 / 12	1 / 9	0 / 2	0 / 1	0 / 3

ARG - Argentina

Headcoach: ZEBALLOS Daniel

Team time outs: 1

No.	Name	Total				Goals / Shots							Punishments		
		Points	Goals	Shots	%	1-Pt All	1-Pt Spin	Spin	In-flight	Specialist	Direct Goal	P6m	SUS	D	DR
1	BAPTISTA Nahuel	15	8	9	89	1 / 2		6 / 6	1 / 1						
2	BASUALDO Jose												2	1	
3	DAUDINOT Francisco	4	2	2	100					2 / 2					
4	DIEGUEZ Nicolas	20	11	12	92	2 / 3		5 / 5	4 / 4						
6	GOUX Elian Jesus	2	1	1	100			1 / 1							
7	MILLET Nicolas														
8	NOVILLO Alejo	2	1	2	50					0 / 1	1 / 1				
9	PAEZ ALARCON Tomas														
12	SANTOS Julian	13	7	8	88	1 / 1			3 / 4			3 / 3			
Totals		56	30	34	88	4 / 6		12 / 12	8 / 9	2 / 3	1 / 1	3 / 3	2	1	

No.	Goalkeeper	Total			Saves / Shots						
		Saves	Shots	%	1-Pt All	1-Pt Spin	Spin	In-flight	Specialist	Direct Goal	P6m
8	NOVILLO Alejo	6	28	21	1 / 1		3 / 15	2 / 5	0 / 3		0 / 4
Totals		6	28	21	1 / 1		3 / 15	2 / 5	0 / 3		0 / 4

Team Comparison

	1st Period				2nd Period			
	Hungary		Argentina		Hungary		Argentina	
	Goals/Shots	%	Goals/Shots	%	Goals/Shots	%	Goals/Shots	%
In-flight Shots	1 / 3	33	5 / 5	100	2 / 3	67	3 / 4	75
Spin Shots	7 / 11	64	6 / 6	100	5 / 7	71	6 / 6	100
Specialist Shots	2 / 2	100	1 / 1	100	1 / 1	100	1 / 2	50
1-Point Shots			3 / 4	75	0 / 1	0	1 / 2	50
Direct Goal Shots							1 / 1	100
6-meter Shots			2 / 2	100	4 / 4	100	1 / 1	100
1-Point Spin Shots								



Results

Hungary 0 vs 2 Argentina

REFEREES:

Cardone Luciano (ITA)
Manuele Sebastiano (ITA)

1st Period: 20 - 31

2nd Period: 24 - 25

HUN - Hungary

No.	Name	Technical skills					
		Assists	Steals	Blocked Shots	Received 6m Fouls	Penalty Fouls	Turnovers
1	MARCZIKA Barnabas						
9	MELNICSUK Viktor	9			2		2
18	TOTH Benedek	6			2		
20	SEPROS Bence						
24	FENYVESI Marcell					1	
26	GUBICZA Csaba					2	
29	HORNYAK Bence						2
44	SIMON Kristof					1	
88	MATUSZKA Balazs	3					
Team							
Totals		18			4	4	4

ARG - Argentina

No.	Name	Technical skills					
		Assists	Steals	Blocked Shots	Received 6m Fouls	Penalty Fouls	Turnovers
1	BAPTISTA Nahuel	2					1
2	BASUALDO Jose					2	
3	DAUDINOT Francisco	3			3		1
4	DIEGUEZ Nicolas	1	1				
6	GOUX Elian Jesus		1			1	
7	MILLET Nicolas					1	
8	NOVILLO Alejo						
9	PAEZ ALARCON Tomas						
12	SANTOS Julian	5					2
Team							
Totals		11	2		3	4	4

Running Score

HUN - ARG

1st Period

HORNYAK B.	2 : 0	
	2 : 2	BAPTISTA N.
MATUSZKA B.	4 : 2	
	4 : 4	DIEGUEZ N.
TOTH B.	6 : 4	
	6 : 6	DIEGUEZ N.
HORNYAK B.	8 : 6	
	8 : 8	SANTOS J.
HORNYAK B.	10 : 8	
	10 : 10	BAPTISTA N.
HORNYAK B.	12 : 10	
	12 : 12	DIEGUEZ N.
MELNICSUK V.	14 : 12	
	14 : 14	DIEGUEZ N.
	14 : 16	SANTOS J.
TOTH B.	16 : 16	
	16 : 18	SANTOS J.
	16 : 20	DAUDINOT F.
	16 : 22	GOUX E.
	16 : 24	SANTOS J.
	16 : 26	BAPTISTA N.
	16 : 27	DIEGUEZ N.
	16 : 28	BAPTISTA N.
HORNYAK B.	18 : 28	
	18 : 29	SANTOS J.
MATUSZKA B.	20 : 29	
	20 : 31	BAPTISTA N.

2nd Period

HORNYAK B.	2 : 0	
	2 : 2	BAPTISTA N.
	2 : 4	DIEGUEZ N.
	2 : 6	NOVILLO A.
HORNYAK B.	4 : 6	
	4 : 8	DIEGUEZ N.
MELNICSUK V.	6 : 8	
	6 : 10	DIEGUEZ N.
GUBICZA C.	8 : 10	
GUBICZA C.	10 : 10	
	10 : 12	DAUDINOT F.
TOTH B.	12 : 12	
	12 : 14	BAPTISTA N.
GUBICZA C.	14 : 14	
	14 : 16	DIEGUEZ N.
TOTH B.	16 : 16	
	16 : 18	DIEGUEZ N.
HORNYAK B.	18 : 18	
	18 : 20	SANTOS J.
HORNYAK B.	20 : 20	
GUBICZA C.	22 : 20	
	22 : 22	BAPTISTA N.
HORNYAK B.	24 : 22	
	24 : 24	SANTOS J.
	24 : 25	DIEGUEZ N.

Legend:

%	Efficiency	1-Pt	1-Point-Shots	1-Pt Spin	1-Point-Spinshots	D	Disqualifications
DR	Disqualifications with Report	No.	Uniform Number	P6m	6m Penalty Shots	Spin	Spinshots
SUS	Suspension						

MATCH AND REFEREES REPORT

BEACH HANDBALL

<input checked="" type="checkbox"/>	Youth Olympics
<input type="checkbox"/>	WCh
<input type="checkbox"/>	Int. Match

<input type="checkbox"/>	Qual.Match
<input type="checkbox"/>	Qual. Tournament
<input checked="" type="checkbox"/>	Final tournament

<input checked="" type="checkbox"/>	Men
<input type="checkbox"/>	Men's J
<input type="checkbox"/>	Men's Y

<input type="checkbox"/>	Women
<input type="checkbox"/>	Women's J
<input type="checkbox"/>	Women's Y

Matchnumber

M40

A / Home Team

B / Away Team

Final Result

Venezuela			Paraguay			
Place	Court No.	Date	Time	Spectators	TV	Report follows
Buenos Aires	3	11/10/2018	11:40			NO

2 : 0

No.	Team A	P	SUS	SUS	D	DR
1	MEZA Mauriel					
4	SILVA Dixon	10				
6	MARQUEZ Michael					
10	SEIJAS Rainer	14				
11	GUZMAN Denyer		16:41			
12	TORRES Alvaro	4				
13	PENALOZA Sanders					
14	NOEL Ednelson	14				
16	LOPEZ Dairon	6				
A	TIMAURE Christopher					
B	MAMO Ghassan					
C						
D						
Sig. Off.		TTO				

No.	Team B	P	SUS	SUS	D	DR
2	ALDERETE Alex	8				
5	BARRIOS VILLALBA Ariel Armando					
8	VALLEJOS Isaias	4				
11	OZORIO Nelson					
12	BALMACEDA Jorge					
13	CACERES NETTO Marcelo Nicolas	4				
16	LLANES Carlos	4				
19	FERNANDEZ Alan	1				
21	FIGUEROA Gabriel	2				
A	VELOSO Jose					
B	RUIZ DIAZ Luis					
C						
D						
Sig. Off.		TTO	7:40			

1st Period					
A	P	B	A	P	B
	1			23	
4	2	2	14	24	
	3			25	
16	4	16	14	26	
	5			27	
4	6	16	10	28	
	7			29	
4	8	2		30	
	9			31	
16	10	13		32	
	11			33	
14	12			34	
	13			35	
4	14			36	
	15			37	
4	16			38	
	17			39	
14	18			40	
	19			41	
10	20			42	
	21			43	
10	22			44	

2nd Period					
A	P	B	A	P	B
	1			23	
14	2	2		24	
	3			25	
14	4	8		26	
	5			27	
10	6	13		28	
	7	19		29	
16	8			30	
	9	2		31	
12	10			32	
	11	8		33	
14	12			34	
	13	21		35	
10	14			36	
	15			37	
12	16			38	
	17			39	
10	18			40	
	19			41	
10	20			42	
	21			43	
	22			44	

1st Period	28 - 10	2nd Period	20 - 13
Result	1 - 0	Result	1 - 0
"Shoot-out"		Shootout	
		Result	

Referees	NOC	Signature
1	VIDOVIC T.	CRO
2	VISNJIC N.	CRO

Technical Delegates	NOC	Signature
A	WESTHAUSLER D.	GER
B	RODRIGUEZ L.	ARG

Team A

N																				
DG																				
P																				

Team B

N																				
DG																				
P																				

Legend:	D Disqualification	DG Direct Goal	DR Disqualification with Report	GG Golden Goal
No. Players Number	Off. Official	P Goal Points	SUS Suspension	
TO Team Timeout				



Results

Match M40
Venezuela 2 vs 0 Paraguay
REFEREES:

 Vidovic Tea (CRO)
 Visnjic Natasa (CRO)

1st Period: 28 - 10
2nd Period: 20 - 13
VEN - Venezuela

Headcoach: TIMAURE Christopher

No.	Name	Total				Goals / Shots							Punishments			
		Points	Goals	Shots	%	1-Pt All	1-Pt Spin	Spin	In-flight	Specialist	Direct Goal	P6m	SUS	D	DR	
1	MEZA Mauriel															
4	SILVA Dixon	10	5	5	100			1 / 1	4 / 4							
6	MARQUEZ Michael															
10	SEIJAS Rainer	14	7	8	88					7 / 8						
11	GUZMAN Denyer													1		
12	TORRES Alvaro	4	2	2	100						2 / 2					
13	PENALOZA Sanders															
14	NOEL Ednelson	14	7	7	100			4 / 4	3 / 3							
16	LOPEZ Dairon	6	3	4	75				3 / 4							
Totals		48	24	26	92			5 / 5	10 / 11	7 / 8	2 / 2			1		

No.	Goalkeeper	Total			Saves / Shots						
		Saves	Shots	%	1-Pt All	1-Pt Spin	Spin	In-flight	Specialist	Direct Goal	P6m
1	MEZA Mauriel	1	2	50			0 / 1		1 / 1		
12	TORRES Alvaro	5	16	31	0 / 1		1 / 3	1 / 3	1 / 5	0 / 1	2 / 3
Totals		6	18	33	0 / 1		1 / 4	1 / 3	2 / 6	0 / 1	2 / 3

PAR - Paraguay

Headcoach: VELOSO Jose

Team time outs: 1

No.	Name	Total				Goals / Shots							Punishments			
		Points	Goals	Shots	%	1-Pt All	1-Pt Spin	Spin	In-flight	Specialist	Direct Goal	P6m	SUS	D	DR	
2	ALDERETE Alex	8	4	6	67					4 / 6						
5	BARRIOS VILLALBA Ariel Armando															
8	VALLEJOS Isaias	4	2	3	67			1 / 2				1 / 1				
11	OZORIO Nelson		0	3	0					0 / 3						
12	BALMACEDA Jorge															
13	CACERES NETTO Marcelo Nicolas	4	2	4	50			2 / 3	0 / 1							
16	LLANES Carlos	4	2	5	40				2 / 4			0 / 1				
19	FERNANDEZ Alan	1	1	2	50	1 / 1						0 / 1				
21	FIGUEROA Gabriel	2	1	3	33			0 / 1			1 / 2					
Totals		23	12	26	46	1 / 1		3 / 6	2 / 5	4 / 9	1 / 2	1 / 3				

No.	Goalkeeper	Total			Saves / Shots						
		Saves	Shots	%	1-Pt All	1-Pt Spin	Spin	In-flight	Specialist	Direct Goal	P6m
12	BALMACEDA Jorge	0	10	0			0 / 2	0 / 7	0 / 1		
21	FIGUEROA Gabriel	1	15	7			0 / 3	0 / 3	1 / 7	0 / 2	
Totals		1	25	4			0 / 5	0 / 10	1 / 8	0 / 2	

Team Comparison

	1st Period				2nd Period			
	Venezuela		Paraguay		Venezuela		Paraguay	
	Goals/Shots	%	Goals/Shots	%	Goals/Shots	%	Goals/Shots	%
In-flight Shots	8 / 9	89	2 / 2	100	2 / 2	100	0 / 3	0
Spin Shots	3 / 3	100	1 / 2	50	2 / 2	100	2 / 4	50
Specialist Shots	3 / 3	100	2 / 3	67	4 / 5	80	2 / 6	33
1-Point Shots							1 / 1	100
Direct Goal Shots					2 / 2	100	1 / 2	50
6-meter Shots			0 / 1	0			1 / 2	50
1-Point Spin Shots								



Results

Venezuela 2 vs 0 Paraguay

REFEREES:

Vidovic Tea (CRO)
Visnjic Natasa (CRO)

1st Period: 28 - 10

2nd Period: 20 - 13

Running Score

VEN - PAR

1st Period

0 : 2 ALDERETE A.
SILVA D. 2 : 2
LOPEZ D. 4 : 2
4 : 4 LLANES C.
SILVA D. 6 : 4
SILVA D. 8 : 4
8 : 6 LLANES C.
LOPEZ D. 10 : 6
10 : 8 ALDERETE A.
NOEL E. 12 : 8
SILVA D. 14 : 8
SILVA D. 16 : 8
NOEL E. 18 : 8
SEIJAS R. 20 : 8
SEIJAS R. 22 : 8
22 : 10 CACERES NETTO M.
NOEL E. 24 : 10
NOEL E. 26 : 10
SEIJAS R. 28 : 10

VEN - Venezuela

No.	Name	Technical skills					
		Assists	Steals	Blocked Shots	Received 6m Fouls	Penalty Fouls	Turnovers
1	MEZA Mauriel						
4	SILVA Dixon	3					
6	MARQUEZ Michael	1		3			
10	SEIJAS Rainer						3
11	GUZMAN Denyer					1	
12	TORRES Alvaro						
13	PENALOZA Sanders		1	1		2	
14	NOEL Ednelson	4					2
16	LOPEZ Dairon	1	1				
Team							
Totals		9	2	4		3	5

PAR - Paraguay

No.	Name	Technical skills					
		Assists	Steals	Blocked Shots	Received 6m Fouls	Penalty Fouls	Turnovers
2	ALDERETE Alex						3
5	BARRIOS VILLALBA Ariel Armando						
8	VALLEJOS Isaias	4			1		2
11	OZORIO Nelson	1					1
12	BALMACEDA Jorge						1
13	CACERES NETTO Marcelo Nicolas						1
16	LLANES Carlos	1					3
19	FERNANDEZ Alan	2			2		
21	FIGUEROA Gabriel						
Team							
Totals		8			3		11

2nd Period

NOEL E. 2 : 0
NOEL E. 4 : 0
4 : 2 ALDERETE A.
SEIJAS R. 6 : 2
LOPEZ D. 8 : 2
TORRES A. 10 : 2
10 : 4 VALLEJOS I.
NOEL E. 12 : 4
SEIJAS R. 14 : 4
14 : 6 CACERES NETTO M.
TORRES A. 16 : 6
16 : 7 FERNANDEZ A.
16 : 9 ALDERETE A.
16 : 11 VALLEJOS I.
SEIJAS R. 18 : 11
18 : 13 FIGUEROA G.
SEIJAS R. 20 : 13

Legend:

%	Efficiency	1-Pt	1-Point-Shots	1-Pt Spin	1-Point-Spinshots	D	Disqualifications
DR	Disqualifications with Report	No.	Uniform Number	P6m	6m Penalty Shots	Spin	Spinshots
SUS	Suspension						

MATCH AND REFEREES REPORT

BEACH HANDBALL

<input checked="" type="checkbox"/>	Youth Olympics
<input type="checkbox"/>	WCh
<input type="checkbox"/>	Int. Match

<input type="checkbox"/>	Qual.Match
<input type="checkbox"/>	Qual. Tournament
<input checked="" type="checkbox"/>	Final tournament

<input checked="" type="checkbox"/>	Men
<input type="checkbox"/>	Men's J
<input type="checkbox"/>	Men's Y

<input type="checkbox"/>	Women
<input type="checkbox"/>	Women's J
<input type="checkbox"/>	Women's Y

Matchnumber

M41

A / Home Team

B / Away Team

Final Result

Chinese Taipei			Mauritius			
Place	Court No.	Date	Time	Spectators	TV	Report follows
Buenos Aires	2	11/10/2018	12:30			NO

2 : 0

No.	Team A	P	SUS	SUS	D	DR
5	HSIEH Chihshuan	8				
7	TING Hsihsien	2				
10	PAN Yuanjen	2				
11	HSU Yuchen	2				
12	CHENG Shinyen	6				
15	WU Pengwei	1				
17	SU Weilun	12				
55	CHIU Pinsheng					
99	CHEN Guanru	8				
A	KAO Chihching					
B						
C						
D						
Sig. Off.		TTO				

No.	Team B	P	SUS	SUS	D	DR
1	FREDERICK Joey					
2	DADA Dary					
3	REVAUD Louis Julio Rivaldo					
4	CHAN Adrien	3				
5	CLAIR Jason	2				
6	MARCELIN Jean Emmanuel					
7	THOMAS David	8				
8	JOSON Michel					
9	ROMAIN Jean	6	15:53			
A	RABOUD-AMOORDON Karine					
B	CARRE Martial Georges Ludovic					
C						
D						
Sig. Off.		TTO	4:15			

Referees	NOC	Signature
1 DIAZ M.	ARG	
2 MAC COLL L.	ARG	

Technical Delegates	NOC	Signature
A BESLIJA E.	MNE	
B RODRIGUEZ G.	ARG	

1st Period					
A	P	B	A	P	B
	1			23	
17	2	4		24	
	3			25	
11	4	9		26	
	5			27	
17	6	7		28	
	7			29	
5	8			30	
15	9			31	
	10			32	
7	11			33	
	12			34	
12	13			35	
	14			36	
17	15			37	
	16			38	
12	17			39	
	18			40	
5	19			41	
	20			42	
	21			43	
	22			44	

2nd Period					
A	P	B	A	P	B
	1			23	
99	2	7		24	
5	3			25	
	4	5		26	
12	5			27	
	6	7		28	
5	7			29	
	8	9		30	
99	9			31	
	10	7		32	
17	11			33	
	12	9		34	
99	13	4		35	
	14			36	
17	15			37	
	16			38	
99	17			39	
	18			40	
17	19			41	
	20			42	
10	21			43	
5	22			44	

1st Period	19 - 6	2nd Period	22 - 13
Result	1 - 0	Result	1 - 0
"Shoot-out"		Shootout	
		Result	

Team A

N									
DG									
P									

Team B

N									
DG									
P									

Legend:
D Disqualification **DG** Direct Goal **DR** Disqualification with Report **GG** Golden Goal
No. Players Number **Off.** Official **P** Goal Points **SUS** Suspension
TO Team Timeout



Results

Match M41
Chinese Taipei 2 vs 0 Mauritius
REFEREES:

 Diaz Mery (ARG)
 Mac Coll Lorena (ARG)

1st Period: 19 - 6
2nd Period: 22 - 13
TPE - Chinese Taipei

Headcoach: KAO Chihching

No.	Name	Total				Goals / Shots							Punishments		
		Points	Goals	Shots	%	1-Pt All	1-Pt Spin	Spin	In-flight	Specialist	Direct Goal	P6m	SUS	D	DR
5	HSIEH Chihsuan	8	5	9	56	2 / 2	1 / 1	2 / 4	1 / 3						
7	TING Hsihsien	2	1	3	33			1 / 2	0 / 1						
10	PAN Yuanjen	2	1	1	100			1 / 1							
11	HSU Yuchen	2	1	4	25					1 / 4					
12	CHENG Shinyen	6	3	4	75			1 / 1			2 / 3				
15	WU Pengwei	1	1	2	50	1 / 1	1 / 1			0 / 1					
17	SU Weilun	12	6	7	86			1 / 2	2 / 2	2 / 2		1 / 1			
55	CHIU Pinsheng														
99	CHEN Guanru	8	4	5	80			4 / 4	0 / 1						
Totals		41	22	35	63	3 / 3	2 / 2	10 / 14	3 / 7	3 / 7	2 / 3	1 / 1			

No.	Goalkeeper	Total			Saves / Shots						
		Saves	Shots	%	1-Pt All	1-Pt Spin	Spin	In-flight	Specialist	Direct Goal	P6m
12	CHENG Shinyen	7	17	41	0 / 1	0 / 1	4 / 11	1 / 1	2 / 3		0 / 1
Totals		7	17	41	0 / 1	0 / 1	4 / 11	1 / 1	2 / 3		0 / 1

MRI - Mauritius

Headcoach: RABOUD-AMOORDON Karine

Team time outs: 1

No.	Name	Total				Goals / Shots							Punishments		
		Points	Goals	Shots	%	1-Pt All	1-Pt Spin	Spin	In-flight	Specialist	Direct Goal	P6m	SUS	D	DR
1	FREDERICK Joey														
2	DADA Dary														
3	REVAUD Louis Julio Rivaldo														
4	CHAN Adrien	3	2	5	40	1 / 1	1 / 1	1 / 3	0 / 1						
5	CLAIR Jason	2	1	5	20			1 / 5							
6	MARCELIN Jean Emmanuel		0	2	0			0 / 2							
7	THOMAS David	8	4	5	80			3 / 3		1 / 2					
8	JOSON Michel														
9	ROMAIN Jean	6	3	5	60			2 / 3		0 / 1		1 / 1	1		
Totals		19	10	22	45	1 / 1	1 / 1	7 / 16	0 / 1	1 / 3		1 / 1	1		

No.	Goalkeeper	Total			Saves / Shots						
		Saves	Shots	%	1-Pt All	1-Pt Spin	Spin	In-flight	Specialist	Direct Goal	P6m
1	FREDERICK Joey	10	32	31	0 / 3	0 / 2	2 / 12	4 / 7	3 / 6	1 / 3	0 / 1
Totals		10	32	31	0 / 3	0 / 2	2 / 12	4 / 7	3 / 6	1 / 3	0 / 1

Team Comparison

	1st Period				2nd Period			
	Chinese Taipei		Mauritius		Chinese Taipei		Mauritius	
	Goals/Shots	%	Goals/Shots	%	Goals/Shots	%	Goals/Shots	%
In-flight Shots	2 / 5	40			1 / 2	50	0 / 1	0
Spin Shots	2 / 5	40	3 / 10	30	8 / 9	89	4 / 6	67
Specialist Shots	3 / 6	50	0 / 2	0	0 / 1	0	1 / 1	100
1-Point Shots	1 / 1	100			2 / 2	100	1 / 1	100
Direct Goal Shots	2 / 2	100			0 / 1	0		
6-meter Shots					1 / 1	100	1 / 1	100
1-Point Spin Shots	1 / 1	100			1 / 1	100	1 / 1	100



Results

Chinese Taipei 2 vs 0 Mauritius

REFEREES:

Diaz Mery (ARG)
Mac Coll Lorena (ARG)

1st Period: 19 - 6

2nd Period: 22 - 13

Running Score

TPE - MRI

1st Period

0 : 2 CHAN A.
SU W. 2 : 2
HSU Y. 4 : 2
SU W. 6 : 2
6 : 4 ROMAIN J.
HSIEH C. 8 : 4
WU P. 9 : 4
TING H. 11 : 4
CHENG S. 13 : 4
SU W. 15 : 4
15 : 6 THOMAS D.
CHENG S. 17 : 6
HSIEH C. 19 : 6

2nd Period

0 : 2 THOMAS D.
CHEN G. 2 : 2
2 : 4 CLAIR J.
2 : 6 THOMAS D.
HSIEH C. 3 : 6
CHENG S. 5 : 6
HSIEH C. 7 : 6
7 : 8 ROMAIN J.
CHEN G. 9 : 8
SU W. 11 : 8
CHEN G. 13 : 8
SU W. 15 : 8
CHEN G. 17 : 8
17 : 10 THOMAS D.
SU W. 19 : 10
PAN Y. 21 : 10
HSIEH C. 22 : 10
22 : 12 ROMAIN J.
22 : 13 CHAN A.

TPE - Chinese Taipei

No.	Name	Technical skills					
		Assists	Steals	Blocked Shots	Received 6m Fouls	Penalty Fouls	Turnovers
5	HSIEH Chihsuan	6	3	2		1	2
7	TING Hsihsien	1	1	1	1		1
10	PAN Yuanjen	1					
11	HSU Yuchen				1		
12	CHENG Shinyen						1
15	WU Pengwei						
17	SU Weilun	1					1
55	CHIU Pinsheng						
99	CHEN Guanru	1					
Team							
Totals		10	4	3	2	1	5

MRI - Mauritius

No.	Name	Technical skills					
		Assists	Steals	Blocked Shots	Received 6m Fouls	Penalty Fouls	Turnovers
1	FREDERICK Joey						
2	DADA Dary						
3	REVAUD Louis Julio Rivaldo						
4	CHAN Adrien	1			1		1
5	CLAIR Jason						7
6	MARCELIN Jean Emmanuel						1
7	THOMAS David	1					2
8	JOSON Michel						
9	ROMAIN Jean	1				2	2
Team							
Totals		3			1	2	13

Legend:

% Efficiency
DR Disqualifications with Report
SUS Suspension
1-Pt No. 1-Point-Shots Uniform Number
1-Pt Spin P6m 1-Point-Spinshots 6m Penalty Shots
D Spin Disqualifications Spinshots

MATCH AND REFEREES REPORT

BEACH HANDBALL

<input checked="" type="checkbox"/>	Youth Olympics
<input type="checkbox"/>	WCh
<input type="checkbox"/>	Int. Match

<input type="checkbox"/>	Qual.Match
<input type="checkbox"/>	Qual. Tournament
<input checked="" type="checkbox"/>	Final tournament

<input checked="" type="checkbox"/>	Men
<input type="checkbox"/>	Men's J
<input type="checkbox"/>	Men's Y

<input type="checkbox"/>	Women
<input type="checkbox"/>	Women's J
<input type="checkbox"/>	Women's Y

Matchnumber

M42

A / Home Team

B / Away Team

Final Result

Uruguay			Italy			
Place	Court No.	Date	Time	Spectators	TV	Report follows
Buenos Aires	3	11/10/2018	12:30			NO

1 : 2

No.	Team A	P	SUS	SUS	D	DR
1	GONZALEZ GUTIERREZ Santiago					
3	CEDRES COSTAS Tiago Hernan	4				
4	MARQUEZ GARCIA Victor Eduardo	8				
5	RUS MADERNI Mateo					
6	GAMBETTA PERDOMO Diego		3:23	5:51	5:51	
7	MARIANO YOUNG Jeronimo	4				
8	SOSA VARGAS David Ismael	4				
9	MATTERA MEDINA Ignacio Angel	7				
10	SAGASTI TRIAS Sebastian	14				
A	BALLETTO MARTINEZ Gaston Pedro					
B	BONINO MARTINEZ Alvaro Daniel					
C						
D						
Sig. Off.		TTO	9:43			

No.	Team B	P	SUS	SUS	D	DR
2	FREUND Alex	3				
6	PRANTNER Max	22				
9	PAVANI Giovanni					
10	MITTERRUTZNER Christian	12				
11	CAMPESTRINI Davide					
12	NOTARANGELO Davide	12				
13	CABRINI Giovanni		7:36			
14	CAPUZZO Matteo					
17	BRONZO Umberto	4				
A	MALATINO Vincenzo					
B	BARDINI Massimiliano					
C						
D						
Sig. Off.		TTO				

Referees	NOC	Signature
1	JAWORSKA E.	POL
2	GAWEL A.	POL

Technical Delegates	NOC	Signature
A	NAVARRETE C.	MEX
B	CABRILLANA M.	ARG

1st Period					
A	P	B	A	P	B
	1		9	23	
9	2	10		24	
	3			25	
10	4	12		26	
	5			27	
4	6	6		28	
	7			29	
3	8	10		30	
	9			31	
8	10	12		32	
	11			33	
7	12	12		34	
	13			35	
10	14	12		36	
	15			37	
7	16	10		38	
	17			39	
10	18	6		40	
	19			41	
10	20	6		42	
	21			43	
10	22	12		44	

2nd Period					
A	P	B	A	P	B
	1			23	
4	2	6		24	6
	3			25	
4	4	6		26	
	5			27	
10	6	6		28	
	7			29	
8	8	12		30	
	9			31	
9	10	6		32	
	11			33	
10	12	17		34	
	13			35	
	14	6		36	
	15			37	
	16	10		38	
	17			39	
	18	2		40	
	19			41	
	20	10		42	
	21			43	
	22	6		44	

1st Period	23 - 22	2nd Period	12 - 24
Result	1 - 0	Result	0 - 1
"Shoot-out"		Shootout	6 - 7
		Result	0 - 1

Team A										
N	4	3	7	9	8					
DG										6
P	2	2	/	2	/					
Team B										
N	10	12	6	17	2					
DG										7
P	2	/	2	2	1					

Legend:	D Disqualification	DG Direct Goal	DR Disqualification with Report	GG Golden Goal
No. Players Number	Off. Official	P Goal Points	SUS Suspension	
TO Team Timeout				



Results

Match M42
Uruguay 1 vs 2 Italy
REFEREES:

Jaworska Edyta (POL)

Gawel Anna (POL)

1st Period: 23 - 22
2nd Period: 12 - 24
Shootout: 6 - 7
URU - Uruguay

Headcoach: BALLETO MARTINEZ Gaston Pedro

Team time outs: 1

No.	Name	Total				Goals / Shots							Punishments			
		Points	Goals	Shots	%	1-Pt All	1-Pt Spin	Spin	In-flight	Specialist	Direct Goal	P6m	SUS	D	DR	
1	GONZALEZ GUTIERREZ Santiago															
3	CEDRES COSTAS Tiago Hernan	4	2	2	100			1 / 1	1 / 1							
4	MARQUEZ GARCIA Victor Eduardo	8	4	6	67	0 / 1		2 / 2		1 / 1		1 / 2				
5	RUS MADERNI Mateo															
6	GAMBETTA PERDOMO Diego												2	1		
7	MARIANO YOUNG Jeronimo	4	2	4	50			1 / 3	1 / 1							
8	SOSA VARGAS David Ismael	4	2	2	100					2 / 2						
9	MATTERA MEDINA Ignacio Angel	7	4	5	80	1 / 1		2 / 2	1 / 2							
10	SAGASTI TRIAS Sebastian	14	7	12	58					6 / 9		1 / 3				
Totals		41	21	31	68	1 / 2		6 / 8	3 / 4	9 / 12		2 / 5	2	1		

No.	Goalkeeper	Total			Saves / Shots						
		Saves	Shots	%	1-Pt All	1-Pt Spin	Spin	In-flight	Specialist	Direct Goal	P6m
1	GONZALEZ GUTIERREZ Santiago	4	31	13	0 / 1		4 / 24	0 / 1	0 / 3		0 / 2
Totals		4	31	13	0 / 1		4 / 24	0 / 1	0 / 3		0 / 2

ITA - Italy

Headcoach: MALATINO Vincenzo

No.	Name	Total				Goals / Shots							Punishments			
		Points	Goals	Shots	%	1-Pt All	1-Pt Spin	Spin	In-flight	Specialist	Direct Goal	P6m	SUS	D	DR	
2	FREUND Alex	3	2	2	100	1 / 1		1 / 1								
6	PRANTNER Max	22	11	12	92			8 / 9		2 / 2		1 / 1				
9	PAVANI Giovanni		0	1	0						0 / 1					
10	MITTERRUTZNER Christian	12	6	7	86			4 / 4	1 / 1			1 / 2				
11	CAMPESTRINI Davide															
12	NOTARANGELO Davide	12	6	12	50			6 / 11				0 / 1				
13	CABRINI Giovanni												1			
14	CAPUZZO Matteo															
17	BRONZO Umberto	4	2	2	100			1 / 1		1 / 1						
Totals		53	27	36	75	1 / 1		20 / 26	1 / 1	3 / 3	0 / 1	2 / 4	1			

No.	Goalkeeper	Total			Saves / Shots						
		Saves	Shots	%	1-Pt All	1-Pt Spin	Spin	In-flight	Specialist	Direct Goal	P6m
9	PAVANI Giovanni	3	17	18			1 / 6	1 / 3	0 / 6		1 / 2
14	CAPUZZO Matteo	2	9	22	1 / 2		0 / 1	0 / 1	0 / 3		1 / 2
Totals		5	26	19	1 / 2		1 / 7	1 / 4	0 / 9		2 / 4

Team Comparison

	1st Period				2nd Period			
	Uruguay		Italy		Uruguay		Italy	
	Goals/Shots	%	Goals/Shots	%	Goals/Shots	%	Goals/Shots	%
In-flight Shots	2 / 2	100	1 / 1	100	1 / 2	50		
Spin Shots	3 / 3	100	9 / 13	69	0 / 1	0	8 / 9	89
Specialist Shots	5 / 7	71			4 / 5	80	3 / 3	100
1-Point Shots	1 / 2	50						
Direct Goal Shots							0 / 1	0
6-meter Shots	1 / 2	50	1 / 3	33	1 / 3	33	1 / 1	100
1-Point Spin Shots								



Results

Uruguay 1 vs 2 Italy

REFEREES:

Jaworska Edyta (POL)
Gawel Anna (POL)

1st Period: 23 - 22
2nd Period: 12 - 24
Shootout: 6 - 7

URU - Uruguay

No.	Name	Technical skills					
		Assists	Steals	Blocked Shots	Received 6m Fouls	Penalty Fouls	Turnovers
1	GONZALEZ GUTIERREZ Santiago						1
3	CEDRES COSTAS Tiago Hernan	1			1	1	
4	MARQUEZ GARCIA Victor Eduardo	4		1	2		1
5	RUS MADERNI Mateo		1				
6	GAMBETTA PERDOMO Diego					2	
7	MARIANO YOUNG Jeronimo	2		1			2
8	SOSA VARGAS David Ismael						2
9	MATTERA MEDINA Ignacio Angel	1				1	1
10	SAGASTI TRIAS Sebastian				2		1
Team							
Totals		8	1	2	5	4	8

ITA - Italy

No.	Name	Technical skills					
		Assists	Steals	Blocked Shots	Received 6m Fouls	Penalty Fouls	Turnovers
2	FREUND Alex	2			2	1	
6	PRANTNER Max	1			1	1	1
9	PAVANI Giovanni						
10	MITTERRUTZNER Christian	5					1
11	CAMPESTRINI Davide					2	
12	NOTARANGELO Davide	4	2				1
13	CABRINI Giovanni					1	
14	CAPUZZO Matteo						
17	BRONZO Umberto	1			1		
Team							
Totals		13	2		4	5	3

Running Score

URU - ITA

1st Period

MATTERA MEDINA I.	2 : 0	MITTERRUTZNER C.	2 : 2
SAGASTI TRIAS S.	4 : 2	NOTARANGELO D.	4 : 4
MARQUEZ GARCIA V.	6 : 4	PRANTNER M.	6 : 6
CEDRES COSTAS T.	8 : 8	MITTERRUTZNER C.	6 : 8
SOSA VARGAS D.	10 : 8	NOTARANGELO D.	10 : 10
MARIANO YOUNG J.	12 : 10	NOTARANGELO D.	12 : 10
SAGASTI TRIAS S.	14 : 12	NOTARANGELO D.	12 : 12
MARIANO YOUNG J.	16 : 14	NOTARANGELO D.	14 : 14
SAGASTI TRIAS S.	18 : 16	MITTERRUTZNER C.	16 : 16
SAGASTI TRIAS S.	20 : 18	PRANTNER M.	18 : 18
SAGASTI TRIAS S.	22 : 18	PRANTNER M.	20 : 18
MATTERA MEDINA I.	23 : 20	PRANTNER M.	22 : 20
	23 : 22	NOTARANGELO D.	23 : 22

2nd Period

	0 : 2	PRANTNER M.	0 : 2
	0 : 4	PRANTNER M.	0 : 4
	0 : 6	PRANTNER M.	0 : 6
	0 : 8	NOTARANGELO D.	0 : 8
MARQUEZ GARCIA V.	2 : 8	PRANTNER M.	2 : 10
	2 : 12	BRONZO U.	2 : 12
MARQUEZ GARCIA V.	4 : 12	PRANTNER M.	4 : 14
	4 : 16	MITTERRUTZNER C.	4 : 16
SAGASTI TRIAS S.	6 : 16	PRANTNER M.	6 : 18
SOSA VARGAS D.	8 : 18	FREUND A.	6 : 18
	8 : 20	MITTERRUTZNER C.	8 : 20
	8 : 22	PRANTNER M.	8 : 22
MATTERA MEDINA I.	10 : 22	PRANTNER M.	10 : 24
	10 : 24	PRANTNER M.	10 : 24
SAGASTI TRIAS S.	12 : 24		

Shootout

MARQUEZ GARCIA V.	2 : 0	MITTERRUTZNER C.	2 : 2
CEDRES COSTAS T.	4 : 2	PRANTNER M.	4 : 4
MATTERA MEDINA I.	6 : 4	BRONZO U.	6 : 6
	6 : 7	FREUND A.	6 : 7

Legend:	1-Pt No.	1-Point-Shots Uniform Number	1-Pt Spin P6m	1-Point-Spinshots 6m Penalty Shots	D Spin	Disqualifications Spinshots
% Efficiency						
DR Disqualifications with Report						
SUS Suspension						

MATCH AND REFEREES REPORT

BEACH HANDBALL

<input checked="" type="checkbox"/>	Youth Olympics
<input type="checkbox"/>	WCh
<input type="checkbox"/>	Int. Match

<input type="checkbox"/>	Qual.Match
<input type="checkbox"/>	Qual. Tournament
<input checked="" type="checkbox"/>	Final tournament

<input checked="" type="checkbox"/>	Men
<input type="checkbox"/>	Men's J
<input type="checkbox"/>	Men's Y

<input type="checkbox"/>	Women
<input type="checkbox"/>	Women's J
<input type="checkbox"/>	Women's Y

Matchnumber

M43

A / Home Team

B / Away Team

Final Result

Venezuela			Mauritius			
Place	Court No.	Date	Time	Spectators	TV	Report follows
Buenos Aires	3	11/10/2018	16:10			NO

2 : 0

No.	Team A	P	SUS	SUS	D	DR
1	MEZA Mauriel					
4	SILVA Dixon	2	1:12			
6	MARQUEZ Michael	2				
10	SEIJAS Rainer	20				
11	GUZMAN Denyer					
12	TORRES Alvaro					
13	PENALOZA Sanders					
14	NOEL Ednelson	4				
16	LOPEZ Dairon	8				
A	TIMAURE Christopher					
B	MAMO Ghassan					
C						
D						
Sig. Off.		TTO				

No.	Team B	P	SUS	SUS	D	DR
1	FREDERICK Joey		16:47			
2	DADA Dary					
3	REVAUD Louis Julio Rivaldo					
4	CHAN Adrien					
5	CLAIR Jason	6				
6	MARCELIN Jean Emmanuel					
7	THOMAS David	4	9:59			
8	JOSON Michel					
9	ROMAIN Jean	6				
A	RABOUD-AMOORDON Karine					
B	CARRE Martial Georges Ludovic					
C						
D						
Sig. Off.		TTO	8:34			

Referees	NOC	Signature
1 ALDERAZI H.	BRN	
2 SHAMSAN H.	BRN	

Technical Delegates	NOC	Signature
A CARDONE C.	ITA	
B CABRILLANA M.	ARG	

1st Period					
A	P	B	A	P	B
	1			23	
10	2	9		24	
	3			25	
10	4	7		26	
	5			27	
14	6	7		28	
	7			29	
16	8	9		30	
	9			31	
10	10	5		32	
	11			33	
10	12			34	
	13			35	
4	14			36	
	15			37	
10	16			38	
	17			39	
16	18			40	
	19			41	
	20			42	
	21			43	
	22			44	

2nd Period					
A	P	B	A	P	B
	1			23	
16	2	9		24	
	3			25	
14	4	5		26	
	5			27	
10	6	5		28	
	7			29	
10	8			30	
	9			31	
6	10			32	
	11			33	
10	12			34	
	13			35	
10	14			36	
	15			37	
10	16			38	
	17			39	
16	18			40	
	19			41	
	20			42	
	21			43	
	22			44	

1st Period	18 - 10	2nd Period	18 - 6
Result	1 - 0	Result	1 - 0
"Shoot-out"		Shootout	
		Result	

Team A									
N									
DG									
P									
Team B									
N									
DG									
P									

Legend:			
D	Disqualification	DG	Direct Goal
No.	Players Number	Off.	Official
TO	Team Timeout	DR	Disqualification with Report
		P	Goal Points
		GG	Golden Goal
		SUS	Suspension



Results

Match M43
Venezuela 2 vs 0 Mauritius
REFEREES:

 Alderazi Hani (BRN)
 Shamsan Hasan (BRN)

1st Period: 18 - 10
2nd Period: 18 - 6
VEN - Venezuela

Headcoach: TIMAURE Christopher

No.	Name	Total				Goals / Shots							Punishments		
		Points	Goals	Shots	%	1-Pt All	1-Pt Spin	Spin	In-flight	Specialist	Direct Goal	P6m	SUS	D	DR
1	MEZA Mauriel														
4	SILVA Dixon	2	1	3	33			1 / 1	0 / 2				1		
6	MARQUEZ Michael	2	1	2	50				1 / 2						
10	SEIJAS Rainer	20	10	14	71					9 / 13		1 / 1			
11	GUZMAN Denyer														
12	TORRES Alvaro														
13	PENALOZA Sanders														
14	NOEL Ednelson	4	2	4	50			1 / 2	1 / 2						
16	LOPEZ Dairon	8	4	5	80			1 / 2	3 / 3						
Totals		36	18	28	64			3 / 5	5 / 9	9 / 13		1 / 1	1		

No.	Goalkeeper	Total			Saves / Shots						
		Saves	Shots	%	1-Pt All	1-Pt Spin	Spin	In-flight	Specialist	Direct Goal	P6m
1	MEZA Mauriel	0	1	0			0 / 1				
12	TORRES Alvaro	5	12	42	1 / 1		3 / 7		1 / 3		0 / 1
Totals		5	13	38	1 / 1		3 / 8		1 / 3		0 / 1

MRI - Mauritius

Headcoach: RABOUD-AMOORDON Karine

Team time outs: 1

No.	Name	Total				Goals / Shots							Punishments		
		Points	Goals	Shots	%	1-Pt All	1-Pt Spin	Spin	In-flight	Specialist	Direct Goal	P6m	SUS	D	DR
1	FREDERICK Joey												1		
2	DADA Dary														
3	REVAUD Louis Julio Rivaldo														
4	CHAN Adrien		0	2	0			0 / 2							
5	CLAIR Jason	6	3	4	75			3 / 4							
6	MARCELIN Jean Emmanuel		0	2	0	0 / 1		0 / 1							
7	THOMAS David	4	2	7	29					2 / 7			1		
8	JOSON Michel														
9	ROMAIN Jean	6	3	7	43			2 / 5				1 / 2			
Totals		16	8	22	36	0 / 1		5 / 12		2 / 7		1 / 2	2		

No.	Goalkeeper	Total			Saves / Shots						
		Saves	Shots	%	1-Pt All	1-Pt Spin	Spin	In-flight	Specialist	Direct Goal	P6m
1	FREDERICK Joey	4	22	18			0 / 3	1 / 6	3 / 12		0 / 1
Totals		4	22	18			0 / 3	1 / 6	3 / 12		0 / 1

Team Comparison

	1st Period				2nd Period			
	Venezuela		Mauritius		Venezuela		Mauritius	
	Goals/Shots	%	Goals/Shots	%	Goals/Shots	%	Goals/Shots	%
In-flight Shots	2 / 3	67			3 / 6	50		
Spin Shots	2 / 3	67	3 / 7	43	1 / 2	50	2 / 5	40
Specialist Shots	5 / 6	83	2 / 5	40	4 / 7	57	0 / 2	0
1-Point Shots							0 / 1	0
Direct Goal Shots								
6-meter Shots					1 / 1	100	1 / 2	50
1-Point Spin Shots								



Results

Venezuela 2 vs 0 Mauritius

REFEREES:

Alderazi Hani (BRN)
Shamsan Hasan (BRN)

1st Period: 18 - 10

2nd Period: 18 - 6

Running Score

VEN - MRI

1st Period

SEIJAS R. 2 : 0
SEIJAS R. 4 : 0
NOEL E. 6 : 0
LOPEZ D. 8 : 0
8 : 2 ROMAIN J.
SEIJAS R. 10 : 2
10 : 4 THOMAS D.
SEIJAS R. 12 : 4
12 : 6 THOMAS D.
SILVA D. 14 : 6
SEIJAS R. 16 : 6
16 : 8 ROMAIN J.
LOPEZ D. 18 : 8
18 : 10 CLAIR J.

2nd Period

0 : 2 ROMAIN J.
LOPEZ D. 2 : 2
NOEL E. 4 : 2
4 : 4 CLAIR J.
SEIJAS R. 6 : 4
6 : 6 CLAIR J.
SEIJAS R. 8 : 6
MARQUEZ M. 10 : 6
SEIJAS R. 12 : 6
SEIJAS R. 14 : 6
SEIJAS R. 16 : 6
LOPEZ D. 18 : 6

VEN - Venezuela

No.	Name	Technical skills					
		Assists	Steals	Blocked Shots	Received 6m Fouls	Penalty Fouls	Turnovers
1	MEZA Mauriel						1
4	SILVA Dixon	1					1
6	MARQUEZ Michael	1	3		1	1	
10	SEIJAS Rainer						3
11	GUZMAN Denyer	2		1			
12	TORRES Alvaro						
13	PENALOZA Sanders		1			1	
14	NOEL Ednelson		1				
16	LOPEZ Dairon	3					
Team							
Totals		7	5	1	1	2	5

MRI - Mauritius

No.	Name	Technical skills					
		Assists	Steals	Blocked Shots	Received 6m Fouls	Penalty Fouls	Turnovers
1	FREDERICK Joey						2
2	DADA Dary						
3	REVAUD Louis Julio Rivaldo						
4	CHAN Adrien	1					1
5	CLAIR Jason	2			1		3
6	MARCELIN Jean Emmanuel						1
7	THOMAS David						1
8	JOSON Michel					1	
9	ROMAIN Jean	4			1		1
Team							1
Totals		7			2	1	10

Legend:

% Efficiency
DR Disqualifications with Report
SUS Suspension
1-Pt No. 1-Point-Shots Uniform Number
1-Pt Spin P6m 1-Point-Spinshots 6m Penalty Shots
D Spin Disqualifications Spinshots

MATCH AND REFEREES REPORT

BEACH HANDBALL

<input checked="" type="checkbox"/>	Youth Olympics
<input type="checkbox"/>	WCh
<input type="checkbox"/>	Int. Match

<input type="checkbox"/>	Qual.Match
<input type="checkbox"/>	Qual. Tournament
<input checked="" type="checkbox"/>	Final tournament

<input checked="" type="checkbox"/>	Men
<input type="checkbox"/>	Men's J
<input type="checkbox"/>	Men's Y

<input type="checkbox"/>	Women
<input type="checkbox"/>	Women's J
<input type="checkbox"/>	Women's Y

Matchnumber

M44

A / Home Team

B / Away Team

Final Result

Chinese Taipei				Italy			
Place	Court No.	Date	Time	Spectators	TV	Report follows	
Buenos Aires	2	11/10/2018	17:00			YES	

0 : 2

No.	Team A	P	SUS	SUS	D	DR
5	HSIEH Chihshuan	11				17:52
7	TING Hsihsien	2				
10	PAN Yuanjen					
11	HSU Yuchen	8				
12	CHENG Shinyen					
15	WU Pengwei	10				
17	SU Weilun	2				
55	CHIU Pinsheng					
99	CHEN Guanru	4				
A	KAO Chihching					
B						
C						
D						
Sig. Off.		TTO				9:51

No.	Team B	P	SUS	SUS	D	DR
2	FREUND Alex	10				
6	PRANTNER Max	9				
9	PAVANI Giovanni					
10	MITTERRUTZNER Christian	6				
11	CAMPESTRINI Davide					
12	NOTARANGELO Davide	14				
13	CABRINI Giovanni		10:52			
14	CAPUZZO Matteo					
17	BRONZO Umberto	4				
A	MALATINO Vincenzo					
B	BARDINI Massimiliano					
C						
D						
Sig. Off.		TTO				9:25

Referees	NOC	Signature
1	VIDOVIC T.	CRO
2	VISNJIC N.	CRO

Technical Delegates	NOC	Signature
A	PERKINS G.	USA
B	SORIA J.	ARG

1st Period					
A	P	B	A	P	B
	1			23	
99	2	6		24	
	3	12		25	
5	4			26	
	5	12		27	
99	6			28	
	7	17		29	
5	8			30	
	9	6		31	
15	10			32	
	11	12		33	
7	12			34	
	13	10		35	
5	14			36	
	15	10		37	
15	16	12		38	
5	17			39	
	18	12		40	
	19			41	
	20	17		42	
	21			43	
	22	6		44	

2nd Period					
A	P	B	A	P	B
	1			23	
17	2	2		24	
	3			25	
15	4	12		26	
	5			27	
11	6	12		28	
	7			29	
5	8	2		30	
	9			31	
11	10	6		32	
	11			33	
15	12	12		34	
	13			35	
5	14	2		36	
	15			37	
11	16	10		38	
	17	6		39	
15	18			40	
	19	2		41	
11	20			42	
	21	2		43	
	22			44	

1st Period	17 - 22	2nd Period	20 - 21
Result	0 - 1	Result	0 - 1
"Shoot-out"		Shootout	
		Result	

Team A									
N	DG	P	N	DG	P	N	DG	P	N

Legend:							
D	Disqualification	DG	Direct Goal	DR	Disqualification with Report	GG	Golden Goal
No.	Players Number	Off.	Official	P	Goal Points	SUS	Suspension
TO	Team Timeout						



Results

Match M44
Chinese Taipei 0 vs 2 Italy
REFEREES:

 Vidovic Tea (CRO)
 Visnjic Natasa (CRO)

1st Period: 17 - 22
2nd Period: 20 - 21
TPE - Chinese Taipei

Headcoach: KAO Chihching

Team time outs: 1

No.	Name	Total				Goals / Shots							Punishments		
		Points	Goals	Shots	%	1-Pt All	1-Pt Spin	Spin	In-flight	Specialist	Direct Goal	P6m	SUS	D	DR
5	HSIEH Chihshuan	11	6	10	60	1 / 1	1 / 1	4 / 4	1 / 3			0 / 2			1
7	TING Hsihsien	2	1	3	33			0 / 1	1 / 2						
10	PAN Yuanjen														
11	HSU Yuchen	8	4	5	80					4 / 5					
12	CHENG Shinyen														
15	WU Pengwei	10	5	8	63			3 / 5	1 / 1			1 / 2			
17	SU Weilun	2	1	3	33			0 / 1	1 / 1	0 / 1					
55	CHIU Pinsheng														
99	CHEN Guanru	4	2	3	67			0 / 1	2 / 2						
Totals		37	19	32	59	1 / 1	1 / 1	7 / 12	6 / 9	4 / 6		1 / 4			1

No.	Goalkeeper	Total			Saves / Shots						
		Saves	Shots	%	1-Pt All	1-Pt Spin	Spin	In-flight	Specialist	Direct Goal	P6m
12	CHENG Shinyen	7	30	23	0 / 3	0 / 3	4 / 16	1 / 2	2 / 9		
Totals		7	30	23	0 / 3	0 / 3	4 / 16	1 / 2	2 / 9		

ITA - Italy

Headcoach: MALATINO Vincenzo

Team time outs: 1

No.	Name	Total				Goals / Shots							Punishments		
		Points	Goals	Shots	%	1-Pt All	1-Pt Spin	Spin	In-flight	Specialist	Direct Goal	P6m	SUS	D	DR
2	FREUND Alex	10	5	5	100					5 / 5					
6	PRANTNER Max	9	5	11	45	1 / 1	1 / 1	4 / 10							
9	PAVANI Giovanni		0	1	0						0 / 1				
10	MITTERRUTZNER Christian	6	3	5	60			2 / 3	1 / 2						
11	CAMPESTRINI Davide														
12	NOTARANGELO Davide	14	8	9	89	2 / 2	2 / 2	6 / 7							
13	CABRINI Giovanni												1		
14	CAPUZZO Matteo														
17	BRONZO Umberto	4	2	4	50					2 / 4					
Totals		43	23	35	66	3 / 3	3 / 3	12 / 20	1 / 2	7 / 9	0 / 1		1		

No.	Goalkeeper	Total			Saves / Shots						
		Saves	Shots	%	1-Pt All	1-Pt Spin	Spin	In-flight	Specialist	Direct Goal	P6m
9	PAVANI Giovanni	9	24	38	0 / 1	0 / 1	2 / 8	3 / 8	2 / 5		2 / 2
14	CAPUZZO Matteo	0	4	0			0 / 1	0 / 1	0 / 1		0 / 1
Totals		9	28	32	0 / 1	0 / 1	2 / 9	3 / 9	2 / 6		2 / 3

Team Comparison

	1st Period				2nd Period			
	Chinese Taipei		Italy		Chinese Taipei		Italy	
	Goals/Shots	%	Goals/Shots	%	Goals/Shots	%	Goals/Shots	%
In-flight Shots	5 / 7	71			1 / 2	50	1 / 2	50
Spin Shots	3 / 4	75	8 / 11	73	4 / 8	50	4 / 9	44
Specialist Shots	0 / 2	0	2 / 4	50	4 / 4	100	5 / 5	100
1-Point Shots	1 / 1	100	2 / 2	100			1 / 1	100
Direct Goal Shots							0 / 1	0
6-meter Shots	0 / 2	0			1 / 2	50		
1-Point Spin Shots	1 / 1	100	2 / 2	100			1 / 1	100



Results

Chinese Taipei 0 vs 2 Italy

REFEREES:

Vidovic Tea (CRO)
Visnjic Natasa (CRO)

1st Period: 17 - 22
2nd Period: 20 - 21

TPE - Chinese Taipei

No.	Name	Technical skills					
		Assists	Steals	Blocked Shots	Received 6m Fouls	Penalty Fouls	Turnovers
5	HSIEH Chihsuan	1	1		1		
7	TING Hsihsien	2		1	1		
10	PAN Yuanjen	1					
11	HSU Yuchen						1
12	CHENG Shinyen						2
15	WU Pengwei	6			1		
17	SU Weilun	2			1		1
55	CHIU Pinsheng		1				
99	CHEN Guanru						2
Team							
Totals		12	2	1	4		6

ITA - Italy

No.	Name	Technical skills					
		Assists	Steals	Blocked Shots	Received 6m Fouls	Penalty Fouls	Turnovers
2	FREUND Alex						
6	PRANTNER Max	9					1
9	PAVANI Giovanni						
10	MITTERRUTZNER Christian	8					
11	CAMPESTRINI Davide					1	
12	NOTARANGELO Davide	2	1			1	1
13	CABRINI Giovanni					2	
14	CAPUZZO Matteo						2
17	BRONZO Umberto						2
Team							1
Totals		19	1			4	7

Running Score

TPE - ITA

1st Period

0 : 2 PRANTNER M.
0 : 3 NOTARANGELO D.
0 : 5 NOTARANGELO D.
0 : 7 BRONZO U.
CHEN G. 2 : 7
2 : 9 PRANTNER M.
HSIEH C. 4 : 9
4 : 11 NOTARANGELO D.
CHEN G. 6 : 11
6 : 13 MITTERRUTZNER C.
6 : 15 MITTERRUTZNER C.
HSIEH C. 8 : 15
8 : 16 NOTARANGELO D.
WU P. 10 : 16
TING H. 12 : 16
12 : 18 NOTARANGELO D.
HSIEH C. 14 : 18
14 : 20 BRONZO U.
WU P. 16 : 20
HSIEH C. 17 : 20
17 : 22 PRANTNER M.

2nd Period

0 : 2 FREUND A.
SU W. 2 : 2
WU P. 4 : 2
4 : 4 NOTARANGELO D.
HSU Y. 6 : 4
HSIEH C. 8 : 4
8 : 6 NOTARANGELO D.
HSU Y. 10 : 6
10 : 8 FREUND A.
10 : 10 PRANTNER M.
10 : 12 NOTARANGELO D.
WU P. 12 : 12
12 : 14 FREUND A.
HSIEH C. 14 : 14
14 : 16 MITTERRUTZNER C.
HSU Y. 16 : 16
16 : 17 PRANTNER M.
WU P. 18 : 17
18 : 19 FREUND A.
HSU Y. 20 : 19
20 : 21 FREUND A.

Legend:

% Efficiency
DR Disqualifications with Report
SUS Suspension
1-Pt No. 1-Point-Shots Uniform Number
1-Pt Spin P6m 1-Point-Spinshots 6m Penalty Shots
D Spin Disqualifications Spinshots

MATCH AND REFEREES REPORT

BEACH HANDBALL

<input checked="" type="checkbox"/>	Youth Olympics
<input type="checkbox"/>	WCh
<input type="checkbox"/>	Int. Match

<input type="checkbox"/>	Qual.Match
<input type="checkbox"/>	Qual. Tournament
<input checked="" type="checkbox"/>	Final tournament

<input checked="" type="checkbox"/>	Men
<input type="checkbox"/>	Men's J
<input type="checkbox"/>	Men's Y

<input type="checkbox"/>	Women
<input type="checkbox"/>	Women's J
<input type="checkbox"/>	Women's Y

Matchnumber

M45

A / Home Team

B / Away Team

Final Result

Uruguay			Paraguay			
Place	Court No.	Date	Time	Spectators	TV	Report follows
Buenos Aires	3	11/10/2018	17:00			NO

1 : 2

No.	Team A	P	SUS	SUS	D	DR
1	GONZALEZ GUTIERREZ Santiago					
3	CEDRES COSTAS Tiago Hernan	8				
4	MARQUEZ GARCIA Victor Eduardo	8				
5	RUS MADERNI Mateo					
6	GAMBETTA PERDOMO Diego					
7	MARIANO YOUNG Jeronimo					
8	SOSA VARGAS David Ismael					
9	MATTERA MEDINA Ignacio Angel	8	19:41			
10	SAGASTI TRIAS Sebastian	13				
A	BALLETTO MARTINEZ Gaston Pedro					
B	BONINO MARTINEZ Alvaro Daniel					
C						
D						
Sig. Off.		TTO				

No.	Team B	P	SUS	SUS	D	DR
2	ALDERETE Alex	8				
5	BARRIOS VILLALBA Ariel Armando					
8	VALLEJOS Isaias	6				
11	OZORIO Nelson	2				
12	BALMACEDA Jorge					
13	CACERES NETTO Marcelo Nicolas	6				
16	LLANES Carlos	12				
19	FERNANDEZ Alan	2				
21	FIGUEROA Gabriel	6				
A	VELOSO Jose					
B	RUIZ DIAZ Luis					
C						
D						
Sig. Off.		TTO	9:13		6:13	

Referees	NOC	Signature
1 DIAZ M.	ARG	
2 MAC COLL L.	ARG	

Technical Delegates	NOC	Signature
A NAVARRETE C.	MEX	
B RODRIGUEZ L.	ARG	

1st Period					
A	P	B	A	P	B
	1			23	
10	2	16		24	
	3			25	
10	4	8		26	
	5			27	
4	6	11		28	
	7			29	
9	8	13		30	
	9			31	
9	10	8		32	
	11			33	
	12	13		34	
	13			35	
	14	2		36	
	15			37	
	16	8		38	
	17			39	
	18			40	
	19			41	
	20			42	
	21			43	
	22			44	

2nd Period					
A	P	B	A	P	B
	1	21		23	
10	2			24	
	3	16		25	
10	4			26	
	5	21		27	
3	6	21		28	
	7			29	
10	8	2		30	
	9			31	
4	10	2		32	
	11			33	
9	12	16		34	
	13			35	
3	14	16		36	
	15			37	
4	16	16		38	
10	17			39	
	18			40	
3	19			41	
	20			42	
	21			43	
	22			44	

1st Period	10 - 16	2nd Period	19 - 16
Result	0 - 1	Result	1 - 0
"Shoot-out"		Shootout	8 - 10
		Result	0 - 1

Team A										
N	4	3	10	9	8					
DG										8
P	2	2	2	2						
Team B										
N	19	21	16		13					
DG				2						10
P	2	2	2	2	2					

Legend:	D Disqualification	DG Direct Goal	DR Disqualification with Report	GG Golden Goal
No. Players Number	Off. Official	P Goal Points	SUS Suspension	
TO Team Timeout				



Results

Match M45
Uruguay 1 vs 2 Paraguay
REFEREES:

 Diaz Mery (ARG)
 Mac Coll Lorena (ARG)

1st Period: 10 - 16
2nd Period: 19 - 16
Shootout: 8 - 10
URU - Uruguay

 Headcoach: **BALLETTO MARTINEZ Gaston Pedro**

No.	Name	Total				Goals / Shots							Punishments		
		Points	Goals	Shots	%	1-Pt All	1-Pt Spin	Spin	In-flight	Specialist	Direct Goal	P6m	SUS	D	DR
1	GONZALEZ GUTIERREZ Santiago		0	1	0						0 / 1				
3	CEDRES COSTAS Tiago Hernan	8	4	4	100			2 / 2	2 / 2						
4	MARQUEZ GARCIA Victor Eduardo	8	4	8	50			4 / 8							
5	RUS MADERNI Mateo														
6	GAMBETTA PERDOMO Diego														
7	MARIANO YOUNG Jeronimo		0	1	0			0 / 1							
8	SOSA VARGAS David Ismael		0	2	0			0 / 1		0 / 1					
9	MATTERA MEDINA Ignacio Angel	8	4	5	80			1 / 2	3 / 3				1		
10	SAGASTI TRIAS Sebastian	13	7	10	70	1 / 2	1 / 1	3 / 5		1 / 1		2 / 2			
Totals		37	19	31	61	1 / 2	1 / 1	10 / 19	5 / 5	1 / 2	0 / 1	2 / 2	1		

No.	Goalkeeper	Total			Saves / Shots						
		Saves	Shots	%	1-Pt All	1-Pt Spin	Spin	In-flight	Specialist	Direct Goal	P6m
1	GONZALEZ GUTIERREZ Santiago	5	26	19	1 / 3	0 / 1	2 / 13	0 / 2	2 / 6	0 / 1	0 / 1
9	MATTERA MEDINA Ignacio Angel	0	1	0			0 / 1				
Totals		5	27	19	1 / 3	0 / 1	2 / 14	0 / 2	2 / 6	0 / 1	0 / 1

PAR - Paraguay

 Headcoach: **VELOSO Jose**

Team time outs: 2

No.	Name	Total				Goals / Shots							Punishments		
		Points	Goals	Shots	%	1-Pt All	1-Pt Spin	Spin	In-flight	Specialist	Direct Goal	P6m	SUS	D	DR
2	ALDERETE Alex	8	4	5	80					3 / 4	1 / 1				
5	BARRIOS VILLALBA Ariel Armando														
8	VALLEJOS Isaias	6	3	3	100			3 / 3							
11	OZORIO Nelson	2	1	2	50					1 / 2					
12	BALMACEDA Jorge														
13	CACERES NETTO Marcelo Nicolas	6	3	4	75			2 / 3	1 / 1						
16	LLANES Carlos	12	6	9	67	0 / 1		4 / 5	1 / 1			1 / 2			
19	FERNANDEZ Alan	2	1	1	100			1 / 1							
21	FIGUEROA Gabriel	6	4	6	67	2 / 2	1 / 1	2 / 4							
Totals		42	22	30	73	2 / 3	1 / 1	12 / 16	2 / 2	4 / 6	1 / 1	1 / 2			

No.	Goalkeeper	Total			Saves / Shots						
		Saves	Shots	%	1-Pt All	1-Pt Spin	Spin	In-flight	Specialist	Direct Goal	P6m
12	BALMACEDA Jorge	9	25	36	1 / 2	0 / 1	7 / 14	0 / 5	1 / 2		0 / 2
19	FERNANDEZ Alan	0	3	0			0 / 3				
21	FIGUEROA Gabriel										
Totals		9	28	32	1 / 2	0 / 1	7 / 17	0 / 5	1 / 2		0 / 2

Team Comparison

	1st Period				2nd Period			
	Uruguay		Paraguay		Uruguay		Paraguay	
	Goals/Shots	%	Goals/Shots	%	Goals/Shots	%	Goals/Shots	%
In-flight Shots	2 / 2	100	1 / 1	100	3 / 3	100	1 / 1	100
Spin Shots	1 / 7	14	4 / 8	50	5 / 7	71	4 / 4	100
Specialist Shots	1 / 2	50	2 / 2	100			2 / 4	50
1-Point Shots			0 / 1	0	1 / 2	50	2 / 2	100
Direct Goal Shots	0 / 1	0						
6-meter Shots	1 / 1	100	1 / 1	100	1 / 1	100	0 / 1	0
1-Point Spin Shots					1 / 1	100	1 / 1	100



Results

Uruguay 1 vs 2 Paraguay

REFEREES:

Diaz Mery (ARG)
Mac Coll Lorena (ARG)

1st Period: 10 - 16
2nd Period: 19 - 16
Shootout: 8 - 10

URU - Uruguay

No.	Name	Technical skills					
		Assists	Steals	Blocked Shots	Received 6m Fouls	Penalty Fouls	Turnovers
1	GONZALEZ GUTIERREZ Santiago						
3	CEDRES COSTAS Tiago Hernan						
4	MARQUEZ GARCIA Victor Eduardo	3			1		
5	RUS MADERNI Mateo		1	1			
6	GAMBETTA PERDOMO Diego						
7	MARIANO YOUNG Jeronimo						1
8	SOSA VARGAS David Ismael	1					
9	MATTERA MEDINA Ignacio Angel					2	
10	SAGASTI TRIAS Sebastian	5			1		3
Team							
Totals		9	1	1	2	2	4

PAR - Paraguay

No.	Name	Technical skills					
		Assists	Steals	Blocked Shots	Received 6m Fouls	Penalty Fouls	Turnovers
2	ALDERETE Alex	1			1		2
5	BARRIOS VILLALBA Ariel Armando					1	
8	VALLEJOS Isaias	1	1				1
11	OZORIO Nelson						1
12	BALMACEDA Jorge	1					
13	CACERES NETTO Marcelo Nicolas	2			1		1
16	LLANES Carlos						1
19	FERNANDEZ Alan					1	
21	FIGUEROA Gabriel	3					
Team							
Totals		8	1		2	2	6

Running Score

URU - PAR

1st Period

0 : 2	LLANES C.
SAGASTI TRIAS S. 2 : 2	
SAGASTI TRIAS S. 4 : 2	
4 : 4	VALLEJOS I.
4 : 6	OZORIO N.
4 : 8	CACERES NETTO M.
MARQUEZ GARCIA V. 6 : 8	
6 : 10	VALLEJOS I.
6 : 12	CACERES NETTO M.
MATTERA MEDINA I. 8 : 12	
8 : 14	ALDERETE A.
MATTERA MEDINA I. 10 : 14	
10 : 16	VALLEJOS I.

2nd Period

0 : 1	FIGUEROA G.
SAGASTI TRIAS S. 2 : 1	
2 : 3	LLANES C.
SAGASTI TRIAS S. 4 : 3	
CEDRES COSTAS T. 6 : 3	
6 : 5	FIGUEROA G.
SAGASTI TRIAS S. 8 : 5	
8 : 6	FIGUEROA G.
MARQUEZ GARCIA V. 10 : 6	
10 : 8	ALDERETE A.
MATTERA MEDINA I. 12 : 8	
12 : 10	ALDERETE A.
CEDRES COSTAS T. 14 : 10	
MARQUEZ GARCIA V. 16 : 10	
16 : 12	LLANES C.
SAGASTI TRIAS S. 17 : 12	
17 : 14	LLANES C.
CEDRES COSTAS T. 19 : 14	
19 : 16	LLANES C.

Shootout

0 : 2	FERNANDEZ A.
MARQUEZ GARCIA V. 2 : 2	
2 : 4	FIGUEROA G.
CEDRES COSTAS T. 4 : 4	
4 : 6	LLANES C.
SAGASTI TRIAS S. 6 : 6	
6 : 8	ALDERETE A.
MATTERA MEDINA I. 8 : 8	
8 : 10	CACERES NETTO M.

Legend:	Efficiency	1-Pt	1-Point-Shots	1-Pt Spin	1-Point-Spinshots	D	Disqualifications
%		No.	Uniform Number	P6m	6m Penalty Shots	Spin	Spinshots
DR	Disqualifications with Report						
SUS	Suspension						

MATCH AND REFEREES REPORT

BEACH HANDBALL

<input checked="" type="checkbox"/>	Youth Olympics
<input type="checkbox"/>	WCh
<input type="checkbox"/>	Int. Match

<input type="checkbox"/>	Qual.Match
<input type="checkbox"/>	Qual. Tournament
<input checked="" type="checkbox"/>	Final tournament

<input checked="" type="checkbox"/>	Men
<input type="checkbox"/>	Men's J
<input type="checkbox"/>	Men's Y

<input type="checkbox"/>	Women
<input type="checkbox"/>	Women's J
<input type="checkbox"/>	Women's Y

Matchnumber

M46

A / Home Team

B / Away Team

Final Result

Chinese Taipei			Paraguay			
Place	Court No.	Date	Time	Spectators	TV	Report follows
Buenos Aires	3	12/10/2018	11:40			NO

2 : 0

No.	Team A	P	SUS	SUS	D	DR
7	TING Hsihsien	2				
10	PAN Yuanjen	4	10:52			
11	HSU Yuchen	12				
12	CHENG Shinyen	2				
15	WU Pengwei	2				
17	SU Weilun	10				
55	CHIU Pinsheng					
99	CHEN Guanru	17				
A	KAO Chihching					
B						
C						
D						
Sig. Off.		TTO				

No.	Team B	P	SUS	SUS	D	DR
2	ALDERETE Alex	4				
5	BARRIOS VILLALBA Ariel Armando					
8	VALLEJOS Isaias					
11	OZORIO Nelson	2				
12	BALMACEDA Jorge					
13	CACERES NETTO Marcelo Nicolas	8				
16	LLANES Carlos	14				
19	FERNANDEZ Alan					
21	FIGUEROA Gabriel					
A	VELOSO Jose					
B	RUIZ DIAZ Luis					
C						
D						
Sig. Off.		TTO	4:30		8:31	

Referees	NOC	Signature
1	CARDONE L.	ITA
2	MANUELE S.	ITA

Technical Delegates	NOC	Signature
A	KAVCIC M.	SLO
B	CABRILLANA M.	ARG

1st Period					
A	P	B	A	P	B
	1			23	
11	2	2	99	24	
	3		99	25	
17	4	16		26	
	5			27	
10	6	2		28	
	7			29	
99	8	16		30	
	9			31	
99	10	16		32	
	11			33	
99	12	11		34	
	13			35	
17	14	13		36	
	15			37	
11	16	13		38	
	17			39	
11	18	16		40	
	19			41	
10	20			42	
	21			43	
12	22			44	

2nd Period					
A	P	B	A	P	B
	1			23	
99	2	16	11	24	
	3			25	
7	4	13		26	
	5			27	
15	6	16		28	
	7			29	
17	8	13		30	
	9			31	
99	10	16		32	
	11			33	
11	12			34	
	13			35	
17	14			36	
	15			37	
11	16			38	
	17			39	
99	18			40	
	19			41	
17	20			42	
	21			43	
99	22			44	

1st Period	25 - 18	2nd Period	24 - 10
Result	1 - 0	Result	1 - 0
"Shoot-out"		Shootout	
		Result	

Team A

N									
DG									
P									

Team B

N									
DG									
P									

Legend:
D Disqualification
No. Players Number
TO Team Timeout
DG Direct Goal
Off. Official
DR Disqualification with Report
P Goal Points
GG Golden Goal
SUS Suspension



Results

Match M46
Chinese Taipei 2 vs 0 Paraguay
REFEREES:

 Cardone Luciano (ITA)
 Manuele Sebastiano (ITA)

1st Period: 25 - 18
2nd Period: 24 - 10
TPE - Chinese Taipei

Headcoach: KAO Chihching

No.	Name	Total				Goals / Shots							Punishments		
		Points	Goals	Shots	%	1-Pt All	1-Pt Spin	Spin	In-flight	Specialist	Direct Goal	P6m	SUS	D	DR
7	TING Hsihsien	2	1	3	33			1 / 2	0 / 1						
10	PAN Yuanjen	4	2	3	67			1 / 2				1 / 1	1		
11	HSU Yuchen	12	6	6	100					6 / 6					
12	CHENG Shinyen	2	1	2	50					0 / 1	1 / 1				
15	WU Pengwei	2	1	2	50			1 / 2							
17	SU Weilun	10	5	6	83			2 / 3	1 / 1	2 / 2					
55	CHIU Pinsheng														
99	CHEN Guanru	17	9	12	75	1 / 1		3 / 3	5 / 7			0 / 1			
Totals		49	25	34	74	1 / 1		8 / 12	6 / 9	8 / 9	1 / 1	1 / 2	1		

No.	Goalkeeper	Total			Saves / Shots						
		Saves	Shots	%	1-Pt All	1-Pt Spin	Spin	In-flight	Specialist	Direct Goal	P6m
12	CHENG Shinyen	10	24	42	1 / 1		5 / 12	1 / 3	1 / 4	2 / 2	0 / 2
Totals		10	24	42	1 / 1		5 / 12	1 / 3	1 / 4	2 / 2	0 / 2

PAR - Paraguay

Headcoach: VELOSO Jose

Team time outs: 2

No.	Name	Total				Goals / Shots							Punishments		
		Points	Goals	Shots	%	1-Pt All	1-Pt Spin	Spin	In-flight	Specialist	Direct Goal	P6m	SUS	D	DR
2	ALDERETE Alex	4	2	3	67					2 / 3					
5	BARRIOS VILLALBA Ariel Armando														
8	VALLEJOS Isaias		0	1	0			0 / 1							
11	OZORIO Nelson	2	1	4	25	0 / 1		0 / 2		1 / 1					
12	BALMACEDA Jorge														
13	CACERES NETTO Marcelo Nicolas	8	4	9	44			4 / 9							
16	LLANES Carlos	14	7	9	78			3 / 4	2 / 3			2 / 2			
19	FERNANDEZ Alan		0	1	0			0 / 1							
21	FIGUEROA Gabriel		0	3	0			0 / 1			0 / 2				
Totals		28	14	30	47	0 / 1		7 / 18	2 / 3	3 / 4	0 / 2	2 / 2			

No.	Goalkeeper	Total			Saves / Shots						
		Saves	Shots	%	1-Pt All	1-Pt Spin	Spin	In-flight	Specialist	Direct Goal	P6m
12	BALMACEDA Jorge	0	6	0			0 / 4	0 / 2			
21	FIGUEROA Gabriel	4	22	18	0 / 1		2 / 6	1 / 5	0 / 7	0 / 1	1 / 2
Totals		4	29	14	0 / 1		2 / 10	1 / 7	0 / 8	0 / 1	1 / 2

Team Comparison

	1st Period				2nd Period			
	Chinese Taipei		Paraguay		Chinese Taipei		Paraguay	
	Goals/Shots	%	Goals/Shots	%	Goals/Shots	%	Goals/Shots	%
In-flight Shots	2 / 3	67	1 / 1	100	4 / 6	67	1 / 2	50
Spin Shots	5 / 7	71	3 / 9	33	3 / 5	60	4 / 9	44
Specialist Shots	3 / 4	75	3 / 3	100	5 / 5	100	0 / 1	0
1-Point Shots	1 / 1	100					0 / 1	0
Direct Goal Shots	1 / 1	100					0 / 2	0
6-meter Shots	1 / 2	50	2 / 2	100				
1-Point Spin Shots								



Results

Chinese Taipei 2 vs 0 Paraguay

REFEREES:

Cardone Luciano (ITA)
Manuele Sebastiano (ITA)

1st Period: 25 - 18

2nd Period: 24 - 10

Running Score

TPE - PAR

1st Period

HSU Y. 2 : 0
 2 : 2 ALDERETE A.
 2 : 4 LLANES C.
 SU W. 4 : 4
 4 : 6 ALDERETE A.
 PAN Y. 6 : 6
 CHEN G. 8 : 6
 8 : 8 LLANES C.
 CHEN G. 10 : 8
 CHEN G. 12 : 8
 SU W. 14 : 8
 HSU Y. 16 : 8
 16 : 10 LLANES C.
 HSU Y. 18 : 10
 PAN Y. 20 : 10
 20 : 12 OZORIO N.
 CHEN G. 22 : 12
 22 : 14 CACERES NETTO M.
 CHEN G. 24 : 14
 24 : 16 CACERES NETTO M.
 24 : 18 LLANES C.
 CHEN G. 25 : 18

2nd Period

CHEN G. 2 : 0
 TING H. 4 : 0
 4 : 2 LLANES C.
 WU P. 6 : 2
 6 : 4 CACERES NETTO M.
 SU W. 8 : 4
 8 : 6 LLANES C.
 CHEN G. 10 : 6
 HSU Y. 12 : 6
 SU W. 14 : 6
 14 : 8 CACERES NETTO M.
 14 : 10 LLANES C.
 HSU Y. 16 : 10
 CHEN G. 18 : 10
 SU W. 20 : 10
 CHEN G. 22 : 10
 HSU Y. 24 : 10

TPE - Chinese Taipei

No.	Name	Technical skills					
		Assists	Steals	Blocked Shots	Received 6m Fouls	Penalty Fouls	Turnovers
7	TING Hsihsien	1	2	4		2	
10	PAN Yuanjen	1					
11	HSU Yuchen						
12	CHENG Shinyen	1					
15	WU Pengwei	4					2
17	SU Weilun	5	1		1		1
55	CHIU Pinsheng						2
99	CHEN Guanru	4			1		
Team							
Totals		16	3	4	2	2	5

PAR - Paraguay

No.	Name	Technical skills					
		Assists	Steals	Blocked Shots	Received 6m Fouls	Penalty Fouls	Turnovers
2	ALDERETE Alex						1
5	BARRIOS VILLALBA Ariel Armando			1		1	
8	VALLEJOS Isaias	2				1	3
11	OZORIO Nelson	1					1
12	BALMACEDA Jorge						
13	CACERES NETTO Marcelo Nicolas	1			1		4
16	LLANES Carlos	1			1		1
19	FERNANDEZ Alan	1					
21	FIGUEROA Gabriel	1					1
Team							
Totals		7		1	2	2	11

Legend:
 % Efficiency
 DR Disqualifications with Report
 SUS Suspension
 1-Pt No. 1-Point-Shots Uniform Number
 1-Pt Spin P6m 1-Point-Spinshots 6m Penalty Shots
 D Spin Disqualifications Spinshots

MATCH AND REFEREES REPORT

BEACH HANDBALL

<input checked="" type="checkbox"/>	Youth Olympics
<input type="checkbox"/>	WCh
<input type="checkbox"/>	Int. Match

<input type="checkbox"/>	Qual.Match
<input type="checkbox"/>	Qual. Tournament
<input checked="" type="checkbox"/>	Final tournament

<input checked="" type="checkbox"/>	Men
<input type="checkbox"/>	Men's J
<input type="checkbox"/>	Men's Y

<input type="checkbox"/>	Women
<input type="checkbox"/>	Women's J
<input type="checkbox"/>	Women's Y

Matchnumber

M47

A / Home Team

B / Away Team

Final Result

Uruguay			Mauritius			
Place	Court No.	Date	Time	Spectators	TV	Report follows
Buenos Aires	2	12/10/2018	11:40			NO

2 : 0

No.	Team A	P	SUS	SUS	D	DR
1	GONZALEZ GUTIERREZ Santiago	2				
3	CEDRES COSTAS Tiago Hernan	2	9:14			
4	MARQUEZ GARCIA Victor Eduardo	14				
5	RUS MADERNI Mateo					
6	GAMBETTA PERDOMO Diego					
7	MARIANO YOUNG Jeronimo					
8	SOSA VARGAS David Ismael	12				
9	MATTERA MEDINA Ignacio Angel	4				
10	SAGASTI TRIAS Sebastian	11				
A	BALLETTO MARTINEZ Gaston Pedro					
B	BONINO MARTINEZ Alvaro Daniel					
C						
D						
Sig. Off.		TTO				

No.	Team B	P	SUS	SUS	D	DR
1	FREDERICK Joey					
2	DADA Dary					
3	REVAUD Louis Julio Rivaldo	6				
4	CHAN Adrien		11:07	11:34	11:34	
5	CLAIR Jason	2				
6	MARCELIN Jean Emmanuel					
7	THOMAS David	14				
8	JOSON Michel					
9	ROMAIN Jean	16				
A	RABOUD-AMOORDON Karine					
B	CARRE Martial Georges Ludovic					
C						
D						
Sig. Off.		TTO	7:28			

Referees	NOC	Signature
1	RUDINSKY M.	SVK
2	MANDAK B.	SVK

Technical Delegates	NOC	Signature
A	NAVARRETE C.	MEX
B	SORIA J.	ARG

1st Period					
A	P	B	A	P	B
	1		10	23	
8	2	9		24	
	3		8	25	
10	4	7		26	
	5			27	
8	6	9		28	
	7			29	
9	8	3		30	
	9			31	
8	10	5		32	
	11			33	
1	12	9		34	
	13			35	
10	14	9		36	
	15			37	
8	16	9		38	
	17			39	
10	18	9		40	
	19			41	
3	20	9		42	
	21			43	
4	22			44	

2nd Period					
A	P	B	A	P	B
	1			23	
4	2	3		24	
	3			25	
10	4	7		26	
	5			27	
4	6	3		28	
	7			29	
9	8	7		30	
	9			31	
4	10	7		32	
	11			33	
10	12	9		34	
	13			35	
4	14	7		36	
	15			37	
4	16	7		38	
	17			39	
4	18	7		40	
	19			41	
8	20			42	
	21			43	
	22			44	

1st Period	25 - 20	2nd Period	20 - 18
Result	1 - 0	Result	1 - 0
"Shoot-out"		Shootout	
		Result	

Team A											
N											
DG											
P											
Team B											
N											
DG											
P											

Legend:	D Disqualification	DG Direct Goal	DR Disqualification with Report	GG Golden Goal
No. Players Number	Off. Official	P Goal Points	SUS Suspension	
TO Team Timeout				



Results

Match M47
Uruguay 2 vs 0 Mauritius
REFEREES:

 Rudinsky Mario (SVK)
 Mandak Boris (SVK)

1st Period: 25 - 20
2nd Period: 20 - 18
URU - Uruguay
Headcoach: BALLETO MARTINEZ Gaston Pedro

No.	Name	Total				Goals / Shots							Punishments		
		Points	Goals	Shots	%	1-Pt All	1-Pt Spin	Spin	In-flight	Specialist	Direct Goal	P6m	SUS	D	DR
1	GONZALEZ GUTIERREZ Santiago	2	1	1	100						1 / 1				
3	CEDRES COSTAS Tiago Hernan	2	1	2	50				1 / 2				1		
4	MARQUEZ GARCIA Victor Eduardo	14	7	8	88			6 / 7	1 / 1						
5	RUS MADERNI Mateo														
6	GAMBETTA PERDOMO Diego														
7	MARIANO YOUNG Jeronimo														
8	SOSA VARGAS David Ismael	12	6	6	100					6 / 6					
9	MATTERA MEDINA Ignacio Angel	4	2	3	67			2 / 2	0 / 1						
10	SAGASTI TRIAS Sebastian	11	6	7	86	1 / 1		1 / 1		1 / 1		3 / 4			
Totals		45	23	27	85	1 / 1		9 / 10	2 / 4	7 / 7	1 / 1	3 / 4	1		

No.	Goalkeeper	Total			Saves / Shots						
		Saves	Shots	%	1-Pt All	1-Pt Spin	Spin	In-flight	Specialist	Direct Goal	P6m
1	GONZALEZ GUTIERREZ Santiago	4	23	17			4 / 16	0 / 2	0 / 3		0 / 2
Totals		4	23	17			4 / 16	0 / 2	0 / 3		0 / 2

MRI - Mauritius
Headcoach: RABOUD-AMOORDON Karine
Team time outs: 1

No.	Name	Total				Goals / Shots							Punishments		
		Points	Goals	Shots	%	1-Pt All	1-Pt Spin	Spin	In-flight	Specialist	Direct Goal	P6m	SUS	D	DR
1	FREDERICK Joey														
2	DADA Dary														
3	REVAUD Louis Julio Rivaldo	6	3	3	100					3 / 3					
4	CHAN Adrien												2	1	
5	CLAIR Jason	2	1	2	50			1 / 2							
6	MARCELIN Jean Emmanuel														
7	THOMAS David	14	7	9	78			6 / 8	1 / 1						
8	JOSON Michel														
9	ROMAIN Jean	16	8	10	80			5 / 7	1 / 1			2 / 2			
Totals		38	19	24	79			12 / 17	2 / 2	3 / 3		2 / 2	2	1	

No.	Goalkeeper	Total			Saves / Shots						
		Saves	Shots	%	1-Pt All	1-Pt Spin	Spin	In-flight	Specialist	Direct Goal	P6m
1	FREDERICK Joey	3	26	12	0 / 1		0 / 9	2 / 4	0 / 7	0 / 1	1 / 4
Totals		3	26	12	0 / 1		0 / 9	2 / 4	0 / 7	0 / 1	1 / 4

Team Comparison

	1st Period				2nd Period			
	Uruguay		Mauritius		Uruguay		Mauritius	
	Goals/Shots	%	Goals/Shots	%	Goals/Shots	%	Goals/Shots	%
In-flight Shots	1 / 3	33	1 / 1	100	1 / 1	100	1 / 1	100
Spin Shots	3 / 3	100	6 / 8	75	6 / 7	86	6 / 9	67
Specialist Shots	5 / 5	100	1 / 1	100	2 / 2	100	2 / 2	100
1-Point Shots	1 / 1	100						
Direct Goal Shots	1 / 1	100						
6-meter Shots	2 / 2	100	2 / 2	100	1 / 2	50		
1-Point Spin Shots								



Results

Uruguay 2 vs 0 Mauritius

REFEREES:

Rudinsky Mario (SVK)
Mandak Boris (SVK)

1st Period: 25 - 20

2nd Period: 20 - 18

URU - Uruguay

No.	Name	Technical skills					
		Assists	Steals	Blocked Shots	Received 6m Fouls	Penalty Fouls	Turnovers
1	GONZALEZ GUTIERREZ Santiago						
3	CEDRES COSTAS Tiago Hernan	1	1		1	1	1
4	MARQUEZ GARCIA Victor Eduardo						1
5	RUS MADERNI Mateo		1				
6	GAMBETTA PERDOMO Diego					1	
7	MARIANO YOUNG Jeronimo	2					1
8	SOSA VARGAS David Ismael	2			2		
9	MATTERA MEDINA Ignacio Angel			1	1		1
10	SAGASTI TRIAS Sebastian	9					
Team							
Totals		14	2	1	4	2	4

MRI - Mauritius

No.	Name	Technical skills					
		Assists	Steals	Blocked Shots	Received 6m Fouls	Penalty Fouls	Turnovers
1	FREDERICK Joey						1
2	DADA Dary						
3	REVAUD Louis Julio Rivaldo						
4	CHAN Adrien						
5	CLAIR Jason	6					1
6	MARCELIN Jean Emmanuel		1				
7	THOMAS David	1					3
8	JOSON Michel					4	
9	ROMAIN Jean	5			2		
Team							1
Totals		12	1		2	4	6

Running Score

URU - MRI

1st Period

SOSA VARGAS D.	2 : 0	
	2 : 2	ROMAIN J.
SAGASTI TRIAS S.	4 : 2	
	4 : 4	THOMAS D.
SOSA VARGAS D.	6 : 4	
	6 : 6	ROMAIN J.
MATTERA MEDINA I.	8 : 6	
SOSA VARGAS D.	10 : 6	
	10 : 8	REVAUD L.
GONZALEZ GUTIERREZ S.	12 : 8	
SAGASTI TRIAS S.	14 : 8	
	14 : 10	CLAIR J.
SOSA VARGAS D.	16 : 10	
	16 : 12	ROMAIN J.
	16 : 14	ROMAIN J.
SAGASTI TRIAS S.	18 : 14	
	18 : 16	ROMAIN J.
CEDRES COSTAS T.	20 : 16	
MARQUEZ GARCIA V.	22 : 16	
	22 : 18	ROMAIN J.
SAGASTI TRIAS S.	23 : 18	
	23 : 20	ROMAIN J.
SOSA VARGAS D.	25 : 20	

2nd Period

	0 : 2	REVAUD L.
MARQUEZ GARCIA V.	2 : 2	
	2 : 4	THOMAS D.
SAGASTI TRIAS S.	4 : 4	
MARQUEZ GARCIA V.	6 : 4	
MATTERA MEDINA I.	8 : 4	
	8 : 6	REVAUD L.
	8 : 8	THOMAS D.
MARQUEZ GARCIA V.	10 : 8	
	10 : 10	THOMAS D.
SAGASTI TRIAS S.	12 : 10	
	12 : 12	ROMAIN J.
MARQUEZ GARCIA V.	14 : 12	
	14 : 14	THOMAS D.
MARQUEZ GARCIA V.	16 : 14	
MARQUEZ GARCIA V.	18 : 14	
	18 : 16	THOMAS D.
SOSA VARGAS D.	20 : 16	
	20 : 18	THOMAS D.

Legend:

%	Efficiency	1-Pt	1-Point-Shots	1-Pt Spin	1-Point-Spinshots	D	Disqualifications
DR	Disqualifications with Report	No.	Uniform Number	P6m	6m Penalty Shots	Spin	Spinshots
SUS	Suspension						

MATCH AND REFEREES REPORT

BEACH HANDBALL

<input checked="" type="checkbox"/>	Youth Olympics
<input type="checkbox"/>	WCh
<input type="checkbox"/>	Int. Match

<input type="checkbox"/>	Qual.Match
<input type="checkbox"/>	Qual. Tournament
<input checked="" type="checkbox"/>	Final tournament

<input checked="" type="checkbox"/>	Men
<input type="checkbox"/>	Men's J
<input type="checkbox"/>	Men's Y

<input type="checkbox"/>	Women
<input type="checkbox"/>	Women's J
<input type="checkbox"/>	Women's Y

Matchnumber

M48

A / Home Team

B / Away Team

Final Result

Venezuela			Italy			
Place	Court No.	Date	Time	Spectators	TV	Report follows
Buenos Aires	3	12/10/2018	10:50			NO

2 : 0

No.	Team A	P	SUS	SUS	D	DR
1	MEZA Mauriel					
4	SILVA Dixon	17				
6	MARQUEZ Michael	6				
10	SEIJAS Rainer	12				
11	GUZMAN Denyer					
12	TORRES Alvaro					
13	PENALOZA Sanders					
14	NOEL Ednelson	15				
16	LOPEZ Dairon					
A	TIMAURE Christopher					
B	MAMO Ghassan					
C						
D						
Sig. Off.	TTO	9:52				

No.	Team B	P	SUS	SUS	D	DR
2	FREUND Alex	4				
6	PRANTNER Max	8				
9	PAVANI Giovanni	2				
10	MITTERRUTZNER Christian	8				
11	CAMPESTRINI Davide					
12	NOTARANGELO Davide	10				
13	CABRINI Giovanni		3:21			
14	CAPUZZO Matteo					
17	BRONZO Umberto	6				
A	MALATINO Vincenzo					
B	BARDINI Massimiliano					
C						
D						
Sig. Off.	TTO	7:51	4:20			

Referees	NOC	Signature
1 DIAZ M.	ARG	
2 MAC COLL L.	ARG	

Technical Delegates	NOC	Signature
A PERKINS G.	USA	
B RODRIGUEZ L.	ARG	

1st Period					
A	P	B	A	P	B
	1			23	
10	2	6	4	24	
	3			25	
14	4	12	4	26	
	5		14	27	
10	6	6		28	
	7			29	
14	8	2		30	
	9			31	
10	10	6		32	
	11			33	
4	12	10		34	
	13			35	
10	14	10		36	
	15			37	
4	16	12		38	
	17			39	
14	18	12		40	
	19			41	
4	20	2		42	
	21			43	
10	22	12		44	

2nd Period					
A	P	B	A	P	B
	1		14	23	
14	2	12		24	
	3			25	
10	4	9		26	
	5			27	
6	6	17		28	
	7			29	
4	8	17		30	
	9			31	
4	10	10		32	
	11			33	
14	12	17		34	
	13			35	
4	14	10		36	
	15			37	
6	16	6		38	
	17			39	
6	18			40	
4	19			41	
	20			42	
14	21			43	
	22			44	

1st Period	27 - 22	2nd Period	23 - 16
Result	1 - 0	Result	1 - 0
"Shoot-out"		Shootout	
		Result	

Team A											
N											
DG											
P											
Team B											
N											
DG											
P											

Legend:	D Disqualification	DG Direct Goal	DR Disqualification with Report	GG Golden Goal
No. Players Number	Off. Official	P Goal Points	SUS Suspension	
TO Team Timeout				



Results

Match M48
Venezuela 2 vs 0 Italy
REFEREES:

 Diaz Mery (ARG)
 Mac Coll Lorena (ARG)

1st Period: 27 - 22
2nd Period: 23 - 16
VEN - Venezuela

Headcoach: TIMAURE Christopher

Team time outs: 1

No.	Name	Total				Goals / Shots							Punishments			
		Points	Goals	Shots	%	1-Pt All	1-Pt Spin	Spin	In-flight	Specialist	Direct Goal	P6m	SUS	D	DR	
1	MEZA Mauriel															
4	SILVA Dixon	17	9	10	90	1 / 1		4 / 4	4 / 5							
6	MARQUEZ Michael	6	3	3	100			2 / 2	1 / 1							
10	SEIJAS Rainer	12	6	10	60					6 / 9		0 / 1				
11	GUZMAN Denyer															
12	TORRES Alvaro															
13	PENALOZA Sanders															
14	NOEL Ednelson	15	8	10	80	1 / 1		5 / 7	2 / 2							
16	LOPEZ Dairon		0	1	0				0 / 1							
Totals		50	26	34	76	2 / 2		11 / 13	7 / 9	6 / 9		0 / 1				

No.	Goalkeeper	Total			Saves / Shots						
		Saves	Shots	%	1-Pt All	1-Pt Spin	Spin	In-flight	Specialist	Direct Goal	P6m
1	MEZA Mauriel	1	6	17			1 / 4		0 / 1		0 / 1
12	TORRES Alvaro	1	15	7			1 / 10		0 / 4	0 / 1	
Totals		2	21	10			2 / 14		0 / 5	0 / 1	0 / 1

ITA - Italy

Headcoach: MALATINO Vincenzo

Team time outs: 2

No.	Name	Total				Goals / Shots							Punishments			
		Points	Goals	Shots	%	1-Pt All	1-Pt Spin	Spin	In-flight	Specialist	Direct Goal	P6m	SUS	D	DR	
2	FREUND Alex	4	2	2	100					2 / 2						
6	PRANTNER Max	8	4	6	67			4 / 6								
9	PAVANI Giovanni	2	1	3	33						1 / 3					
10	MITTERRUTZNER Christian	8	4	8	50			3 / 7				1 / 1				
11	CAMPESTRINI Davide															
12	NOTARANGELO Davide	10	5	8	63			5 / 8								
13	CABRINI Giovanni													1		
14	CAPUZZO Matteo															
17	BRONZO Umberto	6	3	3	100					3 / 3						
Totals		38	19	30	63			12 / 21		5 / 5	1 / 3	1 / 1	1			

No.	Goalkeeper	Total			Saves / Shots						
		Saves	Shots	%	1-Pt All	1-Pt Spin	Spin	In-flight	Specialist	Direct Goal	P6m
9	PAVANI Giovanni	4	20	20	0 / 2		0 / 6	1 / 7	2 / 4		1 / 1
14	CAPUZZO Matteo	0	10	0			0 / 5	0 / 1	0 / 4		
Totals		4	30	13	0 / 2		0 / 11	1 / 8	2 / 8		1 / 1

Team Comparison

	1st Period				2nd Period			
	Venezuela		Italy		Venezuela		Italy	
	Goals/Shots	%	Goals/Shots	%	Goals/Shots	%	Goals/Shots	%
In-flight Shots	3 / 4	75			4 / 5	80		
Spin Shots	5 / 6	83	8 / 12	67	6 / 7	86	4 / 9	44
Specialist Shots	5 / 5	100	2 / 2	100	1 / 4	25	3 / 3	100
1-Point Shots	1 / 1	100			1 / 1	100		
Direct Goal Shots							1 / 3	33
6-meter Shots			1 / 1	100	0 / 1	0		
1-Point Spin Shots								



Results

Venezuela 2 vs 0 Italy

REFEREES:

Diaz Mery (ARG)
Mac Coll Lorena (ARG)

1st Period: 27 - 22

2nd Period: 23 - 16

Running Score

VEN - ITA

VEN - Venezuela

No.	Name	Technical skills					
		Assists	Steals	Blocked Shots	Received 6m Fouls	Penalty Fouls	Turnovers
1	MEZA Mauriel						
4	SILVA Dixon	1			1		
6	MARQUEZ Michael		1			1	
10	SEIJAS Rainer						1
11	GUZMAN Denyer						
12	TORRES Alvaro						
13	PENALOZA Sanders		1	5			
14	NOEL Ednelson	3	1	1			
16	LOPEZ Dairon						
Team							
Totals		4	3	6	1	1	1

1st Period

SEIJAS R. 2 : 0 PRANTNER M.
2 : 2
NOEL E. 4 : 2
4 : 4 NOTARANGELO D.
SEIJAS R. 6 : 4
6 : 6 PRANTNER M.
6 : 8 FREUND A.
NOEL E. 8 : 8
8 : 10 PRANTNER M.
SEIJAS R. 10 : 10
10 : 12 MITTERRUTZNER C.
SILVA D. 12 : 12
SEIJAS R. 14 : 12
14 : 14 MITTERRUTZNER C.
SILVA D. 16 : 14
16 : 16 NOTARANGELO D.
NOEL E. 18 : 16
SILVA D. 20 : 16
20 : 18 NOTARANGELO D.
SEIJAS R. 22 : 18
22 : 20 FREUND A.
SILVA D. 24 : 20
24 : 22 NOTARANGELO D.
SILVA D. 26 : 22
NOEL E. 27 : 22

ITA - Italy

No.	Name	Technical skills					
		Assists	Steals	Blocked Shots	Received 6m Fouls	Penalty Fouls	Turnovers
2	FREUND Alex	1			1		
6	PRANTNER Max	4					2
9	PAVANI Giovanni						
10	MITTERRUTZNER Christian						
11	CAMPESTRINI Davide						
12	NOTARANGELO Davide	3				1	3
13	CABRINI Giovanni		1				
14	CAPUZZO Matteo						
17	BRONZO Umberto						
Team							
Totals		8	1		1	1	5

2nd Period

0 : 2 NOTARANGELO D.
NOEL E. 2 : 2
2 : 4 PAVANI G.
SEIJAS R. 4 : 4
MARQUEZ M. 6 : 4
SILVA D. 8 : 4
8 : 6 BRONZO U.
SILVA D. 10 : 6
10 : 8 BRONZO U.
NOEL E. 12 : 8
12 : 10 MITTERRUTZNER C.
SILVA D. 14 : 10
14 : 12 BRONZO U.
MARQUEZ M. 16 : 12
MARQUEZ M. 18 : 12
18 : 14 MITTERRUTZNER C.
SILVA D. 19 : 14
19 : 16 PRANTNER M.
NOEL E. 21 : 16
NOEL E. 23 : 16

Legend:							
%	Efficiency	1-Pt	1-Point-Shots	1-Pt Spin	1-Point-Spinshots	D	Disqualifications
DR	Disqualifications with Report	No.	Uniform Number	P6m	6m Penalty Shots	Spin	Spinshots
SUS	Suspension						

MATCH AND REFEREES REPORT

BEACH HANDBALL

<input checked="" type="checkbox"/>	Youth Olympics
<input type="checkbox"/>	WCh
<input type="checkbox"/>	Int. Match

<input type="checkbox"/>	Qual.Match
<input type="checkbox"/>	Qual. Tournament
<input checked="" type="checkbox"/>	Final tournament

<input checked="" type="checkbox"/>	Men
<input type="checkbox"/>	Men's J
<input type="checkbox"/>	Men's Y

<input type="checkbox"/>	Women
<input type="checkbox"/>	Women's J
<input type="checkbox"/>	Women's Y

Matchnumber

M49

A / Home Team

B / Away Team

Final Result

Argentina			Portugal			
Place	Court No.	Date	Time	Spectators	TV	Report follows
Buenos Aires	Central	13/10/2018	09:30		YES	NO

1 : 2

No.	Team A	P	SUS	SUS	D	DR
1	BAPTISTA Nahuel	22				
2	BASUALDO Jose					
3	DAUDINOT Francisco	12				
4	DIEGUEZ Nicolas	2				
6	GOUX Elian Jesus					
7	MILLET Nicolas					
8	NOVILLO Alejo	2				
9	PAEZ ALARCON Tomas		16:57			
12	SANTOS Julian	6				
A	ZEBALLOS Daniel					
B	GRAMCKO Marcelo					
C	BOIMAN Gaston					
D						
Sig. Off.	TTO	9:54		8:31		

No.	Team B	P	SUS	SUS	D	DR
1	BRITO Nuno					
3	SOUSA Andre	18				
5	ALMEIDA Nuno		11:43			
7	PAULO Rafael					
8	SALVADOR Salvador	3				
9	FERREIRA Diogo	12				
11	NEVES Miguel	16				
12	GONCALVES Joao					
13	SILVA Andre		17:15			
A	FELIX Paulo					
B	SARDO PEREIRA Pedro					
C	BERNARDES Mario					
D						
Sig. Off.	TTO	9:58				

Referees	NOC	Signature
1	GOMER M.	SWE
2	GOMER J.	SWE

Technical Delegates	NOC	Signature
A	KAVCIC M.	SLO
B	WESTHAUSLER D.	GER

1st Period					
A	P	B	A	P	B
	1			23	
1	2	11		24	
	3			25	
1	4	9		26	
	5			27	
3	6	9		28	
	7			29	
3	8	8		30	
	9			31	
4	10	3		32	
	11			33	
1	12	11		34	
	13			35	
3	14	11		36	
	15			37	
3	16	3		38	
	17			39	
1	18	9		40	
	19			41	
3	20			42	
	21			43	
	22			44	

2nd Period					
A	P	B	A	P	B
	1			23	
1	2	3		24	
	3			25	
1	4	3		26	
	5			27	
1	6	3		28	
	7			29	
1	8	9		30	
	9			31	
12	10	9		32	
	11			33	
1	12	11		34	
	13			35	
12	14	11		36	
	15			37	
8	16	3		38	
	17			39	
	18	3		40	
	19			41	
	20	11		42	
	21			43	
	22	3		44	

1st Period	20 - 18	2nd Period	16 - 22
Result	1 - 0	Result	0 - 1
"Shoot-out"		Shootout	8 - 9
		Result	0 - 1

Team A										
N	1	3	4	12	9					
DG			1							8
P	2	2	2	2						
Team B										
N	3	11	9	11	8					
DG										9
P	2	2	2	2	1					

Legend:	D Disqualification	DG Direct Goal	DR Disqualification with Report	GG Golden Goal
No. Players Number	Off. Official	P Goal Points	SUS Suspension	
TO Team Timeout				



Results

Match M49
Argentina 1 vs 2 Portugal
REFEREES:

 Gomer Martin (SWE)
 Gomer Johan (SWE)

1st Period: 20 - 18
2nd Period: 16 - 22
Shootout: 8 - 9
ARG - Argentina

Headcoach: ZEBALLOS Daniel

Team time outs: 2

No.	Name	Total				Goals / Shots							Punishments		
		Points	Goals	Shots	%	1-Pt All	1-Pt Spin	Spin	In-flight	Specialist	Direct Goal	P6m	SUS	D	DR
1	BAPTISTA Nahuel	22	11	16	69			9 / 12	1 / 3		1 / 1				
2	BASUALDO Jose														
3	DAUDINOT Francisco	12	6	6	100			1 / 1		5 / 5					
4	DIEGUEZ Nicolas	2	1	2	50			1 / 2							
6	GOUX Elian Jesus														
7	MILLET Nicolas														
8	NOVILLO Alejo	2	1	2	50						1 / 2				
9	PAEZ ALARCON Tomas		0	1	0			0 / 1					1		
12	SANTOS Julian	6	3	6	50	0 / 1		1 / 1	1 / 1			1 / 3			
Totals		44	22	33	67	0 / 1		12 / 17	2 / 4	5 / 5	2 / 3	1 / 3	1		

No.	Goalkeeper	Total			Saves / Shots							
		Saves	Shots	%	1-Pt All	1-Pt Spin	Spin	In-flight	Specialist	Direct Goal	P6m	
6	GOUX Elian Jesus	0	2	0			0 / 2					
8	NOVILLO Alejo	9	31	29	1 / 2		1 / 10	0 / 2	5 / 12		2 / 5	
9	PAEZ ALARCON Tomas	0	1	0			0 / 1					
Totals		9	34	26	1 / 2		1 / 13	0 / 2	5 / 12		2 / 5	

POR - Portugal

Headcoach: FELIX Paulo

Team time outs: 1

No.	Name	Total				Goals / Shots							Punishments		
		Points	Goals	Shots	%	1-Pt All	1-Pt Spin	Spin	In-flight	Specialist	Direct Goal	P6m	SUS	D	DR
1	BRITO Nuno														
3	SOUSA Andre	18	9	13	69			3 / 4		5 / 7		1 / 2			
5	ALMEIDA Nuno												1		
7	PAULO Rafael														
8	SALVADOR Salvador	3	2	2	100	1 / 1			1 / 1						
9	FERREIRA Diogo	12	6	6	100			5 / 5	1 / 1						
11	NEVES Miguel	16	8	14	57	0 / 1		4 / 4		2 / 6		2 / 3			
12	GONCALVES Joao														
13	SILVA Andre												1		
Totals		49	25	35	71	1 / 2		12 / 13	2 / 2	7 / 13		3 / 5	2		

No.	Goalkeeper	Total			Saves / Shots							
		Saves	Shots	%	1-Pt All	1-Pt Spin	Spin	In-flight	Specialist	Direct Goal	P6m	
1	BRITO Nuno	2	11	18	1 / 1		1 / 7	0 / 1		0 / 1	0 / 1	
8	SALVADOR Salvador	0	1	0			0 / 1					
11	NEVES Miguel	0	2	0			0 / 1			0 / 1		
12	GONCALVES Joao	5	15	33			3 / 7	1 / 2	0 / 5	1 / 1		
Totals		7	29	24	1 / 1		4 / 16	1 / 3	0 / 5	1 / 3	0 / 1	

Team Comparison

	1st Period				2nd Period			
	Argentina		Portugal		Argentina		Portugal	
	Goals/Shots	%	Goals/Shots	%	Goals/Shots	%	Goals/Shots	%
In-flight Shots	1 / 2	50	2 / 2	100	1 / 2	50		
Spin Shots	4 / 7	57	4 / 5	80	5 / 6	83	5 / 5	100
Specialist Shots	5 / 5	100	2 / 6	33			5 / 7	71
1-Point Shots	0 / 1	0					0 / 1	0
Direct Goal Shots	0 / 1	0			1 / 1	100		
6-meter Shots			1 / 2	50	1 / 3	33	1 / 2	50
1-Point Spin Shots								



Results

Argentina 1 vs 2 Portugal

REFEREES:

Gomer Martin (SWE)
Gomer Johan (SWE)

1st Period: 20 - 18

2nd Period: 16 - 22

Shootout: 8 - 9

ARG - Argentina

No.	Name	Technical skills					
		Assists	Steals	Blocked Shots	Received 6m Fouls	Penalty Fouls	Turnovers
1	BAPTISTA Nahuel	2			1		
2	BASUALDO Jose					1	
3	DAUDINOT Francisco	1			2		3
4	DIEGUEZ Nicolas	7					
6	GOUX Elian Jesus						
7	MILLET Nicolas					2	
8	NOVILLO Alejo	1					
9	PAEZ ALARCON Tomas					1	
12	SANTOS Julian	4					
Team							
Totals		15			3	4	3

POR - Portugal

No.	Name	Technical skills					
		Assists	Steals	Blocked Shots	Received 6m Fouls	Penalty Fouls	Turnovers
1	BRITO Nuno						
3	SOUSA Andre	4					1
5	ALMEIDA Nuno	1				1	
7	PAULO Rafael						
8	SALVADOR Salvador	1			3		
9	FERREIRA Diogo	6			1		
11	NEVES Miguel	1					
12	GONCALVES Joao						
13	SILVA Andre					2	
Team							
Totals		13			4	3	1

Running Score

ARG - POR

1st Period

0 : 2	NEVES M.
BAPTISTA N. 2 : 2	
2 : 4	FERREIRA D.
2 : 6	FERREIRA D.
BAPTISTA N. 4 : 6	
DAUDINOT F. 6 : 6	
6 : 8	SALVADOR S.
DAUDINOT F. 8 : 8	
8 : 10	SOUSA A.
DIEGUEZ N. 10 : 10	
BAPTISTA N. 12 : 10	
12 : 12	NEVES M.
DAUDINOT F. 14 : 12	
DAUDINOT F. 16 : 12	
16 : 14	NEVES M.
BAPTISTA N. 18 : 14	
18 : 16	SOUSA A.
18 : 18	FERREIRA D.
DAUDINOT F. 20 : 18	

2nd Period

0 : 2	SOUSA A.
BAPTISTA N. 2 : 2	
2 : 4	SOUSA A.
2 : 6	SOUSA A.
BAPTISTA N. 4 : 6	
4 : 8	FERREIRA D.
BAPTISTA N. 6 : 8	
6 : 10	FERREIRA D.
6 : 12	NEVES M.
BAPTISTA N. 8 : 12	
8 : 14	NEVES M.
SANTOS J. 10 : 14	
10 : 16	SOUSA A.
BAPTISTA N. 12 : 16	
12 : 18	SOUSA A.
12 : 20	NEVES M.
SANTOS J. 14 : 20	
14 : 22	SOUSA A.
NOVILLO A. 16 : 22	

Shootout

BAPTISTA N. 2 : 0	
2 : 2	SOUSA A.
DAUDINOT F. 4 : 2	
4 : 4	NEVES M.
BAPTISTA N. 6 : 4	
6 : 6	FERREIRA D.
SANTOS J. 8 : 6	
8 : 8	NEVES M.
8 : 9	SALVADOR S.

Legend:

%	Efficiency	1-Pt	1-Point-Shots	1-Pt Spin	1-Point-Spinshots
DR	Disqualifications with Report	No.	Uniform Number	P6m	6m Penalty Shots
SUS	Suspension				

D	Disqualifications
Spin	Spinshots

MATCH AND REFEREES REPORT

BEACH HANDBALL

<input checked="" type="checkbox"/>	Youth Olympics
<input type="checkbox"/>	WCh
<input type="checkbox"/>	Int. Match

<input type="checkbox"/>	Qual.Match
<input type="checkbox"/>	Qual. Tournament
<input checked="" type="checkbox"/>	Final tournament

<input checked="" type="checkbox"/>	Men
<input type="checkbox"/>	Men's J
<input type="checkbox"/>	Men's Y

<input type="checkbox"/>	Women
<input type="checkbox"/>	Women's J
<input type="checkbox"/>	Women's Y

Matchnumber

M50

A / Home Team

B / Away Team

Final Result

Spain			Croatia			
Place	Court No.	Date	Time	Spectators	TV	Report follows
Buenos Aires	Central	13/10/2018	10:20		YES	NO

2 : 1

No.	Team A	P	SUS	SUS	D	DR
3	LUIS MOSQUERA Domingo Jesus	20				
4	MARTINEZ RODRIGUEZ David	9				
6	GONZALEZ VILLEGAS Carlos	4				
7	VENEGAS RODRIGUEZ Sergio Jose	10				
8	FERRE ANDREU Pau					
9	GARCIA-CABANAS CARQUES Guillermo					
10	BANDERA FERNANDEZ Adrian	2				
11	PEREZ MANZANARES Sergio	7				
12	RODRIGUEZ SERRANO Pedro					
A	BAGO RASCON Pedro					
B	HERNANDEZ LOPEZ Sebastian Andres					
C	CALVILLO RODA Jose Maria					
D						
Sig. Off.	TTO	7:44				

No.	Team B	P	SUS	SUS	D	DR
1	KOLIC Borna					
3	PALAC Ivan		4:45			
4	BRZICA Tin	6				
5	BUDIC Mateo	9				
6	SUDAREVIC Bruno	8				
7	HANCIC Ivan Antonio	16				
9	MARUNCIC Marko		9:49	12:31	12:31	
11	OBRATOV Kresimir	8				
12	PRANJIC Marko					
A	PARADZIK Mladen					
B	MOCILAC Mario					
C						
D						
Sig. Off.	TTO	9:33	6:00			

Referees	NOC	Signature
1	JAWORSKA E.	POL
2	GAWEL A.	POL

Technical Delegates	NOC	Signature
A	HEIM A.	HUN
B	NAVARRETE C.	MEX

1st Period					
A	P	B	A	P	B
	1		23	5	
3	2	7	24		
	3		25		
3	4	4	26		
	5		27		
3	6	7	28		
	7		29		
11	8	6	30		
	9		31		
7	10	7	32		
	11		33		
6	12	4	34		
	13		35		
3	14	5	36		
	15		37		
11	16	7	38		
	17		39		
3	18	6	40		
	19		41		
7	20	11	42		
	21		43		
	22	5	44		

2nd Period					
A	P	B	A	P	B
	1		23		
7	2	5	24		
	3		25		
3	4	7	26		
	5		27		
11	6	11	28		
	7		29		
3	8	6	30		
	9		31		
6	10	5	32		
	11		33		
3	12	11	34		
	13		35		
3	14	7	36		
	15		37		
4	16	7	38		
	17		39		
7	18	4	40		
	19		41		
4	20		42		
	21		43		
10	22		44		

1st Period	20 - 23	2nd Period	25 - 18
Result	0 - 1	Result	1 - 0
"Shoot-out"		Shootout	7 - 6
		Result	1 - 0

Team A										
N	10	4	3	7	11					
DG										7
P	/	2	2	2	1					
Team B										
N	6	5	3	11	7					
DG										6
P	2	/	/	2	2					

Legend:	D Disqualification	DG Direct Goal	DR Disqualification with Report	GG Golden Goal
No. Players Number	Off. Official	P Goal Points	SUS Suspension	
TO Team Timeout				



Results

Match M50
Spain 2 vs 1 Croatia
REFEREES:

Jaworska Edyta (POL)

Gawel Anna (POL)

1st Period: 20 - 23
2nd Period: 25 - 18
Shootout: 7 - 6
ESP - Spain

Headcoach: BAGO RASCON Pedro

Team time outs: 1

No.	Name	Total				Goals / Shots							Punishments		
		Points	Goals	Shots	%	1-Pt All	1-Pt Spin	Spin	In-flight	Specialist	Direct Goal	P6m	SUS	D	DR
3	LUIS MOSQUERA Domingo Jesus	20	10	13	77			10 / 13							
4	MARTINEZ RODRIGUEZ David	9	5	7	71	1 / 1		3 / 5	1 / 1						
6	GONZALEZ VILLEGAS Carlos	4	2	2	100							2 / 2			
7	VENEGAS RODRIGUEZ Sergio Jose	10	5	6	83			5 / 6							
8	FERRE ANDREU Pau														
9	GARCIA-CABANAS CARQUES Guillermo		0	1	0						0 / 1				
10	BANDERA FERNANDEZ Adrian	2	1	2	50			1 / 2							
11	PEREZ MANZANARES Sergio	7	4	7	57	1 / 1				3 / 6					
12	RODRIGUEZ SERRANO Pedro														
Totals		52	27	38	71	2 / 2		19 / 26	1 / 1	3 / 6	0 / 1	2 / 2			

No.	Goalkeeper	Total			Saves / Shots							
		Saves	Shots	%	1-Pt All	1-Pt Spin	Spin	In-flight	Specialist	Direct Goal	P6m	
8	FERRE ANDREU Pau	0	1	0			0 / 1					
9	GARCIA-CABANAS CARQUES Guillermo	2	9	22			0 / 5		2 / 4			
12	RODRIGUEZ SERRANO Pedro	8	24	33	0 / 1		6 / 17	1 / 2	1 / 4			
Totals		10	34	29	0 / 1		6 / 23	1 / 2	3 / 8			

CRO - Croatia

Headcoach: PARADZIK Mladen

Team time outs: 2

No.	Name	Total				Goals / Shots							Punishments		
		Points	Goals	Shots	%	1-Pt All	1-Pt Spin	Spin	In-flight	Specialist	Direct Goal	P6m	SUS	D	DR
1	KOLIC Borna														
3	PALAC Ivan		0	2	0			0 / 1	0 / 1				1		
4	BRZICA Tin	6	3	6	50			1 / 2		2 / 4					
5	BUDIC Mateo	9	5	7	71	1 / 1		4 / 6							
6	SUDAREVIC Bruno	8	4	9	44			3 / 7	1 / 2						
7	HANCIC Ivan Antonio	16	8	12	67			8 / 12							
9	MARUNCIC Marko												2	1	
11	OBRATOV Kresimir	8	4	5	80			1 / 1		3 / 4					
12	PRANJIC Marko		0	1	0						0 / 1				
Totals		47	24	42	57	1 / 1		17 / 29	1 / 3	5 / 8	0 / 1		3	1	

No.	Goalkeeper	Total			Saves / Shots							
		Saves	Shots	%	1-Pt All	1-Pt Spin	Spin	In-flight	Specialist	Direct Goal	P6m	
1	KOLIC Borna	3	12	25	0 / 1		2 / 9		1 / 2			
12	PRANJIC Marko	3	21	14	0 / 1		3 / 15	0 / 1	0 / 2		0 / 2	
Totals		6	33	18	0 / 2		5 / 24	0 / 1	1 / 4		0 / 2	

Team Comparison

	1st Period				2nd Period			
	Spain		Croatia		Spain		Croatia	
	Goals/Shots	%	Goals/Shots	%	Goals/Shots	%	Goals/Shots	%
In-flight Shots			1 / 1	100	1 / 1	100	0 / 2	0
Spin Shots	7 / 11	64	7 / 11	64	9 / 11	82	7 / 13	54
Specialist Shots	2 / 4	50	3 / 5	60	1 / 2	50	2 / 3	67
1-Point Shots			1 / 1	100	1 / 1	100		
Direct Goal Shots	0 / 1	0	0 / 1	0				
6-meter Shots	1 / 1	100			1 / 1	100		
1-Point Spin Shots								


Results
Spain 2 vs 1 Croatia
REFEREES:

Jaworska Edyta (POL)

Gawel Anna (POL)

1st Period: 20 - 23
2nd Period: 25 - 18
Shootout: 7 - 6
ESP - Spain

No.	Name	Technical skills					
		Assists	Steals	Blocked Shots	Received 6m Fouls	Penalty Fouls	Turnovers
3	LUIS MOSQUERA Domingo Jesus	4			1		
4	MARTINEZ RODRIGUEZ David	6			1		
6	GONZALEZ VILLEGAS Carlos			2			
7	VENEGAS RODRIGUEZ Sergio Jose	6					
8	FERRE ANDREU Pau		1				
9	GARCIA-CABANAS CARQUES Guillermo						
10	BANDERA FERNANDEZ Adrian						
11	PEREZ MANZANARES Sergio	1					2
12	RODRIGUEZ SERRANO Pedro						
Team							
Totals		17	1	2	2		2

CRO - Croatia

No.	Name	Technical skills					
		Assists	Steals	Blocked Shots	Received 6m Fouls	Penalty Fouls	Turnovers
1	KOLIC Borna						
3	PALAC Ivan	2				1	
4	BRZICA Tin						2
5	BUDIC Mateo	4		1			
6	SUDAREVIC Bruno	3					1
7	HANCIC Ivan Antonio	4					
9	MARUNCIC Marko	1				1	
11	OBRATOV Kresimir						
12	PRANJIC Marko						
Team							
Totals		14		1		2	3

Running Score
ESP - CRO
1st Period

LUIS MOSQUERA D.	2 : 0	
LUIS MOSQUERA D.	4 : 0	
	4 : 2	HANCIC I.
	4 : 4	BRZICA T.
	4 : 6	HANCIC I.
LUIS MOSQUERA D.	6 : 6	
	6 : 8	SUDAREVIC B.
PEREZ MANZANARES S.	8 : 8	
	8 : 10	HANCIC I.
VENEGAS RODRIGUEZ S.	10 : 10	
	10 : 12	BRZICA T.
GONZALEZ VILLEGAS C.	12 : 12	
	12 : 14	BUDIC M.
	12 : 16	HANCIC I.
LUIS MOSQUERA D.	14 : 16	
	14 : 18	SUDAREVIC B.
PEREZ MANZANARES S.	16 : 18	
	16 : 20	OBRATOV K.
LUIS MOSQUERA D.	18 : 20	
	18 : 22	BUDIC M.
VENEGAS RODRIGUEZ S.	20 : 22	
	20 : 23	BUDIC M.

2nd Period

	0 : 2	BUDIC M.
VENEGAS RODRIGUEZ S.	2 : 2	
	2 : 4	HANCIC I.
LUIS MOSQUERA D.	4 : 4	
	4 : 6	OBRATOV K.
PEREZ MANZANARES S.	6 : 6	
	6 : 8	SUDAREVIC B.
LUIS MOSQUERA D.	8 : 8	
GONZALEZ VILLEGAS C.	10 : 8	
	10 : 10	BUDIC M.
LUIS MOSQUERA D.	12 : 10	
	12 : 12	OBRATOV K.
LUIS MOSQUERA D.	14 : 12	
MARTINEZ RODRIGUEZ D.	16 : 12	
VENEGAS RODRIGUEZ S.	18 : 12	
MARTINEZ RODRIGUEZ D.	20 : 12	
	20 : 14	HANCIC I.
	20 : 16	HANCIC I.
BANDERA FERNANDEZ A.	22 : 16	
MARTINEZ RODRIGUEZ D.	24 : 16	
	24 : 18	BRZICA T.
MARTINEZ RODRIGUEZ D.	25 : 18	

Shootout

	0 : 2	SUDAREVIC B.
MARTINEZ RODRIGUEZ D.	2 : 2	
LUIS MOSQUERA D.	4 : 2	
	4 : 4	OBRATOV K.
VENEGAS RODRIGUEZ S.	6 : 4	
	6 : 6	HANCIC I.
PEREZ MANZANARES S.	7 : 6	

Legend:

%	Efficiency	1-Pt	1-Point-Shots	1-Pt Spin	1-Point-Spinshots	D	Disqualifications
DR	Disqualifications with Report	No.	Uniform Number	P6m	6m Penalty Shots	Spin	Spinshots
SUS	Suspension						

MATCH AND REFEREES REPORT BEACH HANDBALL

<input checked="" type="checkbox"/>	Youth Olympics
<input type="checkbox"/>	WCh
<input type="checkbox"/>	Int. Match

<input type="checkbox"/>	Qual.Match
<input type="checkbox"/>	Qual. Tournament
<input checked="" type="checkbox"/>	Final tournament

<input checked="" type="checkbox"/>	Men
<input type="checkbox"/>	Men's J
<input type="checkbox"/>	Men's Y

<input type="checkbox"/>	Women
<input type="checkbox"/>	Women's J
<input type="checkbox"/>	Women's Y

Matchnumber

M51

A / Home Team

B / Away Team

Final Result

Paraguay			Mauritius			
Place	Court No.	Date	Time	Spectators	TV	Report follows
Buenos Aires	3	12/10/2018	16:10			NO

2 : 0

No.	Team A	P	SUS	SUS	D	DR
2	ALDERETE Alex	10				
5	BARRIOS VILLALBA Ariel Armando					
8	VALLEJOS Isaias	2				
11	OZORIO Nelson					
12	BALMACEDA Jorge					
13	CACERES NETTO Marcelo Nicolas	5				
16	LLANES Carlos	14				
19	FERNANDEZ Alan					
21	FIGUEROA Gabriel	8				
A	VELOSO Jose					
B	RUIZ DIAZ Luis					
C						
D						
Sig. Off.		TTO				

No.	Team B	P	SUS	SUS	D	DR
1	FREDERICK Joey					
2	DADA Dary					
3	REVAUD Louis Julio Rivaldo	2				
4	CHAN Adrien		4:50			
5	CLAIR Jason	4				
6	MARCELIN Jean Emmanuel					
7	THOMAS David	2				
8	JOSON Michel		19:06			
9	ROMAIN Jean	18	14:37			
A	RABOUD-AMOORDON Karine					
B	CARRE Martial Georges Ludovic					
C						
D						
Sig. Off.		TTO	5:43			

Referees	NOC	Signature
1	CARDONE L.	ITA
2	MANUELE S.	ITA

Technical Delegates	NOC	Signature
A	KAVCIC M.	SLO
B	SORIA J.	ARG

1st Period					
A	P	B	A	P	B
	1		2	23	
2	2	9		24	
13	3			25	
	4	9		26	
16	5			27	
	6	9		28	
16	7			29	
	8	5		30	
21	9			31	
	10	9		32	
2	11			33	
	12	9		34	
16	13			35	
	14	7		36	
13	15			37	
	16			38	
13	17			39	
	18			40	
16	19			41	
	20			42	
21	21			43	
	22			44	

2nd Period					
A	P	B	A	P	B
	1			23	
8	2	3		24	
	3			25	
21	4	9		26	
	5			27	
16	6	9		28	
	7			29	
16	8	5		30	
	9			31	
2	10	9		32	
	11			33	
21	12	9		34	
	13			35	
2	14			36	
	15			37	
16	16			38	
	17			39	
	18			40	
	19			41	
	20			42	
	21			43	
	22			44	

1st Period	23 - 14	2nd Period	16 - 12
Result	1 - 0	Result	1 - 0
"Shoot-out"		Shootout	
		Result	

Team A

N									
DG									
P									

Team B

N									
DG									
P									

Legend:
D Disqualification **DG** Direct Goal **DR** Disqualification with Report **GG** Golden Goal
No. Players Number **Off.** Official **P** Goal Points **SUS** Suspension
TO Team Timeout



Results

Match M51
Paraguay 2 vs 0 Mauritius
REFEREES:

 Cardone Luciano (ITA)
 Manuele Sebastiano (ITA)

1st Period: 23 - 14
2nd Period: 16 - 12
PAR - Paraguay

Headcoach: VELOSO Jose

No.	Name	Total				Goals / Shots							Punishments		
		Points	Goals	Shots	%	1-Pt All	1-Pt Spin	Spin	In-flight	Specialist	Direct Goal	P6m	SUS	D	DR
2	ALDERETE Alex	10	5	7	71					5 / 7					
5	BARRIOS VILLALBA Ariel Armando														
8	VALLEJOS Isaias	2	1	3	33			1 / 3							
11	OZORIO Nelson														
12	BALMACEDA Jorge														
13	CACERES NETTO Marcelo Nicolas	5	3	6	50	1 / 2		2 / 4							
16	LLANES Carlos	14	7	9	78			3 / 4	3 / 3			1 / 2			
19	FERNANDEZ Alan														
21	FIGUEROA Gabriel	8	4	6	67	0 / 1		4 / 5							
Totals		39	20	31	65	1 / 3		10 / 16	3 / 3	5 / 7		1 / 2			

No.	Goalkeeper	Total			Saves / Shots						
		Saves	Shots	%	1-Pt All	1-Pt Spin	Spin	In-flight	Specialist	Direct Goal	P6m
12	BALMACEDA Jorge	6	19	32			3 / 9	1 / 2	2 / 6		0 / 2
Totals		6	19	32			3 / 9	1 / 2	2 / 6		0 / 2

MRI - Mauritius

Headcoach: RABOUD-AMOORDON Karine

Team time outs: 1

No.	Name	Total				Goals / Shots							Punishments		
		Points	Goals	Shots	%	1-Pt All	1-Pt Spin	Spin	In-flight	Specialist	Direct Goal	P6m	SUS	D	DR
1	FREDERICK Joey														
2	DADA Dary														
3	REVAUD Louis Julio Rivaldo	2	1	5	20				0 / 1	1 / 4					
4	CHAN Adrien												1		
5	CLAIR Jason	4	2	3	67			2 / 3							
6	MARCELIN Jean Emmanuel														
7	THOMAS David	2	1	2	50			1 / 1	0 / 1						
8	JOSON Michel												1		
9	ROMAIN Jean	18	9	15	60			3 / 7	1 / 1	3 / 5		2 / 2	1		
Totals		26	13	25	52			6 / 11	1 / 3	4 / 9		2 / 2	3		

No.	Goalkeeper	Total			Saves / Shots						
		Saves	Shots	%	1-Pt All	1-Pt Spin	Spin	In-flight	Specialist	Direct Goal	P6m
1	FREDERICK Joey	9	28	32	2 / 3		5 / 15	0 / 3	1 / 5		1 / 2
Totals		10	30	33	2 / 3		5 / 15	0 / 3	2 / 7		1 / 2

Team Comparison

	1st Period				2nd Period			
	Paraguay		Mauritius		Paraguay		Mauritius	
	Goals/Shots	%	Goals/Shots	%	Goals/Shots	%	Goals/Shots	%
In-flight Shots	2 / 2	100	0 / 2	0	1 / 1	100	1 / 1	100
Spin Shots	6 / 8	75	3 / 6	50	4 / 8	50	3 / 5	60
Specialist Shots	3 / 4	75	3 / 6	50	2 / 3	67	1 / 3	33
1-Point Shots	1 / 2	50			0 / 1	0		
Direct Goal Shots								
6-meter Shots			1 / 1	100	1 / 2	50	1 / 1	100
1-Point Spin Shots								



Results

Paraguay 2 vs 0 Mauritius

REFEREES:

Cardone Luciano (ITA)
Manuele Sebastiano (ITA)

1st Period: 23 - 14

2nd Period: 16 - 12

Running Score

PAR - MRI

PAR - Paraguay

No.	Name	Technical skills					
		Assists	Steals	Blocked Shots	Received 6m Fouls	Penalty Fouls	Turnovers
2	ALDERETE Alex						4
5	BARRIOS VILLALBA Ariel Armando					1	
8	VALLEJOS Isaias						
11	OZORIO Nelson						
12	BALMACEDA Jorge	1					
13	CACERES NETTO Marcelo Nicolas	1		1		1	1
16	LLANES Carlos	1			1		
19	FERNANDEZ Alan		1	1			
21	FIGUEROA Gabriel	4			1		
Team							
Totals		7	1	2	2	2	5

1st Period	
ALDERETE A.	2 : 0
CACERES NETTO M.	3 : 0
LLANES C.	3 : 2 ROMAIN J.
LLANES C.	5 : 2
LLANES C.	5 : 4 ROMAIN J.
LLANES C.	7 : 4
FIGUEROA G.	9 : 4
FIGUEROA G.	9 : 6 ROMAIN J.
ALDERETE A.	11 : 6
LLANES C.	13 : 6
CACERES NETTO M.	15 : 6
CACERES NETTO M.	15 : 8 CLAIR J.
CACERES NETTO M.	17 : 8
LLANES C.	19 : 8
FIGUEROA G.	21 : 8
FIGUEROA G.	21 : 10 ROMAIN J.
ALDERETE A.	23 : 10
ALDERETE A.	23 : 12 ROMAIN J.
ALDERETE A.	23 : 14 THOMAS D.

MRI - Mauritius

No.	Name	Technical skills					
		Assists	Steals	Blocked Shots	Received 6m Fouls	Penalty Fouls	Turnovers
1	FREDERICK Joey						1
2	DADA Dary	1					
3	REVAUD Louis Julio Rivaldo	3	1		1		4
4	CHAN Adrien			1			
5	CLAIR Jason	2			1		1
6	MARCELIN Jean Emmanuel						
7	THOMAS David						2
8	JOSON Michel		2			1	
9	ROMAIN Jean	1				1	1
Team							
Totals		7	3	1	2	2	9

2nd Period	
VALLEJOS I.	0 : 2 REVAUD L.
VALLEJOS I.	2 : 2
VALLEJOS I.	2 : 4 ROMAIN J.
FIGUEROA G.	4 : 4
FIGUEROA G.	4 : 6 ROMAIN J.
FIGUEROA G.	4 : 8 CLAIR J.
LLANES C.	6 : 8
LLANES C.	8 : 8
ALDERETE A.	10 : 8
FIGUEROA G.	12 : 8
FIGUEROA G.	12 : 10 ROMAIN J.
ALDERETE A.	14 : 10
ALDERETE A.	14 : 12 ROMAIN J.
LLANES C.	16 : 12

Legend:

%	Efficiency	1-Pt	1-Point-Shots	1-Pt Spin	1-Point-Spinshots	D	Disqualifications
DR	Disqualifications with Report	No.	Uniform Number	P6m	6m Penalty Shots	Spin	Spinshots
SUS	Suspension						

MATCH AND REFEREES REPORT

BEACH HANDBALL

<input checked="" type="checkbox"/>	Youth Olympics
<input type="checkbox"/>	WCh
<input type="checkbox"/>	Int. Match

<input type="checkbox"/>	Qual.Match
<input type="checkbox"/>	Qual. Tournament
<input checked="" type="checkbox"/>	Final tournament

<input checked="" type="checkbox"/>	Men
<input type="checkbox"/>	Men's J
<input type="checkbox"/>	Men's Y

<input type="checkbox"/>	Women
<input type="checkbox"/>	Women's J
<input type="checkbox"/>	Women's Y

Matchnumber

M52

A / Home Team

B / Away Team

Final Result

Chinese Taipei			Uruguay			
Place	Court No.	Date	Time	Spectators	TV	Report follows
Buenos Aires	3	12/10/2018	17:00			NO

2 : 1

No.	Team A	P	SUS	SUS	D	DR
5	HSIEH Chihshuan	20				
7	TING Hsihsien	6				
10	PAN Yuanjen					
11	HSU Yuchen	4				
12	CHENG Shinyen					
15	WU Pengwei	6				
17	SU Weilun					
55	CHIU Pinsheng		4:34	19:04	19:04	
99	CHEN Guanru	6	9:11			
A	KAO Chihching					
B						
C						
D						
Sig. Off.		TTO				

1st Period					
A	P	B	A	P	B
	1			23	
5	2	4		24	
	3			25	
7	4	4		26	
	5			27	
5	6	7		28	
	7			29	
7	8	10		30	
	9			31	
15	10	10		32	
	11			33	
11	12	10		34	
	13			35	
	14	7		36	
	15			37	
	16	9		38	
	17			39	
	18			40	
	19			41	
	20			42	
	21			43	
	22			44	

2nd Period					
A	P	B	A	P	B
	1	4		23	
11	2			24	
	3	4		25	
5	4			26	
	5	8		27	
5	6			28	
	7	3		29	
99	8			30	
	9	4		31	
99	10			32	
	11	10		33	
5	12			34	
	13	9		35	
5	14			36	
	15	4		37	
5	16			38	
	17	10		39	
5	18			40	
	19			41	
	20			42	
	21			43	
	22			44	

No.	Team B	P	SUS	SUS	D	DR
1	GONZALEZ GUTIERREZ Santiago					
3	CEDRES COSTAS Tiago Hernan	2				
4	MARQUEZ GARCIA Victor Eduardo	15				
5	RUS MADERNI Mateo					
6	GAMBETTA PERDOMO Diego		19:25			
7	MARIANO YOUNG Jeronimo	4				
8	SOSA VARGAS David Ismael	2				
9	MATTERA MEDINA Ignacio Angel	6	18:47			
10	SAGASTI TRIAS Sebastian	14				
A	BALLETTO MARTINEZ Gaston Pedro					
B	BONINO MARTINEZ Alvaro Daniel					
C						
D						
Sig. Off.		TTO				

1st Period	12 - 16	2nd Period	18 - 17
Result	0 - 1	Result	1 - 0
"Shoot-out"		Shootout	12 - 10
		Result	1 - 0

Referees	NOC	Signature
1	ASSIS F.	BRA
2	DOS SANTOS S.	BRA

Technical Delegates	NOC	Signature
A	HEIM A.	HUN
B	RODRIGUEZ G.	ARG

Team A										
N	7	15	5	99	17	5	15			
DG										
P	2	2	2	2	/	2	2			12
Team B										
N	4	9		10	8	4	10			
DG				10						
P	2	2	2	2	/	2	/			10

Legend:	D Disqualification	DG Direct Goal	DR Disqualification with Report	GG Golden Goal
No. Players Number	Off. Official	P Goal Points	SUS Suspension	
TO Team Timeout				



Results

Match M52
Chinese Taipei 2 vs 1 Uruguay
REFEREES:

 Assis Flavio (BRA)
 dos Santos Sidiney (BRA)

1st Period: 12 - 16
2nd Period: 18 - 17
Shootout: 12 - 10
TPE - Chinese Taipei

Headcoach: KAO Chihching

No.	Name	Total				Goals / Shots							Punishments		
		Points	Goals	Shots	%	1-Pt All	1-Pt Spin	Spin	In-flight	Specialist	Direct Goal	P6m	SUS	D	DR
5	HSIEH Chihshuan	20	10	11	91			8 / 8	0 / 1			2 / 2			
7	TING Hsihsien	6	3	5	60			3 / 5							
10	PAN Yuanjen														
11	HSU Yuchen	4	2	3	67					2 / 3					
12	CHENG Shinyen														
15	WU Pengwei	6	3	5	60			2 / 2	1 / 1	0 / 2					
17	SU Weilun		0	2	0	0 / 1			0 / 1						
55	CHIU Pinsheng											2	1		
99	CHEN Guanru	6	3	6	50			1 / 2	2 / 4			1			
Totals		42	21	32	66	0 / 1		14 / 17	3 / 7	2 / 5		2 / 2	3	1	

No.	Goalkeeper	Total			Saves / Shots						
		Saves	Shots	%	1-Pt All	1-Pt Spin	Spin	In-flight	Specialist	Direct Goal	P6m
7	TING Hsihsien	1	4	25			1 / 3			0 / 1	
12	CHENG Shinyen	7	24	29	0 / 1	0 / 1	5 / 14	2 / 3	0 / 2		0 / 4
15	WU Pengwei	0	1	0			0 / 1				
99	CHEN Guanru	1	2	50			0 / 1	1 / 1			
Totals		9	31	29	0 / 1	0 / 1	6 / 19	3 / 4	0 / 2	0 / 1	0 / 4

URU - Uruguay

Headcoach: BALLETO MARTINEZ Gaston Pedro

No.	Name	Total				Goals / Shots							Punishments		
		Points	Goals	Shots	%	1-Pt All	1-Pt Spin	Spin	In-flight	Specialist	Direct Goal	P6m	SUS	D	DR
1	GONZALEZ GUTIERREZ Santiago														
3	CEDRES COSTAS Tiago Hernan	2	1	1	100			1 / 1							
4	MARQUEZ GARCIA Victor Eduardo	15	8	14	57	1 / 1	1 / 1	6 / 11	1 / 2						
5	RUS MADERNI Mateo														
6	GAMBETTA PERDOMO Diego											1			
7	MARIANO YOUNG Jeronimo	4	2	5	40			2 / 5							
8	SOSA VARGAS David Ismael	2	1	2	50				0 / 1	1 / 1					
9	MATTERA MEDINA Ignacio Angel	6	3	5	60			3 / 4	0 / 1			1			
10	SAGASTI TRIAS Sebastian	14	7	9	78			1 / 2		1 / 2	1 / 1	4 / 4			
Totals		43	22	36	61	1 / 1	1 / 1	13 / 23	1 / 4	2 / 3	1 / 1	4 / 4	2		

No.	Goalkeeper	Total			Saves / Shots						
		Saves	Shots	%	1-Pt All	1-Pt Spin	Spin	In-flight	Specialist	Direct Goal	P6m
1	GONZALEZ GUTIERREZ Santiago	4	25	16	1 / 1		0 / 14	1 / 4	2 / 4		0 / 2
Totals		4	25	16	1 / 1		0 / 14	1 / 4	2 / 4		0 / 2

Team Comparison

	1st Period				2nd Period			
	Chinese Taipei		Uruguay		Chinese Taipei		Uruguay	
	Goals/Shots	%	Goals/Shots	%	Goals/Shots	%	Goals/Shots	%
In-flight Shots	1 / 2	50	0 / 2	0	2 / 5	40	1 / 1	100
Spin Shots	4 / 6	67	5 / 10	50	4 / 5	80	4 / 8	50
Specialist Shots	1 / 1	100	1 / 2	50	1 / 4	25	1 / 1	100
1-Point Shots							1 / 1	100
Direct Goal Shots								
6-meter Shots			2 / 2	100	2 / 2	100	2 / 2	100
1-Point Spin Shots							1 / 1	100



Results

Chinese Taipei 2 vs 1 Uruguay

REFEREES:

Assis Flavio (BRA)
dos Santos Sidiney (BRA)

1st Period: 12 - 16

2nd Period: 18 - 17

Shootout: 12 - 10

Running Score

TPE - URU

1st Period

HSIEH C. **2 : 0**
2 : 2 MARQUEZ GARCIA V.
2 : 4 MARQUEZ GARCIA V.
TING H. **4 : 4**
HSIEH C. **6 : 4**
6 : 6 MARIANO YOUNG J.
TING H. **8 : 6**
8 : 8 SAGASTI TRIAS S.
8 : 10 SAGASTI TRIAS S.
WU P. **10 : 10**
10 : 12 SAGASTI TRIAS S.
HSU Y. **12 : 12**
12 : 14 MARIANO YOUNG J.
12 : 16 MATTERA MEDINA I.

2nd Period

0 : 1 MARQUEZ GARCIA V.
HSU Y. **2 : 1**
2 : 3 MARQUEZ GARCIA V.
2 : 5 SOSA VARGAS D.
HSIEH C. **4 : 5**
HSIEH C. **6 : 5**
6 : 7 CEDRES COSTAS T.
CHEN G. **8 : 7**
8 : 9 MARQUEZ GARCIA V.
CHEN G. **10 : 9**
10 : 11 SAGASTI TRIAS S.
10 : 13 MATTERA MEDINA I.
HSIEH C. **12 : 13**
12 : 15 MARQUEZ GARCIA V.
HSIEH C. **14 : 15**
HSIEH C. **16 : 15**
16 : 17 SAGASTI TRIAS S.
HSIEH C. **18 : 17**

Shootout

0 : 2 MARQUEZ GARCIA V.
TING H. **2 : 2**
2 : 4 MATTERA MEDINA I.
WU P. **4 : 4**
4 : 6 SAGASTI TRIAS S.
HSIEH C. **6 : 6**
6 : 8 SAGASTI TRIAS S.
CHEN G. **8 : 8**
HSIEH C. **10 : 8**
10 : 10 MARQUEZ GARCIA V.
WU P. **12 : 10**

TPE - Chinese Taipei

No.	Name	Technical skills					
		Assists	Steals	Blocked Shots	Received 6m Fouls	Penalty Fouls	Turnovers
5	HSIEH Chihshuan	4	1				1
7	TING Hsihsien					1	1
10	PAN Yuanjen						
11	HSU Yuchen	3			2	1	3
12	CHENG Shinyen						1
15	WU Pengwei	2	1				1
17	SU Weilun						1
55	CHIU Pinsheng			1		3	
99	CHEN Guanru	2					
Team							
Totals		11	2	1	2	5	8

URU - Uruguay

No.	Name	Technical skills					
		Assists	Steals	Blocked Shots	Received 6m Fouls	Penalty Fouls	Turnovers
1	GONZALEZ GUTIERREZ Santiago						
3	CEDRES COSTAS Tiago Hernan	3		1	2		1
4	MARQUEZ GARCIA Victor Eduardo	2					
5	RUS MADERNI Mateo	1			1	1	
6	GAMBETTA PERDOMO Diego			3		1	
7	MARIANO YOUNG Jeronimo	3			1		2
8	SOSA VARGAS David Ismael						1
9	MATTERA MEDINA Ignacio Angel	4	1				
10	SAGASTI TRIAS Sebastian	1					
Team							
Totals		14	1	4	4	2	4

Legend:

% Efficiency
DR Disqualifications with Report
SUS Suspension
1-Pt No. 1-Point-Shots Uniform Number
1-Pt Spin P6m 1-Point-Spinshots 6m Penalty Shots
D Spin Disqualifications Spinshots

MATCH AND REFEREES REPORT

BEACH HANDBALL

<input checked="" type="checkbox"/>	Youth Olympics
<input type="checkbox"/>	WCh
<input type="checkbox"/>	Int. Match

<input type="checkbox"/>	Qual.Match
<input type="checkbox"/>	Qual. Tournament
<input checked="" type="checkbox"/>	Final tournament

<input checked="" type="checkbox"/>	Men
<input type="checkbox"/>	Men's J
<input type="checkbox"/>	Men's Y

<input type="checkbox"/>	Women
<input type="checkbox"/>	Women's J
<input type="checkbox"/>	Women's Y

Matchnumber

M53

A / Home Team

B / Away Team

Final Result

Venezuela			Italy			
Place	Court No.	Date	Time	Spectators	TV	Report follows
Buenos Aires	2	12/10/2018	17:00			NO

2 : 0

No.	Team A	P	SUS	SUS	D	DR
1	MEZA Mauriel					
4	SILVA Dixon	10				
6	MARQUEZ Michael	6	15:27			
10	SEIJAS Rainer	12				
11	GUZMAN Denyer					
12	TORRES Alvaro					
13	PENALOZA Sanders					
14	NOEL Ednelson	18				
16	LOPEZ Dairon	4				
A	TIMAURE Christopher					
B	MAMO Ghassan					
C						
D						
Sig. Off.		TTO				

No.	Team B	P	SUS	SUS	D	DR
2	FREUND Alex	6				
6	PRANTNER Max	4				
9	PAVANI Giovanni	2				
10	MITTERRUTZNER Christian	14				
11	CAMPESTRINI Davide		2:42			
12	NOTARANGELO Davide	8				
13	CABRINI Giovanni		14:43			
14	CAPUZZO Matteo					
17	BRONZO Umberto	4				
A	MALATINO Vincenzo					
B	BARDINI Massimiliano					
C						
D						
Sig. Off.		TTO	7:20			

Referees	NOC	Signature
1 ALDERAZI H.	BRN	
2 SHAMSAN H.	BRN	

Technical Delegates	NOC	Signature
A SABOVIK I.	SVK	
B CABRILLANA M.	ARG	

1st Period					
A	P	B	A	P	B
	1		4	23	
16	2	2		24	
	3		10	25	
14	4	10		26	
	5			27	
10	6	6		28	
	7			29	
4	8	10		30	
	9			31	
4	10	2		32	
14	11			33	
	12	2		34	
14	13			35	
	14	10		36	
10	15			37	
	16	10		38	
6	17			39	
	18	10		40	
14	19			41	
	20			42	
14	21			43	
	22			44	

2nd Period					
A	P	B	A	P	B
	1		14	23	
14	2	12		24	
	3		4	25	
4	4	9		26	
	5			27	
10	6	6		28	
	7			29	
16	8	12		30	
	9			31	
14	10	17		32	
	11			33	
14	12	17		34	
	13			35	
14	14	10		36	
	15			37	
10	16	12		38	
	17			39	
10	18	12		40	
	19			41	
6	20	10		42	
	21			43	
6	22			44	

1st Period	25 - 18	2nd Period	25 - 20
Result	1 - 0	Result	1 - 0
"Shoot-out"		Shootout	
		Result	

Team A									
N									
DG									
P									
Team B									
N									
DG									
P									

Legend:	D Disqualification	DG Direct Goal	DR Disqualification with Report	GG Golden Goal
No. Players Number	Off. Official	P Goal Points	SUS Suspension	
TO Team Timeout				



Results

Match M53
Venezuela 2 vs 0 Italy
REFEREES:

 Alderazi Hani (BRN)
 Shamsan Hasan (BRN)

1st Period: 25 - 18
2nd Period: 25 - 20
VEN - Venezuela
Headcoach: TIMAURE Christopher

No.	Name	Total				Goals / Shots							Punishments			
		Points	Goals	Shots	%	1-Pt All	1-Pt Spin	Spin	In-flight	Specialist	Direct Goal	P6m	SUS	D	DR	
1	MEZA Mauriel															
4	SILVA Dixon	10	5	10	50			2 / 6	3 / 4							
6	MARQUEZ Michael	6	3	6	50			3 / 5	0 / 1				1			
10	SEIJAS Rainer	12	6	7	86					6 / 7						
11	GUZMAN Denyer															
12	TORRES Alvaro															
13	PENALOZA Sanders															
14	NOEL Ednelson	18	10	13	77	2 / 2	1 / 1	7 / 9	1 / 2							
16	LOPEZ Dairon	4	2	4	50	0 / 1		2 / 3								
Totals		50	26	40	65	2 / 3	1 / 1	14 / 23	4 / 7	6 / 7			1			

No.	Goalkeeper	Total			Saves / Shots						
		Saves	Shots	%	1-Pt All	1-Pt Spin	Spin	In-flight	Specialist	Direct Goal	P6m
12	TORRES Alvaro	5	24	21			3 / 15	1 / 1	0 / 4	1 / 2	0 / 2
Totals		5	24	21			3 / 15	1 / 1	0 / 4	1 / 2	0 / 2

ITA - Italy
Headcoach: MALATINO Vincenzo
Team time outs: 1

No.	Name	Total				Goals / Shots							Punishments			
		Points	Goals	Shots	%	1-Pt All	1-Pt Spin	Spin	In-flight	Specialist	Direct Goal	P6m	SUS	D	DR	
2	FREUND Alex	6	3	4	75			1 / 1		2 / 3						
6	PRANTNER Max	4	2	3	67			2 / 3								
9	PAVANI Giovanni	2	1	2	50						1 / 2					
10	MITTERRUTZNER Christian	14	7	9	78			5 / 6	0 / 1			2 / 2				
11	CAMPESTRINI Davide												1			
12	NOTARANGELO Davide	8	4	8	50			4 / 8								
13	CABRINI Giovanni												1			
14	CAPUZZO Matteo															
17	BRONZO Umberto	4	2	3	67					2 / 3						
Totals		38	19	29	66			12 / 18	0 / 1	4 / 6	1 / 2	2 / 2	2			

No.	Goalkeeper	Total			Saves / Shots						
		Saves	Shots	%	1-Pt All	1-Pt Spin	Spin	In-flight	Specialist	Direct Goal	P6m
9	PAVANI Giovanni	5	18	28	0 / 1		3 / 9	2 / 5	0 / 3		
14	CAPUZZO Matteo	3	16	19	0 / 1	0 / 1	2 / 10	1 / 2	0 / 3		
Totals		8	34	24	0 / 2	0 / 1	5 / 19	3 / 7	0 / 6		

Team Comparison

	1st Period				2nd Period			
	Venezuela		Italy		Venezuela		Italy	
	Goals/Shots	%	Goals/Shots	%	Goals/Shots	%	Goals/Shots	%
In-flight Shots	1 / 2	50			3 / 5	60	0 / 1	0
Spin Shots	8 / 13	62	6 / 10	60	6 / 10	60	6 / 8	75
Specialist Shots	3 / 4	75	2 / 3	67	3 / 3	100	2 / 3	67
1-Point Shots	1 / 1	100			1 / 2	50		
Direct Goal Shots							1 / 2	50
6-meter Shots			1 / 1	100			1 / 1	100
1-Point Spin Shots	1 / 1	100						



Results

Venezuela 2 vs 0 Italy

REFEREES:

Alderazi Hani (BRN)
Shamsan Hasan (BRN)

1st Period: 25 - 18

2nd Period: 25 - 20

Running Score

VEN - ITA

1st Period

LOPEZ D. 2 : 0 FREUND A.
NOEL E. 4 : 2
SEIJAS R. 6 : 4 MITTERRUTZNER C.
SILVA D. 8 : 6 PRANTNER M.
NOEL E. 8 : 8 MITTERRUTZNER C.
SILVA D. 10 : 10 FREUND A.
NOEL E. 11 : 10
NOEL E. 11 : 12 FREUND A.
NOEL E. 13 : 12
SEIJAS R. 13 : 14 MITTERRUTZNER C.
SEIJAS R. 15 : 14
MARQUEZ M. 17 : 14
NOEL E. 19 : 14
NOEL E. 19 : 16 MITTERRUTZNER C.
NOEL E. 21 : 16
SILVA D. 23 : 16
SEIJAS R. 23 : 18 MITTERRUTZNER C.
SEIJAS R. 25 : 18

2nd Period

NOEL E. 2 : 0
SILVA D. 4 : 0
SEIJAS R. 6 : 0
LOPEZ D. 6 : 2 NOTARANGELO D.
LOPEZ D. 8 : 2
NOEL E. 8 : 4 PAVANI G.
NOEL E. 10 : 4
NOEL E. 10 : 6 PRANTNER M.
NOEL E. 10 : 8 NOTARANGELO D.
NOEL E. 12 : 8
NOEL E. 14 : 8
SEIJAS R. 14 : 10 BRONZO U.
SEIJAS R. 16 : 10
SEIJAS R. 16 : 12 BRONZO U.
SEIJAS R. 18 : 12
SEIJAS R. 18 : 14 MITTERRUTZNER C.
MARQUEZ M. 20 : 14
MARQUEZ M. 20 : 16 NOTARANGELO D.
MARQUEZ M. 22 : 16
NOEL E. 22 : 18 NOTARANGELO D.
NOEL E. 23 : 18
SEIJAS R. 23 : 20 MITTERRUTZNER C.
SILVA D. 25 : 20

VEN - Venezuela

No.	Name	Technical skills					
		Assists	Steals	Blocked Shots	Received 6m Fouls	Penalty Fouls	Turnovers
1	MEZA Mauriel						
4	SILVA Dixon	6					
6	MARQUEZ Michael	1	1	2			1
10	SEIJAS Rainer						
11	GUZMAN Denyer						
12	TORRES Alvaro						
13	PENALOZA Sanders			1		1	
14	NOEL Ednelson	6	1	1		1	
16	LOPEZ Dairon	3					1
Team							
Totals		16	2	4		2	2

ITA - Italy

No.	Name	Technical skills					
		Assists	Steals	Blocked Shots	Received 6m Fouls	Penalty Fouls	Turnovers
2	FREUND Alex						1
6	PRANTNER Max	5			2		4
9	PAVANI Giovanni						1
10	MITTERRUTZNER Christian	2					1
11	CAMPESTRINI Davide			1			
12	NOTARANGELO Davide	6	1				1
13	CABRINI Giovanni			1			
14	CAPUZZO Matteo						
17	BRONZO Umberto						
Team							
Totals		13	1	2	2		8

Legend:

% Efficiency
DR Disqualifications with Report
SUS Suspension
1-Pt No. 1-Point-Shots Uniform Number
1-Pt Spin P6m 1-Point-Spinshots 6m Penalty Shots
D Spin Disqualifications Spinshots

MATCH AND REFEREES REPORT BEACH HANDBALL

<input checked="" type="checkbox"/>	Youth Olympics
<input type="checkbox"/>	WCh
<input type="checkbox"/>	Int. Match

<input type="checkbox"/>	Qual.Match
<input type="checkbox"/>	Qual. Tournament
<input checked="" type="checkbox"/>	Final tournament

<input checked="" type="checkbox"/>	Men
<input type="checkbox"/>	Men's J
<input type="checkbox"/>	Men's Y

<input type="checkbox"/>	Women
<input type="checkbox"/>	Women's J
<input type="checkbox"/>	Women's Y

Matchnumber

M54

A / Home Team

B / Away Team

Final Result

Thailand			Hungary				
Place	Court No.	Date	Time	Spectators	TV	Report follows	
Buenos Aires	Central	12/10/2018	17:00		YES	NO	

0 : 2

No.	Team A	P	SUS	SUS	D	DR
1	SEELUENG Kanokpon					
4	YAIMUEANG Jeerapong					
6	WAENWISET Surasak	6				
7	RUKSAWONG Kittipong					
8	SRINAMKHAM Passakorn	16				
9	SINSUWAN Chaiwat	4				
10	KANNARONG Open	8				
13	WATTHANASIRI Siriwong					
17	PRATHUMMANG Jakkapat					
A	KANNARONG Surakhom					
B	IAMPHUCHUAI Sanit					
C						
D						
Sig. Off.	TTO					

1st Period					
A	P	B	A	P	B
	1			23	
8	2	88		24	18
	3			25	9
8	4	29		26	29
	5			27	29
6	6	29		28	
	7			29	
8	8	18		30	
	9			31	
6	10	29		32	
	11			33	
10	12	18		34	
	13			35	
8	14	29		36	
	15			37	
9	16	18		38	
	17			39	
10	18	29		40	
	19			41	
9	20	29		42	
	21			43	
	22	29		44	

2nd Period					
A	P	B	A	P	B
	1			23	
10	2	26		24	
	3			25	
8	4	29		26	
	5			27	
8	6	26		28	
	7			29	
8	8	88		30	
	9			31	
10	10	88		32	
	11			33	
6	12	29		34	
	13			35	
8	14	29		36	
	15	9		37	
	16			38	
	17	88		39	
	18			40	
	19	9		41	
	20	18		42	
	21			43	
	22			44	

No.	Team B	P	SUS	SUS	D	DR
1	MARCZIKA Barnabas					
9	MELNICSUK Viktor	4				
18	TOTH Benedek	9				
20	SEPROS Bence					
24	FENYVESI Marcell					
26	GUBICZA Csaba	4				
29	HORNYAK Bence	22				
44	SIMON Kristof					
88	MATUSZKA Balazs	8				
A	PENSZKI Gergely					
B	TUBA-KOVACS Ervin					
C						
D						
Sig. Off.	TTO				8:54	

1st Period	20 - 27	2nd Period	14 - 20
Result	0 - 1	Result	0 - 1
"Shoot-out"		Shootout	
		Result	

Referees	NOC	Signature
1	VIDOVIC T.	CRO
2	VISNJIC N.	CRO

Technical Delegates	NOC	Signature
A	BESLIJA E.	MNE
B	NAVARRETE C.	MEX

Team A									
N									
DG									
P									
Team B									
N									
DG									
P									

Legend:	D Disqualification	DG Direct Goal	DR Disqualification with Report	GG Golden Goal
No. Players Number	Off. Official	P Goal Points	SUS Suspension	
TO Team Timeout				



Results

Match M54
Thailand 0 vs 2 Hungary
REFEREES:

 Vidovic Tea (CRO)
 Visnjic Natasa (CRO)

1st Period: 20 - 27
2nd Period: 14 - 20
THA - Thailand

Headcoach: KANNARONG Surakhom

No.	Name	Total				Goals / Shots							Punishments		
		Points	Goals	Shots	%	1-Pt All	1-Pt Spin	Spin	In-flight	Specialist	Direct Goal	P6m	SUS	D	DR
1	SEELUENG Kanokpon														
4	YAIMUEANG Jeerapong														
6	WAENWISSET Surasak	6	3	6	50			1 / 3	1 / 1				1 / 2		
7	RUKSAWONG Kittipong		0	2	0			0 / 1	0 / 1						
8	SRINAMKHAM Passakorn	16	8	11	73			6 / 8	2 / 3						
9	SINSUWAN Chaiwat	4	2	3	67				2 / 3						
10	KANNARONG Open	8	4	6	67					4 / 6					
13	WATTANASIRI Siriwong		0	2	0					0 / 2					
17	PRATHUMMANG Jakkapat														
Totals		34	17	30	57			7 / 12	5 / 8	4 / 8			1 / 2		

No.	Goalkeeper	Total			Saves / Shots						
		Saves	Shots	%	1-Pt All	1-Pt Spin	Spin	In-flight	Specialist	Direct Goal	P6m
1	SEELUENG Kanokpon	3	15	20	0 / 2		1 / 6	2 / 6	0 / 1		
10	KANNARONG Open	2	16	13	0 / 3		1 / 6	1 / 3	0 / 3		0 / 1
Totals		5	31	16	0 / 5		2 / 12	3 / 9	0 / 4		0 / 1

HUN - Hungary

Headcoach: PENSZKI Gergely

Team time outs: 1

No.	Name	Total				Goals / Shots							Punishments		
		Points	Goals	Shots	%	1-Pt All	1-Pt Spin	Spin	In-flight	Specialist	Direct Goal	P6m	SUS	D	DR
1	MARCZIKA Barnabas														
9	MELNICSUK Viktor	4	3	3	100	2 / 2				1 / 1					
18	TOTH Benedek	9	5	8	63	1 / 1		1 / 1	3 / 6						
20	SEPROS Bence														
24	FENYVESI Marcell														
26	GUBICZA Csaba	4	2	5	40			2 / 4	0 / 1						
29	HORNYAK Bence	22	12	14	86	2 / 2		4 / 5	3 / 4	2 / 2		1 / 1			
44	SIMON Kristof														
88	MATUSZKA Balazs	8	4	5	80			3 / 4		1 / 1					
Totals		47	26	35	74	5 / 5		10 / 14	6 / 11	4 / 4		1 / 1			

No.	Goalkeeper	Total			Saves / Shots						
		Saves	Shots	%	1-Pt All	1-Pt Spin	Spin	In-flight	Specialist	Direct Goal	P6m
1	MARCZIKA Barnabas	9	17	53			3 / 5	2 / 6	3 / 5		1 / 1
20	SEPROS Bence	3	12	25			2 / 7	1 / 2	0 / 2		0 / 1
Totals		12	29	41			5 / 12	3 / 8	3 / 7		1 / 2

Team Comparison

	1st Period				2nd Period			
	Thailand		Hungary		Thailand		Hungary	
	Goals/Shots	%	Goals/Shots	%	Goals/Shots	%	Goals/Shots	%
In-flight Shots	2 / 3	67	6 / 8	75	3 / 5	60	0 / 3	0
Spin Shots	5 / 7	71	5 / 6	83	2 / 5	40	5 / 8	63
Specialist Shots	2 / 3	67	1 / 1	100	2 / 5	40	3 / 3	100
1-Point Shots			3 / 3	100			2 / 2	100
Direct Goal Shots								
6-meter Shots	1 / 2	50					1 / 1	100
1-Point Spin Shots								



Results

Thailand 0 vs 2 Hungary

REFEREES:

 Vidovic Tea (CRO)
 Visnjic Natasa (CRO)

1st Period: 20 - 27

2nd Period: 14 - 20

THA - Thailand

No.	Name	Technical skills					
		Assists	Steals	Blocked Shots	Received 6m Fouls	Penalty Fouls	Turnovers
1	SEELUENG Kanokpon						
4	YAIMUEANG Jeerapong						
6	WAENWISSET Surasak	5					2
7	RUKSAWONG Kittipong						
8	SRINAMKHAM Passakorn						1
9	SINSUWAN Chaiwat	1			2		1
10	KANNARONG Open						2
13	WATTHANASIRI Siriwong						1
17	PRATHUMMANG Jakkapat					1	
Team							
Totals		6			2	1	7

HUN - Hungary

No.	Name	Technical skills					
		Assists	Steals	Blocked Shots	Received 6m Fouls	Penalty Fouls	Turnovers
1	MARCZIKA Barnabas						
9	MELNICSUK Viktor	9					2
18	TOTH Benedek						
20	SEPROS Bence						
24	FENYVESI Marcell						
26	GUBICZA Csaba		2				
29	HORNYAK Bence	1				1	
44	SIMON Kristof					1	
88	MATUSZKA Balazs	1			1		1
Team							
Totals		11	2		1	2	3

Running Score
THA - HUN
1st Period

	0 : 2	MATUSZKA B.
SRINAMKHAM P.	2 : 2	
	2 : 4	HORNYAK B.
	2 : 6	HORNYAK B.
	2 : 8	TOTH B.
SRINAMKHAM P.	4 : 8	
	4 : 10	HORNYAK B.
WAENWISSET S.	6 : 10	
	6 : 12	TOTH B.
SRINAMKHAM P.	8 : 12	
	8 : 14	HORNYAK B.
WAENWISSET S.	10 : 14	
	10 : 16	TOTH B.
KANNARONG O.	12 : 16	
	12 : 18	HORNYAK B.
	12 : 20	HORNYAK B.
SRINAMKHAM P.	14 : 20	
	14 : 22	HORNYAK B.
SINSUWAN C.	16 : 22	
	16 : 24	TOTH B.
KANNARONG O.	18 : 24	
	18 : 25	MELNICSUK V.
SINSUWAN C.	20 : 25	
	20 : 26	HORNYAK B.
	20 : 27	HORNYAK B.

2nd Period

KANNARONG O.	2 : 0	
	2 : 2	GUBICZA C.
	2 : 4	HORNYAK B.
SRINAMKHAM P.	4 : 4	
	4 : 6	GUBICZA C.
SRINAMKHAM P.	6 : 6	
	6 : 8	MATUSZKA B.
SRINAMKHAM P.	8 : 8	
KANNARONG O.	10 : 8	
	10 : 10	MATUSZKA B.
	10 : 12	HORNYAK B.
	10 : 14	HORNYAK B.
	10 : 15	MELNICSUK V.
WAENWISSET S.	12 : 15	
	12 : 17	MATUSZKA B.
	12 : 19	MELNICSUK V.
SRINAMKHAM P.	14 : 19	
	14 : 20	TOTH B.

Legend:

%	Efficiency	1-Pt	1-Point-Shots	1-Pt Spin	1-Point-Spinshots	D	Disqualifications
DR	Disqualifications with Report	No.	Uniform Number	P6m	6m Penalty Shots	Spin	Spinshots
SUS	Suspension						

MATCH AND REFEREES REPORT

BEACH HANDBALL

<input checked="" type="checkbox"/>	Youth Olympics
<input type="checkbox"/>	WCh
<input type="checkbox"/>	Int. Match

<input type="checkbox"/>	Qual.Match
<input type="checkbox"/>	Qual. Tournament
<input checked="" type="checkbox"/>	Final tournament

<input checked="" type="checkbox"/>	Men
<input type="checkbox"/>	Men's J
<input type="checkbox"/>	Men's Y

<input type="checkbox"/>	Women
<input type="checkbox"/>	Women's J
<input type="checkbox"/>	Women's Y

Matchnumber

M55

A / Home Team

B / Away Team

Final Result

Argentina			Croatia			
Place	Court No.	Date	Time	Spectators	TV	Report follows
Buenos Aires	Central	13/10/2018	14:10		YES	NO

2 : 0

No.	Team A	P	SUS	SUS	D	DR
1	BAPTISTA Nahuel	15	15:52			
2	BASUALDO Jose		18:34			
3	DAUDINOT Francisco	8				
4	DIEGUEZ Nicolas	4				
6	GOUX Elian Jesus					
7	MILLET Nicolas	2	9:29			
8	NOVILLO Alejo	4				
9	PAEZ ALARCON Tomas					
12	SANTOS Julian	4				
A	ZEBALLOS Daniel					
B	GRAMCKO Marcelo					
C	BOIMAN Gaston					
D						
Sig. Off.	TTO	9:50				

No.	Team B	P	SUS	SUS	D	DR
1	KOLIC Borna					
3	PALAC Ivan					
4	BRZICA Tin	2				
5	BUDIC Mateo	6				
6	SUDAREVIC Bruno	6				
7	HANCIC Ivan Antonio	12				
9	MARUNCIC Marko	2	19:17			
11	OBRATOV Kresimir	4				
12	PRANJIC Marko					
A	PARADZIK Mladen					
B	MOCILAC Mario					
C						
D						
Sig. Off.	TTO	4:32				

Referees	NOC	Signature
1	ASSIS F.	BRA
2	DOS SANTOS S.	BRA

Technical Delegates	NOC	Signature
A	HEIM A.	HUN
B	PERKINS G.	USA

1st Period					
A	P	B	A	P	B
	1			23	
4	2	7		24	
	3			25	
1	4	5		26	
	5			27	
1	6	7		28	
	7			29	
4	8	9		30	
	9			31	
1	10	11		32	
	11			33	
1	12	7		34	
	13			35	
3	14	6		36	
	15			37	
1	16			38	
1	17			39	
	18			40	
	19			41	
	20			42	
	21			43	
	22			44	

2nd Period					
A	P	B	A	P	B
	1			23	
12	2	6		24	
	3			25	
12	4	7		26	
	5			27	
7	6	11		28	
	7			29	
8	8	7		30	
	9			31	
3	10	4		32	
	11			33	
3	12	5		34	
	13			35	
1	14	5		36	
	15			37	
8	16	7		38	
	17			39	
3	18	6		40	
	19			41	
1	20			42	
	21			43	
	22			44	

1st Period	17 - 14	2nd Period	20 - 18
Result	1 - 0	Result	1 - 0
"Shoot-out"		Shootout	
		Result	

Team A

N									
DG									
P									

Team B

N									
DG									
P									

Legend:
D Disqualification **DG** Direct Goal Official **DR** Disqualification with Report **GG** Golden Goal
No. Players Number **Off.** Official **P** Goal Points **SUS** Suspension
TO Team Timeout



Results

Match M55
Argentina 2 vs 0 Croatia
REFEREES:

 Assis Flavio (BRA)
 dos Santos Sidiney (BRA)

1st Period: 17 - 14
2nd Period: 20 - 18
ARG - Argentina

Headcoach: ZEBALLOS Daniel

Team time outs: 1

No.	Name	Total				Goals / Shots							Punishments		
		Points	Goals	Shots	%	1-Pt All	1-Pt Spin	Spin	In-flight	Specialist	Direct Goal	P6m	SUS	D	DR
1	BAPTISTA Nahuel	15	8	12	67	1 / 1		5 / 9	2 / 2				1		
2	BASUALDO Jose												1		
3	DAUDINOT Francisco	8	4	4	100					4 / 4					
4	DIEGUEZ Nicolas	4	2	3	67			2 / 2	0 / 1						
6	GOUX Elian Jesus														
7	MILLET Nicolas	2	1	1	100			1 / 1					1		
8	NOVILLO Alejo	4	2	2	100						2 / 2				
9	PAEZ ALARCON Tomas														
12	SANTOS Julian	4	2	4	50				2 / 3			0 / 1			
Totals		37	19	26	73	1 / 1		8 / 12	4 / 6	4 / 4	2 / 2	0 / 1	3		

No.	Goalkeeper	Total			Saves / Shots						
		Saves	Shots	%	1-Pt All	1-Pt Spin	Spin	In-flight	Specialist	Direct Goal	P6m
8	NOVILLO Alejo	7	23	30			4 / 15	1 / 1	1 / 4		1 / 3
Totals		7	23	30			4 / 15	1 / 1	1 / 4		1 / 3

CRO - Croatia

Headcoach: PARADZIK Mladen

Team time outs: 1

No.	Name	Total				Goals / Shots							Punishments		
		Points	Goals	Shots	%	1-Pt All	1-Pt Spin	Spin	In-flight	Specialist	Direct Goal	P6m	SUS	D	DR
1	KOLIC Borna														
3	PALAC Ivan														
4	BRZICA Tin	2	1	1	100					1 / 1					
5	BUDIC Mateo	6	3	7	43			3 / 7							
6	SUDAREVIC Bruno	6	3	4	75			1 / 1				2 / 3			
7	HANCIC Ivan Antonio	12	6	10	60			6 / 10							
9	MARUNCIC Marko	2	1	2	50			1 / 1	0 / 1				1		
11	OBRATOV Kresimir	4	2	3	67					2 / 3					
12	PRANJIC Marko														
Totals		32	16	27	59			11 / 19	0 / 1	3 / 4		2 / 3	1		

No.	Goalkeeper	Total			Saves / Shots						
		Saves	Shots	%	1-Pt All	1-Pt Spin	Spin	In-flight	Specialist	Direct Goal	P6m
1	KOLIC Borna	4	21	19	0 / 1		2 / 9	2 / 6	0 / 3	0 / 2	
12	PRANJIC Marko	0	2	0			0 / 1		0 / 1		
Totals		4	23	17	0 / 1		2 / 10	2 / 6	0 / 4	0 / 2	

Team Comparison

	1st Period				2nd Period			
	Argentina		Croatia		Argentina		Croatia	
	Goals/Shots	%	Goals/Shots	%	Goals/Shots	%	Goals/Shots	%
In-flight Shots	2 / 4	50			2 / 2	100	0 / 1	0
Spin Shots	5 / 7	71	5 / 10	50	3 / 5	60	6 / 9	67
Specialist Shots	1 / 1	100	1 / 2	50	3 / 3	100	2 / 2	100
1-Point Shots	1 / 1	100						
Direct Goal Shots					2 / 2	100		
6-meter Shots	0 / 1	0	1 / 1	100			1 / 2	50
1-Point Spin Shots								



Results

Argentina 2 vs 0 Croatia

REFEREES:

Assis Flavio (BRA)
dos Santos Sidiney (BRA)

1st Period: 17 - 14

2nd Period: 20 - 18

Running Score

ARG - CRO

ARG - Argentina

No.	Name	Technical skills					
		Assists	Steals	Blocked Shots	Received 6m Fouls	Penalty Fouls	Turnovers
1	BAPTISTA Nahuel	1					3
2	BASUALDO Jose					2	
3	DAUDINOT Francisco						
4	DIEGUEZ Nicolas	2			1		1
6	GOUX Elian Jesus						
7	MILLET Nicolas					1	
8	NOVILLO Alejo						
9	PAEZ ALARCON Tomas						
12	SANTOS Julian	4					
Team							
Totals		7			1	3	4

1st Period

DIEGUEZ N.	2 : 0	
	2 : 2	HANCIC I.
BAPTISTA N.	4 : 2	
	4 : 4	BUDIC M.
BAPTISTA N.	6 : 4	
	6 : 6	HANCIC I.
DIEGUEZ N.	8 : 6	
BAPTISTA N.	10 : 6	
	10 : 8	MARUNCIC M.
	10 : 10	OBRATOV K.
BAPTISTA N.	12 : 10	
	12 : 12	HANCIC I.
DAUDINOT F.	14 : 12	
BAPTISTA N.	16 : 12	
	16 : 14	SUDAREVIC B.
BAPTISTA N.	17 : 14	

CRO - Croatia

No.	Name	Technical skills					
		Assists	Steals	Blocked Shots	Received 6m Fouls	Penalty Fouls	Turnovers
1	KOLIC Borna						
3	PALAC Ivan						1
4	BRZICA Tin						1
5	BUDIC Mateo	4					3
6	SUDAREVIC Bruno	1	1		1		
7	HANCIC Ivan Antonio	1				1	
9	MARUNCIC Marko	2			1		1
11	OBRATOV Kresimir	1			1		
12	PRANJIC Marko						
Team							
Totals		9	1		3	1	6

2nd Period

SANTOS J.	2 : 0	
	2 : 2	SUDAREVIC B.
SANTOS J.	4 : 2	
MILLET N.	6 : 2	
	6 : 4	HANCIC I.
	6 : 6	OBRATOV K.
NOVILLO A.	8 : 6	
DAUDINOT F.	10 : 6	
	10 : 8	HANCIC I.
DAUDINOT F.	12 : 8	
	12 : 10	BRZICA T.
BAPTISTA N.	14 : 10	
NOVILLO A.	16 : 10	
	16 : 12	BUDIC M.
DAUDINOT F.	18 : 12	
	18 : 14	BUDIC M.
	18 : 16	HANCIC I.
	18 : 18	SUDAREVIC B.
BAPTISTA N.	20 : 18	

Legend:

%	Efficiency	1-Pt	1-Point-Shots	1-Pt Spin	1-Point-Spinshots	D	Disqualifications
DR	Disqualifications with Report	No.	Uniform Number	P6m	6m Penalty Shots	Spin	Spinshots
SUS	Suspension						

MATCH AND REFEREES REPORT

BEACH HANDBALL

<input checked="" type="checkbox"/>	Youth Olympics
<input type="checkbox"/>	WCh
<input type="checkbox"/>	Int. Match

<input type="checkbox"/>	Qual.Match
<input type="checkbox"/>	Qual. Tournament
<input checked="" type="checkbox"/>	Final tournament

<input checked="" type="checkbox"/>	Men
<input type="checkbox"/>	Men's J
<input type="checkbox"/>	Men's Y

<input type="checkbox"/>	Women
<input type="checkbox"/>	Women's J
<input type="checkbox"/>	Women's Y

Matchnumber

M56

A / Home Team

B / Away Team

Final Result

Portugal			Spain			
Place	Court No.	Date	Time	Spectators	TV	Report follows
Buenos Aires	Central	13/10/2018	15:50		YES	NO

1 : 2

No.	Team A	P	SUS	SUS	D	DR
1	BRITO Nuno					
3	SOUSA Andre	12				
5	ALMEIDA Nuno	2				
7	PAULO Rafael					
8	SALVADOR Salvador	2	13:12			
9	FERREIRA Diogo	8				
11	NEVES Miguel	14	7:42			
12	GONCALVES Joao					
13	SILVA Andre					
A	FELIX Paulo					
B	SARDO PEREIRA Pedro					
C	BERNARDES Mario					
D						
Sig. Off.		TTO			9:30	

No.	Team B	P	SUS	SUS	D	DR
3	LUIS MOSQUERA Domingo Jesus	14	7:20			
4	MARTINEZ RODRIGUEZ David	2				
6	GONZALEZ VILLEGAS Carlos	4	17:05			
7	VENEGAS RODRIGUEZ Sergio Jose	10				
8	FERRE ANDREU Pau					
9	GARCIA-CABANAS CARQUES Guillermo					
10	BANDERA FERNANDEZ Adrian	3				
11	PEREZ MANZANARES Sergio	11				
12	RODRIGUEZ SERRANO Pedro					
A	BAGO RASCON Pedro					
B	HERNANDEZ LOPEZ Sebastian Andres					
C	CALVILLO RODA Jose Maria					
D						
Sig. Off.		TTO			7:36	

Referees	NOC	Signature
1 RUDINSKY M.	SVK	
2 MANDAK B.	SVK	

Technical Delegates	NOC	Signature
A CARDONE C.	ITA	
B KAVCIC M.	SLO	

1st Period					
A	P	B	A	P	B
	1			23	
9	2	3		24	
	3			25	
11	4	3		26	
	5			27	
11	6	7		28	
	7			29	
3	8	3		30	
	9			31	
11	10	3		32	
	11			33	
11	12	3		34	
	13			35	
8	14	6		36	
	15			37	
	16	6		38	
	17			39	
	18	11		40	
	19	10		41	
	20			42	
	21			43	
	22			44	

2nd Period					
A	P	B	A	P	B
	1			23	
11	2	7		24	
	3			25	
9	4	11		26	
	5			27	
3	6	7		28	
	7			29	
11	8	11		30	
	9			31	
3	10	3		32	
	11			33	
3	12	7		34	
	13			35	
11	14	11		36	
	15			37	
9	16	11		38	
	17			39	
3	18			40	
	19			41	
	20			42	
	21			43	
	22			44	

1st Period	14 - 19	2nd Period	18 - 16
Result	0 - 1	Result	1 - 0
"Shoot-out"		Shootout	6 - 9
		Result	0 - 1

Team A										
N	3	11	9	5						
DG										6
P	2	/	2	2						
Team B										
N	10	4	3	7	11					
DG										9
P	2	2	2	2	1					

Legend:							
D	Disqualification	DG	Direct Goal	DR	Disqualification with Report	GG	Golden Goal
No.	Players Number	Off.	Official	P	Goal Points	SUS	Suspension
TO	Team Timeout						



Results

Match M56
Portugal 1 vs 2 Spain
REFEREES:

 Rudinsky Mario (SVK)
 Mandak Boris (SVK)

1st Period: 14 - 19
2nd Period: 18 - 16
Shootout: 6 - 9
POR - Portugal
Headcoach: FELIX Paulo
Team time outs: 1

No.	Name	Total				Goals / Shots							Punishments			
		Points	Goals	Shots	%	1-Pt All	1-Pt Spin	Spin	In-flight	Specialist	Direct Goal	P6m	SUS	D	DR	
1	BRITO Nuno															
3	SOUSA Andre	12	6	11	55			5 / 7		1 / 4						
5	ALMEIDA Nuno	2	1	1	100			1 / 1								
7	PAULO Rafael		0	1	0				0 / 1							
8	SALVADOR Salvador	2	1	2	50				1 / 2				1			
9	FERREIRA Diogo	8	4	10	40			3 / 8	1 / 2							
11	NEVES Miguel	14	7	11	64			1 / 3		2 / 3		4 / 5	1			
12	GONCALVES Joao															
13	SILVA Andre															
Totals		38	19	36	53			10 / 19	2 / 5	3 / 7		4 / 5	2			

No.	Goalkeeper	Total			Saves / Shots						
		Saves	Shots	%	1-Pt All	1-Pt Spin	Spin	In-flight	Specialist	Direct Goal	P6m
1	BRITO Nuno	4	26	15	0 / 2		2 / 15	1 / 1	1 / 6		0 / 2
11	NEVES Miguel	0	1	0			0 / 1				
Totals		4	27	15	0 / 2		2 / 16	1 / 1	1 / 6		0 / 2

ESP - Spain
Headcoach: BAGO RASCON Pedro
Team time outs: 1

No.	Name	Total				Goals / Shots							Punishments			
		Points	Goals	Shots	%	1-Pt All	1-Pt Spin	Spin	In-flight	Specialist	Direct Goal	P6m	SUS	D	DR	
3	LUIS MOSQUERA Domingo Jesus	14	7	11	64			7 / 11					1			
4	MARTINEZ RODRIGUEZ David	2	1	1	100			1 / 1								
6	GONZALEZ VILLEGAS Carlos	4	2	2	100							2 / 2	1			
7	VENEGAS RODRIGUEZ Sergio Jose	10	5	9	56			5 / 8	0 / 1							
8	FERRE ANDREU Pau															
9	GARCIA-CABANAS CARQUES Guillermo															
10	BANDERA FERNANDEZ Adrian	3	2	2	100	1 / 1		1 / 1								
11	PEREZ MANZANARES Sergio	11	6	8	75	1 / 1				5 / 7						
12	RODRIGUEZ SERRANO Pedro															
Totals		44	23	33	70	2 / 2		14 / 21	0 / 1	5 / 7		2 / 2	2			

No.	Goalkeeper	Total			Saves / Shots						
		Saves	Shots	%	1-Pt All	1-Pt Spin	Spin	In-flight	Specialist	Direct Goal	P6m
8	FERRE ANDREU Pau	0	1	0			0 / 1				
9	GARCIA-CABANAS CARQUES Guillermo	1	3	33			0 / 1				1 / 2
12	RODRIGUEZ SERRANO Pedro	8	24	33			4 / 12	1 / 3	3 / 6		0 / 3
Totals		9	28	32			4 / 14	1 / 3	3 / 6		1 / 5

Team Comparison

	1st Period				2nd Period			
	Portugal		Spain		Portugal		Spain	
	Goals/Shots	%	Goals/Shots	%	Goals/Shots	%	Goals/Shots	%
In-flight Shots	2 / 2	100	0 / 1	0	0 / 3	0		
Spin Shots	1 / 7	14	6 / 9	67	6 / 8	75	4 / 8	50
Specialist Shots	2 / 6	33	1 / 1	100	1 / 1	100	4 / 6	67
1-Point Shots			1 / 1	100				
Direct Goal Shots								
6-meter Shots	2 / 3	67	2 / 2	100	2 / 2	100		
1-Point Spin Shots								



Results

Portugal 1 vs 2 Spain

REFEREES:

Rudinsky Mario (SVK)
Mandak Boris (SVK)

1st Period: 14 - 19
2nd Period: 18 - 16
Shootout: 6 - 9

POR - Portugal

No.	Name	Technical skills					
		Assists	Steals	Blocked Shots	Received 6m Fouls	Penalty Fouls	Turnovers
1	BRITO Nuno						
3	SOUSA Andre	2			1		1
5	ALMEIDA Nuno						
7	PAULO Rafael						
8	SALVADOR Salvador	1	1	1	1		
9	FERREIRA Diogo						2
11	NEVES Miguel				3	1	
12	GONCALVES Joao						
13	SILVA Andre			2		1	
Team							
Totals		3	1	3	5	2	3

Running Score

POR - ESP

1st Period

0 : 2	LUIS MOSQUERA D.
2 : 2	FERREIRA D.
2 : 4	LUIS MOSQUERA D.
4 : 4	NEVES M.
4 : 6	VENEGAS RODRIGUEZ S.
4 : 8	LUIS MOSQUERA D.
6 : 8	NEVES M.
8 : 8	SOUSA A.
8 : 10	LUIS MOSQUERA D.
8 : 12	LUIS MOSQUERA D.
10 : 12	NEVES M.
10 : 14	GONZALEZ VILLEGAS C.
12 : 14	NEVES M.
12 : 16	GONZALEZ VILLEGAS C.
14 : 16	SALVADOR S.
14 : 18	PEREZ MANZANARES S.
14 : 19	BANDERA FERNANDEZ A.

ESP - Spain

No.	Name	Technical skills					
		Assists	Steals	Blocked Shots	Received 6m Fouls	Penalty Fouls	Turnovers
3	LUIS MOSQUERA Domingo Jesus					2	2
4	MARTINEZ RODRIGUEZ David	1					1
6	GONZALEZ VILLEGAS Carlos			1		1	
7	VENEGAS RODRIGUEZ Sergio Jose	1					
8	FERRE ANDREU Pau			1		2	
9	GARCIA-CABANAS CARQUES Guillermo						
10	BANDERA FERNANDEZ Adrian						
11	PEREZ MANZANARES Sergio	2			2		
12	RODRIGUEZ SERRANO Pedro						
Team							
Totals		4		2	2	5	3

2nd Period

0 : 2	VENEGAS RODRIGUEZ S.
2 : 2	NEVES M.
2 : 4	PEREZ MANZANARES S.
2 : 6	VENEGAS RODRIGUEZ S.
4 : 6	FERREIRA D.
6 : 6	SOUSA A.
6 : 8	PEREZ MANZANARES S.
8 : 8	NEVES M.
10 : 8	SOUSA A.
10 : 10	LUIS MOSQUERA D.
12 : 10	SOUSA A.
12 : 12	VENEGAS RODRIGUEZ S.
14 : 12	NEVES M.
16 : 12	FERREIRA D.
16 : 14	PEREZ MANZANARES S.
18 : 14	SOUSA A.
18 : 16	PEREZ MANZANARES S.

Shootout

0 : 2	BANDERA FERNANDEZ A.
2 : 2	SOUSA A.
2 : 4	MARTINEZ RODRIGUEZ D.
2 : 6	LUIS MOSQUERA D.
4 : 6	FERREIRA D.
4 : 8	VENEGAS RODRIGUEZ S.
6 : 8	ALMEIDA N.
6 : 9	PEREZ MANZANARES S.

Legend:	Efficiency	1-Pt	1-Point-Shots	1-Pt Spin	1-Point-Spinshots	D	Disqualifications
%		No.	Uniform Number	P6m	6m Penalty Shots	Spin	Spinshots
DR	Disqualifications with Report						
SUS	Suspension						



Medallists

GOLD	SILVER	BRONZE
------	--------	--------

ARG - Argentina

- 2 BALSAS Lucila
- 3 BENEDETTI GORGA Caterina
- 5 CORIMBERTO Fiorella
- 7 AIZEN Belen
- 9 PONCE Carolina
- 10 TURNES Zoe
- 13 BONOMI Gisella
- 15 RIADIGOS Jimena
- 16 SOTO Rosario

CRO - Croatia

- 1 LOVRENCEVIC Petra
- 2 SLADIC Sasa
- 3 VOJNOVIC Nika
- 4 LUKSIC Anja Vida
- 5 BANIC Rea
- 6 TUPEK Mia
- 9 PERENCEVIC Vanja
- 10 BOSNJAK Mia
- 11 MALEC Ana

HUN - Hungary

- 1 HADFI Greta
- 2 BRAUN Csenge
- 8 LERANT Sara
- 9 PINTER Klaudia
- 11 BENZSAY Rebeka
- 16 MATEFI Dalma
- 26 GAJDOS Dorottya
- 32 KIRALY Reka
- 46 LANDI Gabriella



Team Roster

As of SAT 6 OCT 2018

ASA - American Samoa

No.	Name	Shirt Name	Position	L/R	Height m/ft in	Date of Birth	Club
2	NAUTU Frances Blessing	Nautu	RW/LW	R	1.68 / 5'6"	27 MAY 2000	Nighthawk, Ili'ili (ASA)
3	FLOOR Stephanie Lynn	Floor	LW/SPC	L	1.75 / 5'9"	9 FEB 2000	Caboom, Tafuna (ASA)
6	FLOOR Danielle Patricia	Floor	LW/RW	L	1.70 / 5'7"	9 FEB 2000	Caboom, Tafuna (ASA)
7	FALEAO Roselyn Marie	FALEAO	LW/SPC	L	1.70 / 5'7"	11 JUL 2000	Caboom, Tafuna (ASA)
8	AASA Naomi Matauanaeta	AASA	RW/LW	L	1.63 / 5'4"	8 FEB 2000	Caboom, Tafuna (ASA)
11	TOFEAONO Luavaa Phillomena	Tofeaono	P/CB	R	1.75 / 5'9"	23 FEB 2000	Caboom, Tafuna (ASA)
12	LIU Jasmine Leata	Liu	RW/LW	R	1.75 / 5'9"	2 SEP 2002	Caboom, Tafuna (ASA)
18	MATAUTIA Imeleta Olive	Matautia	D/CB	R	1.73 / 5'8"	2 MAR 2000	Pago Pago Hc, Pago Pago (ASA)
Team average					1.71 / 5'7"		

Team Uniform Colours	Tank Tops	Shorts	Officials	A FLOOR Carl (ASA)	(Coach)
Team 1st	Red	Blue	B SAGAPOLU Joey (ASA)	(Assistant Coach)	
Team 2nd	White				
Team 3rd	Blue And Red				
Goalkeeper/Specialist Uniform Colours					
Goalkeeper 1st	Red				
Goalkeeper 2nd					
Goalkeeper 3rd					

Legend:							
CB	Center Back	D	Defender	GK	Goalkeeper	LW	Left Wing
No.	Uniform Number	P	Pivot	RW	Right Wing	SPC	Specialist



Team Roster

As of FRI 5 OCT 2018

ARG - Argentina

No.	Name	Shirt Name	Position	L/R	Height m/ft in	Date of Birth	Club
2	BALSAS Lucila	BALSAS	CB/RW	R	1.64 / 5'5"	3 JUN 2000	Vicente Lopez, Vicente Lopez (ARG)
3	BENEDETTI GORGA Caterina	BENEDETTI	RW/SPC	L	1.59 / 5'3"	15 MAY 2000	Sedalo, Lanus (ARG)
5	CORIMBERTO Fiorella	CORIMBERTO	LW/RW	R	1.76 / 5'9"	29 AUG 2001	M. Acosta, Quilmes (ARG)
7	AIZEN Belen	AIZEN	LW/D	R	1.70 / 5'7"	18 AUG 2000	Sag. Ballester, Ballester (ARG)
9	PONCE Carolina	PONCE	SPC/CB	R	1.62 / 5'4"	15 MAY 2000	Estudiantes, la Plata (ARG)
10	TURNES Zoe	TURNES	LW/P	R	1.79 / 5'10"	26 JUL 2000	Sedalo, Lanus (ARG)
13	BONOMI Gisella	BONOMI	P/D	R	1.80 / 5'11"	19 MAR 2000	Alta Barda, Neuquen (ARG)
15	RIADIGOS Jimena	RIADIGOS	D/P	R	1.71 / 5'7"	7 APR 2000	Acha, Mar Del Plata (ARG)
16	SOTO Rosario	SOTO	GK	R	1.70 / 5'7"	7 JAN 2000	Estudiantes, la Plata (ARG)
Team average					1.70 / 5'7"		

Team Uniform Colours
Team 1st
Team 2nd
Team 3rd
Goalkeeper/Specialist Uniform Colours
Goalkeeper 1st
Goalkeeper 2nd
Goalkeeper 3rd
Tank Tops

Light Blue And White

Blue

Black

Yellow

Shorts

Black

Officials

A BRUNATI Leticia (ARG)

(Coach)

B FERRARO Sebastian (ARG)

(Team Official)

C SANZ Gustavo Andres (ARG)

(Assistant Coach)

Legend:

CB	Center Back	D	Defender	GK	Goalkeeper	LW	Left Wing
No.	Uniform Number	P	Pivot	RW	Right Wing	SPC	Specialist



Team Roster

As of SUN 7 OCT 2018

TPE - Chinese Taipei

No.	Name	Shirt Name	Position	L/R	Height m/ft in	Date of Birth	Club
2	LIN Pinchun	P.C. LIN	LW	R	1.59 / 5'3"	27 JAN 2002	Tpe Handball Association, Taipei (TPE)
7	LIN Hungwen	H.W. LIN	LW/P	R	1.62 / 5'4"	8 JUL 2000	Tpe Handball Association, Taipei (TPE)
11	YAN Yujia	Y.J.YAN	SPC	R	1.65 / 5'5"	24 JAN 2002	Tpe Handball Association, Taipei (TPE)
12	SHEN Yunting	Y.T. SHEN	GK	R	1.65 / 5'5"	11 OCT 2001	Tpe Handball Association, Taipei (TPE)
14	CHAO Yuchen	Y.C. CHAO	P	R	1.66 / 5'5"	24 DEC 2001	Tpe Handball Association, Taipei (TPE)
15	CHEN Shufen	S.F. CHEN	D	R	1.66 / 5'5"	26 APR 2002	Tpe Handball Association, Taipei (TPE)
17	CHAN Yuchen	Y.C. CHAN	D	R	1.69 / 5'7"	25 JAN 2002	Tpe Handball Association, Taipei (TPE)
20	TSAI Peiling	P.L. TSAI	RW	L	1.60 / 5'3"	6 MAR 2002	Tpe Handball Association, Taipei (TPE)
27	KE Xinping	X.P. KE	SPC/RW	L	1.66 / 5'5"	15 SEP 2001	Tpe Handball Association, Taipei (TPE)
Team average					1.64 / 5'5"		

Team Uniform Colours	Tank Tops	Shorts	Officials	A	PAN Chienhung (TPE)	(Coach)
Team 1st	Black	Black				
Team 2nd	Deep Pink					
Team 3rd	Dark Blue					
Goalkeeper/Specialist Uniform Colours						
Goalkeeper 1st	Black					
Goalkeeper 2nd						
Goalkeeper 3rd						

Legend:							
CB	Center Back	D	Defender	GK	Goalkeeper	LW	Left Wing
No.	Uniform Number	P	Pivot	RW	Right Wing	SPC	Specialist



Team Roster

As of SUN 7 OCT 2018

CRO - Croatia

No.	Name	Shirt Name	Position	L/R	Height m/ft in	Date of Birth	Club
1	LOVRENCEVIC Petra	LOVRENCEVIC	GK	R	1.82 / 6'0"	21 JAN 2001	Zrk Sesvete, Zagreb (CRO)
2	SLADIC Sasa	SLADIC	GK	R	1.75 / 5'9"	17 APR 2002	Rk Lokomotiva, Zagreb (CRO)
3	VOJNOVIC Nika	VOJNOVIC	P/D	R	1.78 / 5'10"	22 OCT 2000	Rk Lokomotiva, Zagreb (CRO)
4	LUKSIC Anja Vida	LUKSIC	LW/RW	R	1.75 / 5'9"	18 JUN 2000	Zrk Tresnjevka, Zagreb (CRO)
5	BANIC Rea	BANIC	RW/LW	R	1.70 / 5'7"	18 APR 2001	Rk Lokomotiva, Zagreb (CRO)
6	TUPEK Mia	TUPEK	SPC/CB	R	1.73 / 5'8"	13 JUN 2000	Zrk Sesvete, Zagreb (CRO)
9	PERENCEVIC Vanja	PERENCEVIC	SPC/CB	R	1.78 / 5'10"	29 FEB 2000	Rk Lokomotiva, Zagreb (CRO)
10	BOSNJAK Mia	BOSNJAK	P/D	L	1.85 / 6'1"	15 APR 2000	Zrk Sesvete, Zagreb (CRO)
11	MALEC Ana	MALEC	SPC/CB	R	1.73 / 5'8"	25 JUL 2000	Zrk Ivanic Grad, Ivanic Grad (CRO)
Team average					1.77 / 5'10"		

Team Uniform Colours

Team 1st

Team 2nd

Team 3rd

Goalkeeper/Specialist Uniform Colours

Goalkeeper 1st

Goalkeeper 2nd

Goalkeeper 3rd

Tank Tops

Blue

Red

Red

Red

Shorts

Blue

Officials

A KANJUGOVIC Iva (CRO)

(Coach)

B OSTOIC Sinisa (CRO)

(Assistant Coach)

Legend:

CB Center Back
No. Uniform Number

D Defender
P Pivot

GK Goalkeeper
RW Right Wing

LW Left Wing
SPC Specialist



Team Roster

As of FRI 5 OCT 2018

HKG - Hong Kong, China

No.	Name	Shirt Name	Position	L/R	Height m/ft in	Date of Birth	Club
1	MAN Cheuk Lam	Man	GK/SPC	R	1.68 / 5'6"	9 MAY 2000	Hong Kong, Hong Kong (HKG)
2	KWOK Tsztung	Kwok	RW/SPC	R	1.68 / 5'6"	25 SEP 2002	Hong Kong, Hong Kong (HKG)
3	YOK Tsz Tung	Yok	P/SPC	R	1.73 / 5'8"	18 SEP 2001	Hong Kong, Hong Kong (HKG)
4	SO Hoi Kiu	So	LW/SPC	R	1.66 / 5'5"	23 NOV 2002	Hong Kong, Hong Kong (HKG)
5	HUNG Sin Yu	Hung	D/SPC	L	1.60 / 5'3"	20 OCT 2001	Hong Kong, Hong Kong (HKG)
6	CHONG Sze Ki	Chong	D/SPC	L	1.72 / 5'8"	18 JAN 2002	Hong Kong, Hong Kong (HKG)
7	LI Lok Yee	Li	CB/SPC	R	1.61 / 5'3"	14 MAR 2000	Hong Kong, Hong Kong (HKG)
8	CHO Hoi Ching	Cho	CB/SPC	R	1.58 / 5'2"	25 OCT 2002	Hong Kong, Hong Kong (HKG)
9	HUI Ching Lam	Hui	P/SPC	R	1.70 / 5'7"	21 NOV 2001	Hong Kong, Hong Kong (HKG)
Team average					1.66 / 5'5"		

Team Uniform Colours

Team 1st

Team 2nd

Team 3rd

Goalkeeper/Specialist Uniform Colours

Goalkeeper 1st

Goalkeeper 2nd

Goalkeeper 3rd

Tank Tops

Red

Green

Green

Red

Shorts

Red

Officials

A YEUNG Hoi Cheung (HKG)

B LAM Wai Yu (HKG)

(Team Official)

(Coach)

Legend:

CB	Center Back	D	Defender	GK	Goalkeeper	LW	Left Wing
No.	Uniform Number	P	Pivot	RW	Right Wing	SPC	Specialist



Team Roster

As of FRI 5 OCT 2018

HUN - Hungary

No.	Name	Shirt Name	Position	L/R	Height m/ft in	Date of Birth	Club
1	HADFI Greta	Hadfi	GK	R	1.74 / 5'9"	28 SEP 2001	Ftc, Budapest (HUN)
2	BRAUN Csenge	Braun	SPC/LW	R	1.71 / 5'7"	9 JUL 2000	Dkka, Dunaujvaros (HUN)
8	LERANT Sara	Lerant	SPC/RW	L	1.63 / 5'4"	23 JUN 2000	Szentendrei Nke, Szentendre (HUN)
9	PINTER Klaudia	Pinter	SPC/LW	R	1.59 / 5'3"	14 FEB 2001	Ksi, Budapest (HUN)
11	BENZSAY Rebeka	Benzsay	P	R	1.78 / 5'10"	24 FEB 2000	Szentendrei Nke, Szentendre (HUN)
16	MATEFI Dalma	Matefi	GK	L	1.80 / 5'11"	15 SEP 2000	Szise, Budapest (HUN)
26	GAJDOS Dorottya	Gajdos	LW	R	1.72 / 5'8"	26 NOV 2000	Szentendrei Nke, Szentendre (HUN)
32	KIRALY Reka	Kiraly	RW	L	1.69 / 5'7"	21 SEP 2001	Erd, Erd (HUN)
46	LANDI Gabriella	Landi	D	R	1.81 / 5'11"	20 NOV 2001	Erd, Erd (HUN)
Team average					1.72 / 5'8"		

Team Uniform Colours	Tank Tops	Shorts	Officials	A PINIZSI Zoltan (HUN)	(Coach)
Team 1st	Red	Red	B GYORI Agnes (HUN)	(Assistant Coach)	
Team 2nd	Black				
Team 3rd	Black				
Goalkeeper/Specialist Uniform Colours					
Goalkeeper 1st	Green				
Goalkeeper 2nd					
Goalkeeper 3rd					

Legend:							
CB	Center Back	D	Defender	GK	Goalkeeper	LW	Left Wing
No.	Uniform Number	P	Pivot	RW	Right Wing	SPC	Specialist



Team Roster

As of FRI 5 OCT 2018

MRI - Mauritius

No.	Name	Shirt Name	Position	L/R	Height m/ft in	Date of Birth	Club
10	RAMLUGON Sarina	Ramlugon	SPC/GK		1.57 / 5'2"	25 JAN 2001	Quartier Militaire Rising, Quartier Militaire (MRI)
11	HEMRAZ Urvi	Hemraz	SPC/CB	R	1.65 / 5'5"	2 FEB 2001	Quartier Militaire Rising, Quartier Militaire (MRI)
12	DESVAUX de MARIGNY Sabine	Desvaux de Marigny	RW/SPC	L	1.65 / 5'5"	1 AUG 2001	Moka Rangers, Moka (MRI)
13	BAX Stephanie Chloe	Bax	D/LW	R	1.67 / 5'6"	14 APR 2001	Moka Rangers, Moka (MRI)
14	de WAAL Emma	De Waal	D/GK	R	1.63 / 5'4"	12 OCT 2001	Moka Rangers, Moka (MRI)
15	GUYOLLOT Zoe Georgia	Guyollot	D/LW	R	1.68 / 5'6"	12 JUN 2001	Moka Rangers, Moka (MRI)
16	KISTOO Jasmeeta	Kistoo	RW/D	R	1.60 / 5'3"	30 NOV 2000	Quartier Militaire Rising, Quartier Militaire (MRI)
17	PERMAL Makeba Rose Alcida	Permal	LW/SPC	R	1.65 / 5'5"	12 DEC 2001	Moka Rangers, Moka (MRI)
18	HIRIGOYEN Marie Chloe	Hirigoyen	SPC/CB	R	1.66 / 5'5"	22 DEC 2001	Moka Rangers, Moka (MRI)
Team average					1.64 / 5'5"		

Team Uniform Colours

Team 1st

Team 2nd

Team 3rd

Goalkeeper/Specialist Uniform Colours

Goalkeeper 1st

Goalkeeper 2nd

Goalkeeper 3rd

Tank Tops

Red

White

Red

White

Shorts

White

Officials

A RABOUD-AMOORDON Karine (MRI) (Coach)

B CARRE Martial Georges Ludovic (MRI)(Team Official)

Legend:

CB	Center Back	D	Defender	GK	Goalkeeper	LW	Left Wing
No.	Uniform Number	P	Pivot	RW	Right Wing	SPC	Specialist



Team Roster

As of FRI 5 OCT 2018

NED - Netherlands

No.	Name	Shirt Name	Position	L/R	Height m/ft in	Date of Birth	Club
5	van EDE Marit	van EDE	RW	R	1.80 / 5'11"	26 DEC 2001	Geonius/V&I, Geleen (NED)
6	CRAJE Marit	CRAJE	SPC	R	1.72 / 5'8"	12 JAN 2001	Force/Voc, Amsterdam (NED)
7	van der MEIJ Amber	van der MEIJ	CB	R	1.85 / 6'1"	24 MAR 2001	S.V. Zeeburg, Amsterdam (NED)
8	van der LINDEN Lieke	van der Linden	GK	R	1.74 / 5'9"	15 MAY 2001	Force/Voc, Amsterdam (NED)
9	BUTER Anna	BUTER	D	R	1.75 / 5'9"	27 SEP 2001	Unirek/V.Z.V., 't Veld (NED)
10	KLESSER Lynn	KLESSER	LW	R	1.72 / 5'8"	21 JUN 2001	Unirek/V.Z.V., 't Veld (NED)
12	van GIERSBERGEN Zoe	van GIERSBERGEN	SPC	R	1.74 / 5'9"	8 MAY 2001	Sew, Nibbixwoud (NED)
18	METZ Nyah	METZ	P	R	1.72 / 5'8"	8 JUL 2001	Force/Voc, Amsterdam (NED)
23	BAKKER Lisanne	BAKKER	GK	R	1.76 / 5'9"	17 SEP 2000	Unirek/V.Z.V., 't Veld (NED)
Team average					1.76 / 5'9"		

Team Uniform Colours

Team 1st

Team 2nd

Team 3rd

Goalkeeper/Specialist Uniform Colours

Goalkeeper 1st

Goalkeeper 2nd

Goalkeeper 3rd

Tank Tops

Orange

Black

Black

Black

Shorts

Black

Officials

A MULDER Harald Hein (NED)

(Coach)

B ter HORST Serge (NED)

(Assistant Coach)

Legend:

CB	Center Back	D	Defender	GK	Goalkeeper	LW	Left Wing
No.	Uniform Number	P	Pivot	RW	Right Wing	SPC	Specialist



Team Roster

As of WED 10 OCT 2018

PAR - Paraguay

No.	Name	Shirt Name	Position	L/R	Height m/ft in	Date of Birth	Club
6	GUEYRAUD ROBLEDO Alice Naomi	NAO	D	R	1.67 / 5'6"	2 AUG 2000	Dptvo. Sajonia, Asunción (PAR)
7	MIRANDA Veronica	VERO	SPC	R	1.58 / 5'2"	22 JAN 2001	Nueva Estrella, Asunción (PAR)
8	VILLALBA Guadalupe	GUADALUPE	CB	R	1.60 / 5'3"	24 JUN 2000	Cerro Porteño, Asunción (PAR)
9	BRITEZ Alma	ALMA	RW	R	1.71 / 5'7"	18 OCT 2001	Cerro Porteño, Asunción (PAR)
10	GAONA Andrea	ANDREA	SPC	R	1.62 / 5'4"	23 MAY 2001	Nueva Estrella, Asunción (PAR)
11	FRANCO Tatiana	TATI	P	R	1.70 / 5'7"	30 AUG 2002	Cerro Porteño, Asunción (PAR)
12	SANCHEZ Jeanine	JEANI	GK	R	1.64 / 5'5"	20 DEC 2000	Nueva Estrella, Asunción (PAR)
13	LEIVA Darlene	LEIVA	LW	R	1.69 / 5'7"	1 SEP 2000	Cerro Porteño, Asunción (PAR)
15	UGARRIZA D ANATRO Sofia	SOFI	D	R	1.79 / 5'10"	18 MAR 2002	Nueva Estrella, Asunción (PAR)
Team average					1.67 / 5'6"		

Team Uniform Colours	Tank Tops	Shorts	Officials	A VELOSO Jose (PAR)	(Coach)
Team 1st	White	Red	B RUIZ DIAZ Luis (PAR)	(Team Official)	
Team 2nd	Black				
Team 3rd	Black				
Goalkeeper/Specialist Uniform Colours					
Goalkeeper 1st					
Goalkeeper 2nd					
Goalkeeper 3rd					

Legend:							
CB	Center Back	D	Defender	GK	Goalkeeper	LW	Left Wing
No.	Uniform Number	P	Pivot	RW	Right Wing	SPC	Specialist



Team Roster

As of FRI 5 OCT 2018

RUS - Russian Federation

No.	Name	Shirt Name	Position	L/R	Height m/ft in	Date of Birth	Club
1	KARABUTOVA Ekaterina	Karabutova	GK	R	1.76 / 5'9"	23 FEB 2000	Csp Volgograd Region, Volgograd (RUS)
3	KRAKHMALOVA Sofia	Krakhmaleva	SPC/LW	R	1.70 / 5'7"	20 APR 2000	Csp Volgograd Region, Volgograd (RUS)
5	SAVINA Sofya	Savina	P/SPC	R	1.62 / 5'4"	21 MAY 2000	Csp Volgograd Region, Volgograd (RUS)
7	VOLKOVA Anna	Volkova	SPC/LW	R	1.70 / 5'7"	31 OCT 2000	Stavropolye, Stavropol (RUS)
9	DAVYDOVA Victoria	Davydova	LW/RW	R	1.74 / 5'9"	23 JAN 2000	Stavropolye, Stavropol (RUS)
11	IVANOVA Anna	Ivanova	RW/D	L	1.76 / 5'9"	2 FEB 2000	Csp Volgograd Region, Volgograd (RUS)
13	GRIGOROVSKAYA Kristina	Grigorovskaya	D/P	R	1.86 / 6'1"	7 APR 2000	Csp Volgograd Region, Volgograd (RUS)
23	SKRIPKA Anastasia	Skripka	P/LW	R	1.73 / 5'8"	22 MAR 2001	Inteko, Krasnodar Region (RUS)
96	SINELNIKOVA Alina	Sinelnikova	D/P	R	1.80 / 5'11"	12 JAN 2001	Krasnodar, Krasnodar (RUS)
Team average					1.74 / 5'9"		

Team Uniform Colours

Team 1st

Team 2nd

Team 3rd

Goalkeeper/Specialist Uniform Colours

Goalkeeper 1st

Goalkeeper 2nd

Goalkeeper 3rd

Tank Tops

Pink

Blue

Blue

Pink

Shorts

Pink

Officials

- A SIDORICHEVA Anna (RUS) (Assistant Coach)
 B ZOTIN Evgenii (RUS) (Coach)
 C CHUDESNIKOVA Natalia (RUS) (Team Official)

Legend:

CB	Center Back	D	Defender	GK	Goalkeeper	LW	Left Wing
No.	Uniform Number	P	Pivot	RW	Right Wing	SPC	Specialist



Team Roster

As of SAT 6 OCT 2018

TUR - Turkey

No.	Name	Shirt Name	Position	L/R	Height m/ft in	Date of Birth	Club
1	YILMAZ Dilek	YILMAZ	CB	R		27 FEB 2001	Izmir Bbsk, Izmir (TUR)
5	YIGIT Serap	YIGIT	RW	L		25 MAR 2001	Kastamonu Gsk, Kastamonu (TUR)
7	TURKYILMAZ Beyzanur	TURKYILMAZ	LW	R		29 AUG 2001	Muratpasa Bld Sk, Antalya (TUR)
8	KILIC Eda Nur	KILIC	LW	R		30 MAY 2000	Muratpasa Bld Sk, Antalya (TUR)
11	DALKIC Elif	DALKIC	P	R		22 JUN 2001	Uskudar Bel Sk, Istanbul (TUR)
12	KARADEMIR Sude	KARADEMIR	GK	R		6 FEB 2001	Uskudar Bel Sk, Istanbul (TUR)
14	COSKUNSU Ceyhan	COSKUNSU	GK	R		14 MAY 2002	Kastamonu Gsk, Kastamonu (TUR)
15	KARACAM Beyza	KARACAM	RW	L		15 DEC 2000	Samsun Gsk, Samsun (TUR)
16	SORMAZ Aysenur	SORMAZ	LW	R		10 MAY 2000	Muratpasa Sk, Antalya (TUR)

Team average

Team Uniform Colours	Tank Tops	Shorts	Officials	A AYAR Kadir (TUR)	(Coach)
Team 1st	Red	Black	B DAYAT Senar (TUR)	(Assistant Coach)	
Team 2nd	Black				
Team 3rd	Red				
Goalkeeper/Specialist Uniform Colours					
Goalkeeper 1st	Black				
Goalkeeper 2nd					
Goalkeeper 3rd					

Legend:

CB	Center Back	D	Defender	GK	Goalkeeper	LW	Left Wing
No.	Uniform Number	P	Pivot	RW	Right Wing	SPC	Specialist



Team Roster

As of MON 8 OCT 2018

VEN - Venezuela

No.	Name	Shirt Name	Position	L/R	Height m/ft in	Date of Birth	Club
2	SUAREZ Miraidy	2	P	R	1.74 / 5'9"	21 JAN 2001	Lara, Barquisimeto (VEN)
5	REOLON Lilesky	5	RW	R	1.69 / 5'7"	9 FEB 2001	Yaracuy, Chivacoa (VEN)
7	MEDINA Wisleidy	7	P	R	1.71 / 5'7"	26 JAN 2000	Bolivar, Puerto Ordaz (VEN)
9	CORDERO Milena	9	SPC	R	1.66 / 5'5"	14 JUN 2002	Yaracuy, Urachiche (VEN)
11	PARRA Paola	11	D	R	1.73 / 5'8"	3 MAY 2000	Yaracuy, Chivacoa (VEN)
12	SOLAR Risandry	12	SPC	R	1.66 / 5'5"	14 JUN 2000	Bolivar, San Felix (VEN)
14	TOVAR Milangela	14	LW	R	1.67 / 5'6"	26 JUN 2000	Yaracuy, Chivacoa (VEN)
15	AGUILAR Iskari	15	LW	R	1.69 / 5'7"	17 JUN 2002	Cojedes, Tinaquillo (VEN)
16	OJEDA Emilis	16	GK	R	1.75 / 5'9"	31 JAN 2001	D. Capital, Caracas (VEN)
Team average					1.70 / 5'7"		

Team Uniform Colours

Team 1st

Team 2nd

Team 3rd

Goalkeeper/Specialist Uniform Colours

Goalkeeper 1st

Goalkeeper 2nd

Goalkeeper 3rd

Tank Tops

Red Wine

White

White

Lime

Shorts

Red Wine

Officials

A SANCHEZ Octavio (VEN)

B MAMO Ghassan (VEN)

(Coach)

(Team Official)

Legend:							
CB	Center Back	D	Defender	GK	Goalkeeper	LW	Left Wing
No.	Uniform Number	P	Pivot	RW	Right Wing	SPC	Specialist



Tournament Summary

As of SAT 13 OCT 2018

Preliminary Round

Group A		Matches			Periods			Goal Points			Points
Rank	Team	Played	Won	Lost	Won	Lost	Diff.	For	Against	Diff.	
1	HUN - Hungary	5	5	0	10	1	9	228	123	105	10
2	CRO - Croatia	5	4	1	8	2	6	169	102	67	8
3	TPE - Chinese Taipei	5	3	2	6	5	1	220	138	82	6
4	RUS - Russian Federation	5	2	3	6	6	0	230	168	62	4
5	ASA - American Samoa	5	1	4	2	8	-6	91	213	-122	2
6	MRI - Mauritius	5	0	5	0	10	-10	42	236	-194	0

Group B		Matches			Periods			Goal Points			Points
Rank	Team	Played	Won	Lost	Won	Lost	Diff.	For	Against	Diff.	
1	NED - Netherlands	5	5	0	10	1	9	214	119	95	10
2	ARG - Argentina	5	4	1	8	2	6	186	121	65	8
3	PAR - Paraguay	5	3	2	6	6	0	141	170	-29	6
4	VEN - Venezuela	5	2	3	6	6	0	177	170	7	4
5	TUR - Turkey	5	1	4	3	8	-5	136	183	-47	2
6	HKG - Hong Kong, China	5	0	5	0	10	-10	89	180	-91	0

Main Round

		Matches			Periods			Goal Points			Points
Rank	Team	Played	Won	Lost	Won	Lost	Diff.	For	Against	Diff.	
1	NED - Netherlands	5	4	1	9	4	5	215	175	40	8
2	HUN - Hungary	5	4	1	9	3	6	192	172	20	8
3	ARG - Argentina	5	4	1	8	5	3	194	177	17	8
4	CRO - Croatia	5	2	3	6	6	0	157	153	4	4
5	TPE - Chinese Taipei	5	1	4	4	8	-4	184	212	-28	2
6	PAR - Paraguay	5	0	5	0	10	-10	115	168	-53	0

Consolation Round

		Matches			Periods			Goal Points			Points
Rank	Team	Played	Won	Lost	Won	Lost	Diff.	For	Against	Diff.	
1	RUS - Russian Federation	5	5	0	10	0	10	229	77	152	10
2	VEN - Venezuela	5	4	1	8	2	6	197	112	85	8
3	TUR - Turkey	5	3	2	6	4	2	166	137	29	6
4	HKG - Hong Kong, China	5	2	3	4	6	-2	127	134	-7	4
5	ASA - American Samoa	5	1	4	2	8	-6	134	228	-94	2
6	MRI - Mauritius	5	0	5	0	10	-10	41	206	-165	0



Tournament Summary

As of SAT 13 OCT 2018

Match Results

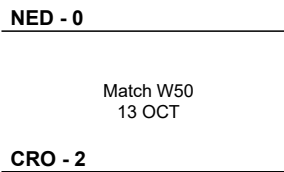
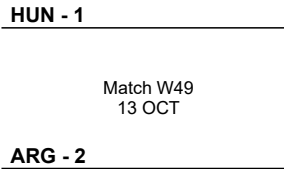
Date	Start Time	Teams	Phase	Match No.	1st Period	2nd Period	Shoot-out	Result	
MON 8 OCT	10:00	NED - PAR	Preliminary Round Group B	W16	18 - 14	14 - 2		2 - 0	
	10:00	ARG - TUR	Preliminary Round Group B	W17	20 - 6	20 - 14		2 - 0	
	10:00	VEN - HKG	Preliminary Round Group B	W18	19 - 14	12 - 6		2 - 0	
	11:40	HUN - ASA	Preliminary Round Group A	W01	24 - 9	18 - 4		2 - 0	
	11:40	TPE - RUS	Preliminary Round Group A	W02	15 - 19	29 - 18	7 - 4	2 - 1	
	11:40	CRO - MRI	Preliminary Round Group A	W03	17 - 4	13 - 2		2 - 0	
	14:30	HKG - NED	Preliminary Round Group B	W19	8 - 24	3 - 27		0 - 2	
	14:30	TUR - VEN	Preliminary Round Group B	W20	13 - 20	14 - 18		0 - 2	
	14:30	PAR - ARG	Preliminary Round Group B	W21	10 - 17	6 - 20		0 - 2	
	16:10	MRI - HUN	Preliminary Round Group A	W04	2 - 26	4 - 25		0 - 2	
	16:10	RUS - CRO	Preliminary Round Group A	W05	10 - 14	16 - 23		0 - 2	
	16:10	ASA - TPE	Preliminary Round Group A	W06	8 - 28	1 - 29		0 - 2	
	TUE 9 OCT	10:50	TPE - CRO	Preliminary Round Group A	W07	11 - 20	10 - 16		0 - 2
		10:50	ASA - MRI	Preliminary Round Group A	W08	13 - 7	25 - 8		2 - 0
		10:50	HUN - RUS	Preliminary Round Group A	W09	24 - 25	25 - 14	9 - 6	2 - 1
		12:30	ARG - VEN	Preliminary Round Group B	W22	17 - 14	20 - 14		2 - 0
12:30		PAR - HKG	Preliminary Round Group B	W23	13 - 9	18 - 10		2 - 0	
12:30		NED - TUR	Preliminary Round Group B	W24	13 - 9	25 - 12		2 - 0	
15:20		RUS - ASA	Preliminary Round Group A	W10	33 - 7	24 - 9		2 - 0	
15:20		CRO - HUN	Preliminary Round Group A	W11	10 - 15	14 - 19		0 - 2	
15:20		TPE - MRI	Preliminary Round Group A	W12	30 - 5	26 - 4		2 - 0	
17:00		TUR - PAR	Preliminary Round Group B	W25	17 - 11	13 - 21	8 - 9	1 - 2	
WED 10 OCT	17:00	VEN - NED	Preliminary Round Group B	W26	9 - 22	21 - 20	6 - 7	1 - 2	
	17:00	ARG - HKG	Preliminary Round Group B	W27	13 - 8	24 - 5		2 - 0	
	10:00	NED - ARG	Preliminary Round Group B	W28	22 - 19	22 - 16		2 - 0	
	10:00	VEN - PAR	Preliminary Round Group B	W29	14 - 15	24 - 15	6 - 7	1 - 2	
	10:00	HKG - TUR	Preliminary Round Group B	W30	10 - 12	16 - 18		0 - 2	
	11:40	HUN - TPE	Preliminary Round Group A	W13	22 - 20	21 - 15		2 - 0	
	11:40	CRO - ASA	Preliminary Round Group A	W14	20 - 8	22 - 7		2 - 0	
THU 11 OCT	11:40	MRI - RUS	Preliminary Round Group A	W15	2 - 33	4 - 28		0 - 2	
	10:00	HUN - PAR	Main Round	W31	15 - 12	17 - 16		2 - 0	
	10:00	CRO - ARG	Main Round	W32	15 - 18	18 - 9	2 - 9	1 - 2	
	10:00	RUS - HKG	Consolation Round	W40	21 - 6	19 - 4		2 - 0	
	10:50	TPE - NED	Main Round	W33	21 - 20	22 - 28	4 - 9	1 - 2	
	10:50	ASA - TUR	Consolation Round	W41	19 - 26	12 - 31		0 - 2	
	10:50	MRI - VEN	Consolation Round	W42	1 - 24	3 - 24		0 - 2	
	14:30	HUN - ARG	Main Round	W34	18 - 16	14 - 18	6 - 7	1 - 2	
	14:30	TPE - PAR	Main Round	W36	16 - 14	21 - 17		2 - 0	
	14:30	RUS - TUR	Consolation Round	W43	20 - 12	16 - 11		2 - 0	
	15:20	CRO - NED	Main Round	W35	14 - 16	16 - 14	2 - 8	1 - 2	
FRI 12 OCT	15:20	ASA - VEN	Consolation Round	W44	11 - 28	15 - 30		0 - 2	
	15:20	MRI - HKG	Consolation Round	W45	9 - 18	1 - 12		0 - 2	
	10:00	CRO - PAR	Main Round	W37	12 - 8	18 - 16		2 - 0	
	10:00	ASA - HKG	Consolation Round	W46	6 - 23	17 - 18		0 - 2	
	10:00	MRI - TUR	Consolation Round	W47	4 - 16	2 - 13		0 - 2	
	10:50	RUS - VEN	Consolation Round	W48	18 - 8	17 - 14		2 - 0	
	11:40	TPE - ARG	Main Round	W38	20 - 19	18 - 19	6 - 7	1 - 2	
	14:30	HUN - NED	Main Round	W39	20 - 22	18 - 16	7 - 6	2 - 1	
	15:20	ASA - MRI	Placement Match 11-12	W51	7 - 19	22 - 6	4 - 0	2 - 1	
	15:20	TUR - HKG	Placement Match 9-10	W52	18 - 7	21 - 7		2 - 0	
SAT 13 OCT	16:10	RUS - VEN	Placement Match 7-8	W53	19 - 18	20 - 19		2 - 0	
	16:10	TPE - PAR	Placement Match 5-6	W54	14 - 26	16 - 19		0 - 2	
	11:10	HUN - ARG	Semifinal	W49	18 - 20	16 - 12	6 - 7	1 - 2	
	12:00	NED - CRO	Semifinal	W50	12 - 19	16 - 18		0 - 2	
	15:00	HUN - NED	Bronze Medal Match	W55	16 - 13	20 - 18		2 - 0	
	17:00	ARG - CRO	Gold Medal Match	W56	14 - 10	18 - 16		2 - 0	



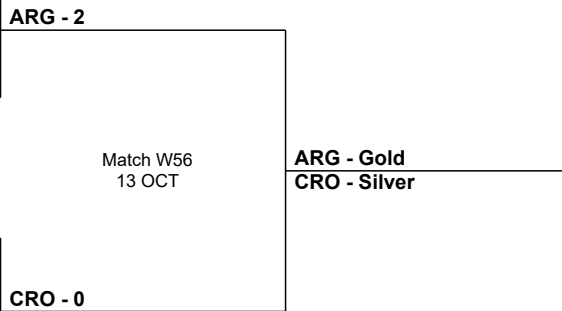
Tournament Summary

As of SAT 13 OCT 2018

Semifinals



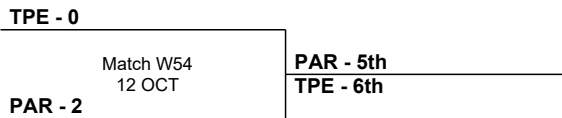
Gold Medal Game



Bronze Medal Game



Classification 5th/6th Place



Classification 7th/8th Place



Classification 9th/10th Place



Classification 11th/12th Place



Final Standings		
Medal	Rank	Team
Gold	1	ARG - Argentina
Silver	2	CRO - Croatia
Bronze	3	HUN - Hungary
	4	NED - Netherlands
	5	PAR - Paraguay
	6	TPE - Chinese Taipei
	7	RUS - Russian Federation
	8	VEN - Venezuela
	9	TUR - Turkey
	10	HKG - Hong Kong, China
	11	ASA - American Samoa
	12	MRI - Mauritius

Legend:	Diff.	Difference	No.	Number
---------	-------	------------	-----	--------

MATCH AND REFEREES REPORT

BEACH HANDBALL

<input checked="" type="checkbox"/>	Youth Olympics
<input type="checkbox"/>	WCh
<input type="checkbox"/>	Int. Match

<input type="checkbox"/>	Qual.Match
<input type="checkbox"/>	Qual. Tournament
<input checked="" type="checkbox"/>	Final tournament

<input type="checkbox"/>	Men
<input type="checkbox"/>	Men's J
<input type="checkbox"/>	Men's Y

<input checked="" type="checkbox"/>	Women
<input type="checkbox"/>	Women's J
<input type="checkbox"/>	Women's Y

Matchnumber

W01

A / Home Team

B / Away Team

Final Result

Hungary			American Samoa			
Place	Court No.	Date	Time	Spectators	TV	Report follows
Buenos Aires	Central	08/10/2018	11:40			NO

2 : 0

No.	Team A	P	SUS	SUS	D	DR
1	HADFI Greta					
2	BRAUN Csenge	10				
8	LERANT Sara	3				
9	PINTER Klaudia	2				
11	BENZSAY Rebeka	11				
16	MATEFI Dalma					
26	GAJDOS Dorottya	7				
32	KIRALY Reka	7				
46	LANDI Gabriella	2				
A	PINIZSI Zoltan					
B	GYORI Agnes					
C						
D						
Sig. Off.		TTO				

No.	Team B	P	SUS	SUS	D	DR
2	NAUTU Frances Blessing	1	19:27			
3	FLOOR Stephanie Lynn	4				
6	FLOOR Danielle Patricia	1				
7	FALEAO Roselyn Marie					
8	AASA Naomi Matauanaeta	1				
11	TOFEAONO Luavaa Phillomena					
12	LIU Jasmine Leata	6				
18	MATAUTIA Imeleta Olive		12:44			
A	FLOOR Carl					
B	SAGAPOLU Joey					
C						
D						
Sig. Off.		TTO	3:26		3:28	

Referees	NOC	Signature
1	VIDOVIC T.	CRO
2	VISNJIC N.	CRO

Technical Delegates	NOC	Signature
A	CARDONE C.	ITA
B	BESLIJA E.	MNE

1st Period					
A	P	B	A	P	B
	1			23	
26	2	12	9	24	
	3			25	
8	4	3		26	
	5	8		27	
2	6			28	
26	7	12		29	
	8	2		30	
2	9	6		31	
	10			32	
26	11			33	
	12			34	
26	13			35	
	14			36	
11	15			37	
32	16			38	
11	17			39	
	18			40	
2	19			41	
11	20			42	
	21			43	
11	22			44	

2nd Period					
A	P	B	A	P	B
	1			23	
46	2	3		24	
	3			25	
32	4	12		26	
	5			27	
11	6			28	
32	7			29	
11	8			30	
	9			31	
2	10			32	
32	11			33	
	12			34	
11	13			35	
	14			36	
32	15			37	
	16			38	
2	17			39	
8	18			40	
	19			41	
	20			42	
	21			43	
	22			44	

1st Period	24 - 9	2nd Period	18 - 4
Result	1 - 0	Result	1 - 0
"Shoot-out"		Shootout	
		Result	

Team A									
N									
DG									
P									
Team B									
N									
DG									
P									

Legend:	D Disqualification	DG Direct Goal	DR Disqualification with Report	GG Golden Goal
No. Players Number	Off. Official	P Goal Points	SUS Suspension	
TO Team Timeout				



Results

Match W1

Hungary 2 vs 0 American Samoa
REFEREES:

 Vidovic Tea (CRO)
 Visnjic Natasa (CRO)

1st Period: 24 - 9
2nd Period: 18 - 4
HUN - Hungary
Headcoach: PINIZSI Zoltan

No.	Name	Total				Goals / Shots							Punishments		
		Points	Goals	Shots	%	1-Pt All	1-Pt Spin	Spin	In-flight	Specialist	Direct Goal	P6m	SUS	D	DR
1	HADFI Greta		0	1	0						0 / 1				
2	BRAUN Csenge	10	5	6	83			1 / 2		4 / 4					
8	LERANT Sara	3	2	2	100	1 / 1		1 / 1							
9	PINTER Klaudia	2	1	4	25	0 / 1		0 / 2		1 / 1					
11	BENZSAY Rebeka	11	7	9	78	3 / 3		1 / 2	3 / 4						
16	MATEFI Dalma		0	2	0						0 / 2				
26	GAJDOS Dorottya	7	4	6	67	1 / 1	1 / 1	3 / 5							
32	KIRALY Reka	7	5	5	100	3 / 3	2 / 2	1 / 1				1 / 1			
46	LANDI Gabriella	2	1	1	100					1 / 1					
Totals		42	25	36	69	8 / 9	3 / 3	7 / 13	3 / 4	6 / 6	0 / 3	1 / 1			

No.	Goalkeeper	Total			Saves / Shots						
		Saves	Shots	%	1-Pt All	1-Pt Spin	Spin	In-flight	Specialist	Direct Goal	P6m
1	HADFI Greta	1	7	14	1 / 4		0 / 1		0 / 2		
16	MATEFI Dalma	3	5	60	2 / 2		0 / 1	1 / 1	0 / 1		
Totals		4	12	33	3 / 6		0 / 2	1 / 1	0 / 3		

ASA - American Samoa
Headcoach: FLOOR Carl
Team time outs: 2

No.	Name	Total				Goals / Shots							Punishments		
		Points	Goals	Shots	%	1-Pt All	1-Pt Spin	Spin	In-flight	Specialist	Direct Goal	P6m	SUS	D	DR
2	NAUTU Frances Blessing	1	1	1	100	1 / 1							1		
3	FLOOR Stephanie Lynn	4	2	4	50					2 / 3	0 / 1				
6	FLOOR Danielle Patricia	1	1	2	50	1 / 2									
7	FALEAO Roselyn Marie		0	1	0	0 / 1									
8	AASA Naomi Matauanaeta	1	1	3	33	1 / 3									
11	TOFEAONO Luavaa Phillomena														
12	LIU Jasmine Leata	6	3	5	60	0 / 1		2 / 2	0 / 1	1 / 1					
18	MATAUTIA Imeleta Olive												1		
Totals		13	8	16	50	3 / 8		2 / 2	0 / 1	3 / 4	0 / 1		2		

No.	Goalkeeper	Total			Saves / Shots						
		Saves	Shots	%	1-Pt All	1-Pt Spin	Spin	In-flight	Specialist	Direct Goal	P6m
3	FLOOR Stephanie Lynn	0	10	0	0 / 2		0 / 4		0 / 3		0 / 1
7	FALEAO Roselyn Marie	4	16	25	0 / 5	0 / 3	4 / 7	0 / 2	0 / 2		
12	LIU Jasmine Leata	0	3	0	0 / 1			0 / 1	0 / 1		
Totals		4	29	14	0 / 8	0 / 3	4 / 11	0 / 3	0 / 6		0 / 1

Team Comparison

	1st Period				2nd Period			
	Hungary		American Samoa		Hungary		American Samoa	
	Goals/Shots	%	Goals/Shots	%	Goals/Shots	%	Goals/Shots	%
In-flight Shots	1 / 1	100			2 / 3	67	0 / 1	0
Spin Shots	5 / 6	83	1 / 1	100	2 / 7	29	1 / 1	100
Specialist Shots	4 / 4	100	2 / 2	100	2 / 2	100	1 / 2	50
1-Point Shots	4 / 4	100	3 / 4	75	4 / 5	80	0 / 4	0
Direct Goal Shots	0 / 1	0	0 / 1	0	0 / 2	0		
6-meter Shots					1 / 1	100		
1-Point Spin Shots	1 / 1	100			2 / 2	100		



Results

Hungary 2 vs 0 American Samoa

REFEREES:

Vidovic Tea (CRO)
Visnjic Natasa (CRO)

1st Period: 24 - 9
2nd Period: 18 - 4

Running Score

HUN - ASA

HUN - Hungary

No.	Name	Technical skills					
		Assists	Steals	Blocked Shots	Received 6m Fouls	Penalty Fouls	Turnovers
1	HADFI Greta						
2	BRAUN Csenge	2					1
8	LERANT Sara	4					1
9	PINTER Klaudia	2					
11	BENZSAY Rebeka	2					2
16	MATEFI Dalma						
26	GAJDOS Dorottya	4			1		2
32	KIRALY Reka						
46	LANDI Gabriella						
Team							
Totals		14			1		6

1st Period

GAJDOS D.	2	: 0
LERANT S.	4	: 0
BRAUN C.	6	: 0
GAJDOS D.	7	: 0
	7	: 2
LIU J.		
BRAUN C.	9	: 2
GAJDOS D.	11	: 2
	11	: 4
FLOOR S.		
GAJDOS D.	13	: 4
BENZSAY R.	15	: 4
KIRALY R.	16	: 4
	16	: 5
AASA N.		
BENZSAY R.	17	: 5
BRAUN C.	19	: 5
	19	: 7
LIU J.		
	19	: 8
NAUTU F.		
BENZSAY R.	20	: 8
BENZSAY R.	22	: 8
	22	: 9
FLOOR D.		
PINTER K.	24	: 9

ASA - American Samoa

No.	Name	Technical skills					
		Assists	Steals	Blocked Shots	Received 6m Fouls	Penalty Fouls	Turnovers
2	NAUTU Frances Blessing	1					1
3	FLOOR Stephanie Lynn						2
6	FLOOR Danielle Patricia						2
7	FALEAO Roselyn Marie	1					1
8	AASA Naomi Matauanaeta	1					4
11	TOFEAONO Luavaa Phillomena			1		1	1
12	LIU Jasmine Leata						8
18	MATAUTIA Imeleta Olive						
Team							
Totals		3		1		1	19

2nd Period

LANDI G.	2	: 0
KIRALY R.	4	: 0
BENZSAY R.	6	: 0
KIRALY R.	7	: 0
BENZSAY R.	8	: 0
BRAUN C.	10	: 0
KIRALY R.	11	: 0
	11	: 2
FLOOR S.		
BENZSAY R.	13	: 2
	13	: 4
LIU J.		
KIRALY R.	15	: 4
BRAUN C.	17	: 4
LERANT S.	18	: 4

Legend:

%	Efficiency	1-Pt	1-Point-Shots	1-Pt Spin	1-Point-Spinshots	D	Disqualifications
DR	Disqualifications with Report	No.	Uniform Number	P6m	6m Penalty Shots	Spin	Spinshots
SUS	Suspension						

MATCH AND REFEREES REPORT

BEACH HANDBALL

<input checked="" type="checkbox"/>	Youth Olympics
<input type="checkbox"/>	WCh
<input type="checkbox"/>	Int. Match

<input type="checkbox"/>	Qual.Match
<input type="checkbox"/>	Qual. Tournament
<input checked="" type="checkbox"/>	Final tournament

<input type="checkbox"/>	Men
<input type="checkbox"/>	Men's J
<input type="checkbox"/>	Men's Y

<input checked="" type="checkbox"/>	Women
<input type="checkbox"/>	Women's J
<input type="checkbox"/>	Women's Y

Matchnumber

W02

A / Home Team

B / Away Team

Final Result

Chinese Taipei			Russian Federation			
Place	Court No.	Date	Time	Spectators	TV	Report follows
Buenos Aires	2	08/10/2018	11:40			NO

2 : 1

No.	Team A	P	SUS	SUS	D	DR
2	LIN Pinchun	18				
7	LIN Hungwen	2				
11	YAN Yujia	6				
12	SHEN Yunting					
14	CHAO Yuchen	9				
15	CHEN Shufen	1				
17	CHAN Yuchen		15:25	17:42	17:42	
20	TSAI Peiling	11				
27	KE Xinping	4				
A	PAN Chienhung					
B						
C						
D						
Sig. Off.		TTO			9:45	

1st Period					
A	P	B	A	P	B
	1			23	
11	2	11		24	
	3			25	
27	4	5		26	
	5			27	
2	6	11		28	
	7			29	
14	8	11		30	
	9			31	
14	10	11		32	
	11			33	
20	12	5		34	
20	13			35	
	14	5		36	
20	15			37	
	16	5		38	
	17			39	
	18	11		40	
	19	11		41	
	20			42	
	21			43	
	22			44	

2nd Period					
A	P	B	A	P	B
	1	9		23	
20	2		14	24	
	3	5	14	25	
2	4			26	
	5	11	11	27	
2	6	9		28	
	7		11	29	
14	8	5		30	
	9			31	
2	10	3		32	
	11			33	
27	12	5		34	
	13			35	
2	14	11		36	
	15			37	
20	16	5		38	
	17			39	
2	18	11		40	
	19			41	
2	20			42	
	21			43	
2	22			44	

No.	Team B	P	SUS	SUS	D	DR
1	KARABUTOVA Ekaterina					
3	KRAKHMALEVA Sofia	2				
5	SAVINA Sofya	18				
7	VOLKOVA Anna					
9	DAVYDOVA Victoria	2				
11	IVANOVA Anna	17				
13	GRIGOROVSKAYA Kristina		16:16			
23	SKRIPKA Anastasia	2				
96	SINELNIKOVA Alina		13:24			
A	SIDORICHEVA Anna					
B	ZOTIN Evgenii					
C	CHUDESNIKOVA Natalia					
D						
Sig. Off.		TTO			4:03	

1st Period	15 - 19	2nd Period	29 - 18
Result	0 - 1	Result	1 - 0
"Shoot-out"		Shootout	7 - 4
		Result	1 - 0

Referees	NOC	Signature
1 CARDONE L.	ITA	
2 MANUELE S.	ITA	

Technical Delegates	NOC	Signature
A KAVCIC M.	SLO	
B RODRIGUEZ G.	ARG	

Team A										
N	2	20	7	15	11					
DG										7
P	2	2	2	1	/					
Team B										
N	5	23	11	9	96					
DG										4
P	2	2	/	/	/					

Legend:	D Disqualification	DG Direct Goal	DR Disqualification with Report	GG Golden Goal
No. Players Number	Off. Official	P Goal Points	SUS Suspension	
TO Team Timeout				



Results

Match W2
Chinese Taipei 2 vs 1 Russian Federation
REFEREES:

 Cardone Luciano (ITA)
 Manuele Sebastiano (ITA)

1st Period: 15 - 19
2nd Period: 29 - 18
Shootout: 7 - 4
TPE - Chinese Taipei

Headcoach: PAN Chienhung

Team time outs: 1

No.	Name	Total				Goals / Shots							Punishments		
		Points	Goals	Shots	%	1-Pt All	1-Pt Spin	Spin	In-flight	Specialist	Direct Goal	P6m	SUS	D	DR
2	LIN Pinchun	18	9	11	82			8 / 9	1 / 1			0 / 1			
7	LIN Hungwen	2	1	1	100			1 / 1							
11	YAN Yujia	6	3	5	60			0 / 1		3 / 4					
12	SHEN Yunting														
14	CHAO Yuchen	9	5	9	56	1 / 1		3 / 6	1 / 2						
15	CHEN Shufen	1	1	1	100	1 / 1									
17	CHAN Yuchen												1	1	
20	TSAI Peiling	11	6	8	75	1 / 1	1 / 1	4 / 6	1 / 1						
27	KE Xiping	4	2	3	67					2 / 3					
Totals		51	27	38	71	3 / 3	1 / 1	16 / 23	3 / 4	5 / 7		0 / 1	1	1	

No.	Goalkeeper	Total			Saves / Shots						
		Saves	Shots	%	1-Pt All	1-Pt Spin	Spin	In-flight	Specialist	Direct Goal	P6m
12	SHEN Yunting	6	28	21	0 / 3	0 / 1	6 / 20		0 / 1		0 / 4
14	CHAO Yuchen	2	2	100			2 / 2				
Totals		8	30	27	0 / 3	0 / 1	8 / 22		0 / 1		0 / 4

RUS - Russian Federation

Headcoach: ZOTIN Evgenii

Team time outs: 1

No.	Name	Total				Goals / Shots							Punishments		
		Points	Goals	Shots	%	1-Pt All	1-Pt Spin	Spin	In-flight	Specialist	Direct Goal	P6m	SUS	D	DR
1	KARABUTOVA Ekaterina														
3	KRAKHMALEVA Sofia	2	1	1	100					1 / 1					
5	SAVINA Sofya	18	9	10	90			7 / 8				2 / 2			
7	VOLKOVA Anna														
9	DAVYDOVA Victoria	2	2	5	40	2 / 2	1 / 1	0 / 3							
11	IVANOVA Anna	17	9	15	60	1 / 1		6 / 12				2 / 2			
13	GRIGOROVSKAYA Kristina												1		
23	SKRIPKA Anastasia	2	1	1	100			1 / 1							
96	SINELNIKOVA Alina		0	1	0	0 / 1							1		
Totals		41	22	33	67	3 / 4	1 / 1	14 / 24		1 / 1		4 / 4	2		

No.	Goalkeeper	Total			Saves / Shots						
		Saves	Shots	%	1-Pt All	1-Pt Spin	Spin	In-flight	Specialist	Direct Goal	P6m
1	KARABUTOVA Ekaterina	4	30	13	0 / 2	0 / 1	3 / 19	0 / 3	0 / 5		1 / 1
96	SINELNIKOVA Alina	0	1	0	0 / 1						
Totals		4	31	13	0 / 3	0 / 1	3 / 19	0 / 3	0 / 5		1 / 1

Team Comparison

	1st Period				2nd Period			
	Chinese Taipei		Russian Federation		Chinese Taipei		Russian Federation	
	Goals/Shots	%	Goals/Shots	%	Goals/Shots	%	Goals/Shots	%
In-flight Shots	0 / 1	0			3 / 3	100		
Spin Shots	5 / 11	45	7 / 13	54	8 / 8	100	6 / 8	75
Specialist Shots	2 / 4	50			3 / 3	100	1 / 1	100
1-Point Shots	1 / 1	100	1 / 1	100	1 / 1	100	2 / 2	100
Direct Goal Shots								
6-meter Shots			2 / 2	100	0 / 1	0	1 / 1	100
1-Point Spin Shots	1 / 1	100					1 / 1	100



Results

Chinese Taipei 2 vs 1 Russian Federation

REFEREES:

Cardone Luciano (ITA)
Manuele Sebastiano (ITA)

1st Period: 15 - 19
2nd Period: 29 - 18
Shootout: 7 - 4

Running Score

TPE - RUS

TPE - Chinese Taipei

No.	Name	Technical skills					
		Assists	Steals	Blocked Shots	Received 6m Fouls	Penalty Fouls	Turnovers
2	LIN Pinchun	1					1
7	LIN Hungwen						
11	YAN Yujia	2					
12	SHEN Yunting	1					
14	CHAO Yuchen	4		1			
15	CHEN Shufen					2	
17	CHAN Yuchen					1	
20	TSAI Peiling	6			1		
27	KE Xinping						1
Team							1
Totals		14		1	1	3	3

1st Period

YAN Y. 2 : 0
2 : 2 IVANOVA A.
KE X. 4 : 2
4 : 4 SAVINA S.
LIN P. 6 : 4
6 : 6 IVANOVA A.
CHAO Y. 8 : 6
8 : 6
10 : 6
10 : 8 IVANOVA A.
10 : 10 IVANOVA A.
10 : 12 SAVINA S.
10 : 14 SAVINA S.
10 : 16 SAVINA S.
TSAI P. 12 : 16
12 : 18 IVANOVA A.
TSAI P. 13 : 18
13 : 19 IVANOVA A.
TSAI P. 15 : 19

RUS - Russian Federation

No.	Name	Technical skills					
		Assists	Steals	Blocked Shots	Received 6m Fouls	Penalty Fouls	Turnovers
1	KARABUTOVA Ekaterina						
3	KRAKHMALOVA Sofia						3
5	SAVINA Sofya	3					1
7	VOLKOVA Anna						
9	DAVYDOVA Victoria	3			1		1
11	IVANOVA Anna	2		1	2		
13	GRIGOROVSKAYA Kristina					1	1
23	SKRIPKA Anastasia	3					1
96	SINELNIKOVA Alina						1
Team							
Totals		11		1	3	1	8

2nd Period

TSAI P. 2 : 0
2 : 1 DAVYDOVA V.
LIN P. 4 : 1
LIN P. 6 : 1
6 : 3 SAVINA S.
CHAO Y. 8 : 3
8 : 5 IVANOVA A.
LIN P. 10 : 5
KE X. 12 : 5
LIN P. 14 : 5
14 : 6 DAVYDOVA V.
TSAI P. 16 : 6
16 : 8 SAVINA S.
LIN P. 18 : 8
18 : 10 KRAKHMALOVA S.
LIN P. 20 : 10
20 : 12 SAVINA S.
20 : 14 IVANOVA A.
LIN P. 22 : 14
22 : 16 SAVINA S.
CHAO Y. 24 : 16
24 : 18 IVANOVA A.
CHAO Y. 25 : 18
YAN Y. 27 : 18
YAN Y. 29 : 18

Shootout

0 : 2 SAVINA S.
LIN P. 2 : 2
2 : 4 SKRIPKA A.
TSAI P. 4 : 4
LIN H. 6 : 4
CHEN S. 7 : 4

Legend:	% Efficiency	1-Pt No.	1-Point-Shots Uniform Number	1-Pt Spin P6m	1-Point-Spinshots 6m Penalty Shots	D Spin	Disqualifications Spinshots
DR	Disqualifications with Report						
SUS	Suspension						

MATCH AND REFEREES REPORT

BEACH HANDBALL

<input checked="" type="checkbox"/>	Youth Olympics
<input type="checkbox"/>	WCh
<input type="checkbox"/>	Int. Match

<input type="checkbox"/>	Qual.Match
<input type="checkbox"/>	Qual. Tournament
<input checked="" type="checkbox"/>	Final tournament

<input type="checkbox"/>	Men
<input type="checkbox"/>	Men's J
<input type="checkbox"/>	Men's Y

<input checked="" type="checkbox"/>	Women
<input type="checkbox"/>	Women's J
<input type="checkbox"/>	Women's Y

Matchnumber

W03

A / Home Team

B / Away Team

Final Result

Croatia			Mauritius			
Place	Court No.	Date	Time	Spectators	TV	Report follows
Buenos Aires	3	08/10/2018	11:40			NO

2 : 0

No.	Team A	P	SUS	SUS	D	DR
1	LOVRENCEVIC Petra					
2	SLADIC Sasa					
3	VOJNOVIC Nika	10				
4	LUKSIC Anja Vida	7				
5	BANIC Rea					
6	TUPEK Mia	3				
9	PERENCEVIC Vanja	1				
10	BOSNJAK Mia					
11	MALEC Ana	9				
A	KANJUGOVIC Iva					
B	OSTOIC Sinisa					
C						
D						
Sig. Off.		TTO				

No.	Team B	P	SUS	SUS	D	DR
10	RAMLUGON Sarina					
11	HEMRAZ Urvi	1				
12	DESVAUX de MARIGNY Sabine	2	2:23			
13	BAX Stephanie Chloe					
14	de WAAL Emma					
15	GUYOLLOT Zoe Georgia	1				
16	KISTOO Jasmeeta					
17	PERMAL Makeba Rose Alcida	2				
18	HIRIGOYEN Marie Chloe		18:21			
A	RABOUD-AMOORDON Karine					
B	CARRE Martial Georges Ludovic					
C						
D						
Sig. Off.		TTO	7:46			

Referees	NOC	Signature
1 GOMER M.	SWE	
2 GOMER J.	SWE	

Technical Delegates	NOC	Signature
A SABOVIK I.	SVK	
B CABRILLANA M.	ARG	

1st Period					
A	P	B	A	P	B
	1	12		23	
11	2			24	
4	3	17		25	
	4	12		26	
3	5			27	
	6			28	
3	7			29	
	8			30	
4	9			31	
	10			32	
11	11			33	
4	12			34	
	13			35	
4	14			36	
	15			37	
11	16			38	
11	17			39	
	18			40	
	19			41	
	20			42	
	21			43	
	22			44	

2nd Period					
A	P	B	A	P	B
	1	15		23	
11	2	11		24	
4	3			25	
	4			26	
6	5			27	
	6			28	
6	7			29	
	8			30	
3	9			31	
	10			32	
3	11			33	
	12			34	
3	13			35	
	14			36	
	15			37	
	16			38	
	17			39	
	18			40	
	19			41	
	20			42	
	21			43	
	22			44	

1st Period	17 - 4	2nd Period	13 - 2
Result	1 - 0	Result	1 - 0
"Shoot-out"		Shootout	
		Result	

Team A

N									
DG									
P									

Team B

N									
DG									
P									

Legend:
D Disqualification
No. Players Number
TO Team Timeout
DG Direct Goal
Off. Official
DR Disqualification with Report
P Goal Points
GG Golden Goal
SUS Suspension



Results

Match W3
Croatia 2 vs 0 Mauritius
REFEREES:

 Gomer Martin (SWE)
 Gomer Johan (SWE)

1st Period: 17 - 4
2nd Period: 13 - 2
CRO - Croatia

Headcoach: KANJUGOVIC Iva

No.	Name	Total				Goals / Shots							Punishments			
		Points	Goals	Shots	%	1-Pt All	1-Pt Spin	Spin	In-flight	Specialist	Direct Goal	P6m	SUS	D	DR	
1	LOVRENCEVIC Petra															
2	SLADIC Sasa		0	2	0						0 / 2					
3	VOJNOVIC Nika	10	5	6	83			2 / 2	1 / 2							
4	LUKSIC Anja Vida	7	5	6	83	3 / 3	2 / 2	1 / 1	1 / 2							
5	BANIC Rea															
6	TUPEK Mia	3	2	2	100	1 / 1	1 / 1	1 / 1								
9	PERENCEVIC Vanja	1	1	4	25	1 / 1	1 / 1	0 / 2		0 / 1						
10	BOSNJAK Mia															
11	MALEC Ana	9	5	8	63	1 / 1				4 / 7						
Totals		30	18	28	64	6 / 6	4 / 4	4 / 6	2 / 4	4 / 8	0 / 2	2 / 2				

No.	Goalkeeper	Total			Saves / Shots							
		Saves	Shots	%	1-Pt All	1-Pt Spin	Spin	In-flight	Specialist	Direct Goal	P6m	
2	SLADIC Sasa	5	10	50	4 / 8					1 / 2		
Totals		5	10	50	4 / 8					1 / 2		

MRI - Mauritius

Headcoach: RABOUD-AMOORDON Karine

Team time outs: 1

No.	Name	Total				Goals / Shots							Punishments			
		Points	Goals	Shots	%	1-Pt All	1-Pt Spin	Spin	In-flight	Specialist	Direct Goal	P6m	SUS	D	DR	
10	RAMLUGON Sarina															
11	HEMRAZ Urvi	1	1	4	25	1 / 4										
12	DESVAUX de MARIGNY Sabine	2	2	4	50	2 / 3				0 / 1				1		
13	BAX Stephanie Chloe															
14	de WAAL Emma															
15	GUYOLLOT Zoe Georgia	1	1	3	33	1 / 3										
16	KISTOO Jasmeeta															
17	PERMAL Makeba Rose Alcida	2	1	3	33					1 / 3						
18	HIRIGOYEN Marie Chloe													2		
Totals		6	5	14	36	4 / 10				1 / 4				3		

No.	Goalkeeper	Total			Saves / Shots						
		Saves	Shots	%	1-Pt All	1-Pt Spin	Spin	In-flight	Specialist	Direct Goal	P6m
10	RAMLUGON Sarina	4	22	18	0 / 6	0 / 4	2 / 6	1 / 3	0 / 4	1 / 1	0 / 2
Totals		4	22	18	0 / 6	0 / 4	2 / 6	1 / 3	0 / 4	1 / 1	0 / 2

Team Comparison

	1st Period				2nd Period			
	Croatia		Mauritius		Croatia		Mauritius	
	Goals/Shots	%	Goals/Shots	%	Goals/Shots	%	Goals/Shots	%
In-flight Shots	2 / 3	67			0 / 1	0		
Spin Shots	1 / 1	100			3 / 5	60		
Specialist Shots	3 / 6	50	1 / 3	33	1 / 2	50	0 / 1	0
1-Point Shots	3 / 3	100	2 / 3	67	3 / 3	100	2 / 7	29
Direct Goal Shots	0 / 1	0			0 / 1	0		
6-meter Shots	1 / 1	100			1 / 1	100		
1-Point Spin Shots	1 / 1	100			3 / 3	100		



Results

Croatia 2 vs 0 Mauritius

REFEREES:

Gomer Martin (SWE)
Gomer Johan (SWE)

1st Period: 17 - 4
2nd Period: 13 - 2

Running Score

CRO - MRI

CRO - Croatia

No.	Name	Technical skills					
		Assists	Steals	Blocked Shots	Received 6m Fouls	Penalty Fouls	Turnovers
1	LOVRENCEVIC Petra						
2	SLADIC Sasa						
3	VOJNOVIC Nika	1			1		2
4	LUKSIC Anja Vida	1				1	
5	BANIC Rea	5	1				1
6	TUPEK Mia	1					2
9	PERENCEVIC Vanja	2					1
10	BOSNJAK Mia	1	1				
11	MALEC Ana		1				
Team							
Totals		11	3		1	1	6

1st Period

MALEC A.	2	: 0	
	2	: 1	DESVAUX DE MARIGNY S.
LUKSIC A.	3	: 1	
VOJNOVIC N.	5	: 1	
VOJNOVIC N.	7	: 1	
	7	: 3	PERMAL M.
LUKSIC A.	9	: 3	
MALEC A.	11	: 3	
LUKSIC A.	12	: 3	
	12	: 4	DESVAUX DE MARIGNY S.
LUKSIC A.	14	: 4	
MALEC A.	16	: 4	
MALEC A.	17	: 4	

2nd Period

	0	: 1	GUYOLLOT Z.
MALEC A.	2	: 1	
LUKSIC A.	3	: 1	
PERENCEVIC V.	4	: 1	
TUPEK M.	5	: 1	
TUPEK M.	7	: 1	
VOJNOVIC N.	9	: 1	
VOJNOVIC N.	11	: 1	
	11	: 2	HEMRAZ U.
VOJNOVIC N.	13	: 2	

MRI - Mauritius

No.	Name	Technical skills					
		Assists	Steals	Blocked Shots	Received 6m Fouls	Penalty Fouls	Turnovers
10	RAMLUGON Sarina						1
11	HEMRAZ Urvi						3
12	DESVAUX de MARIGNY Sabine						6
13	BAX Stephanie Chloe	1					
14	de WAAL Emma						
15	GUYOLLOT Zoe Georgia						2
16	KISTOO Jasmeeta						1
17	PERMAL Makeba Rose Alcida						1
18	HIRIGOYEN Marie Chloe	2	1			1	3
Team							
Totals		3	1			1	17

Legend:

%	Efficiency	1-Pt	1-Point-Shots	1-Pt Spin	1-Point-Spinshots	D	Disqualifications
DR	Disqualifications with Report	No.	Uniform Number	P6m	6m Penalty Shots	Spin	Spinshots
SUS	Suspension						

MATCH AND REFEREES REPORT

BEACH HANDBALL

<input checked="" type="checkbox"/>	Youth Olympics
<input type="checkbox"/>	WCh
<input type="checkbox"/>	Int. Match

<input type="checkbox"/>	Qual.Match
<input type="checkbox"/>	Qual. Tournament
<input checked="" type="checkbox"/>	Final tournament

<input type="checkbox"/>	Men
<input type="checkbox"/>	Men's J
<input type="checkbox"/>	Men's Y

<input checked="" type="checkbox"/>	Women
<input type="checkbox"/>	Women's J
<input type="checkbox"/>	Women's Y

Matchnumber

W04

A / Home Team

B / Away Team

Final Result

Mauritius			Hungary			
Place	Court No.	Date	Time	Spectators	TV	Report follows
Buenos Aires	2	08/10/2018	16:10			NO

0 : 2

No.	Team A	P	SUS	SUS	D	DR
10	RAMLUGON Sarina					
11	HEMRAZ Urvi		12:15			
12	DESVAUX de MARIGNY Sabine	1				
13	BAX Stephanie Chloe					
14	de WAAL Emma		12:31	16:40	16:40	
15	GUYOLLOT Zoe Georgia	2				
16	KISTOO Jasmeeta	1				
17	PERMAL Makeba Rose Alcida	2				
18	HIRIGOYEN Marie Chloe					
A	RABOUD-AMOORDON Karine					
B	CARRE Martial Georges Ludovic					
C						
D						
Sig. Off.	TTO		3:52		5:26	

No.	Team B	P	SUS	SUS	D	DR
1	HADFI Greta	8				
2	BRAUN Csenge	10				
8	LERANT Sara	8				
9	PINTER Klaudia	5				
11	BENZSAY Rebeka	8				
16	MATEFI Dalma	6				
26	GAJDOS Dorottya	4				
32	KIRALY Reka	2				
46	LANDI Gabriella					
A	PINIZSI Zoltan					
B	GYORI Agnes					
C						
D						
Sig. Off.	TTO					

Referees	NOC	Signature
1 JAWORSKA E.	POL	
2 GAWEL A.	POL	

Technical Delegates	NOC	Signature
A NAVARRETE C.	MEX	
B SORIA J.	ARG	

1st Period					
A	P	B	A	P	B
12	1			23	
16	2	11		24	2
	3			25	
	4	16		26	11
	5			27	
	6	16		28	
	7			29	
	8	26		30	
	9			31	
	10	9		32	
	11			33	
	12	16		34	
	13			35	
	14	26		36	
	15			37	
	16	2		38	
	17			39	
	18	8		40	
	19			41	
	20	2		42	
	21			43	
	22	11		44	

2nd Period					
A	P	B	A	P	B
15	1			23	
	2	8		24	1
17	3			25	9
15	4	8		26	
	5			27	
	6	11		28	
	7			29	
	8	8		30	
	9			31	
	10	2		32	
	11			33	
	12	2		34	
	13			35	
	14	1		36	
	15			37	
	16	1		38	
	17			39	
	18	32		40	
	19			41	
	20	9		42	
	21			43	
	22	1		44	

1st Period	2 - 26	2nd Period	4 - 25
Result	0 - 1	Result	0 - 1
"Shoot-out"		Shootout	
		Result	

Team A

N									
DG									
P									

Team B

N									
DG									
P									

Legend:
D Disqualification
No. Players Number
TO Team Timeout
DG Direct Goal
Off. Official
DR Disqualification with Report
P Goal Points
GG Golden Goal
SUS Suspension



Results

Match W4
Mauritius 0 vs 2 Hungary
REFEREES:

Jaworska Edyta (POL)

Gawel Anna (POL)

1st Period: 2 - 26
2nd Period: 4 - 25
MRI - Mauritius

Headcoach: RABOUD-AMOORDON Karine

Team time outs: 2

No.	Name	Total				Goals / Shots							Punishments			
		Points	Goals	Shots	%	1-Pt All	1-Pt Spin	Spin	In-flight	Specialist	Direct Goal	P6m	SUS	D	DR	
10	RAMLUGON Sarina															
11	HEMRAZ Urvi		0	2	0	0 / 1				0 / 1				1		
12	DESSVAUX de MARIGNY Sabine	1	1	4	25	1 / 2		0 / 2								
13	BAX Stephanie Chloe															
14	de WAAL Emma													2	1	
15	GUYOLLOT Zoe Georgia	2	2	6	33	2 / 6										
16	KISTOO Jasmeeta	1	1	2	50	1 / 1	1 / 1	0 / 1								
17	PERMAL Makeba Rose Alcida	2	1	1	100					1 / 1						
18	HIRIGOYEN Marie Chloe		0	2	0	0 / 2										
Totals		6	5	17	29	4 / 12	1 / 1	0 / 3		1 / 2				3	1	

No.	Goalkeeper	Total			Saves / Shots						
		Saves	Shots	%	1-Pt All	1-Pt Spin	Spin	In-flight	Specialist	Direct Goal	P6m
10	RAMLUGON Sarina	3	29	10	0 / 1		1 / 4	1 / 6	1 / 8	0 / 7	0 / 3
Totals		3	29	10	0 / 1		1 / 4	1 / 6	1 / 8	0 / 7	0 / 3

HUN - Hungary

Headcoach: PINIZSI Zoltan

No.	Name	Total				Goals / Shots							Punishments		
		Points	Goals	Shots	%	1-Pt All	1-Pt Spin	Spin	In-flight	Specialist	Direct Goal	P6m	SUS	D	DR
1	HADFI Greta	8	4	4	100						4 / 4				
2	BRAUN Csenge	10	5	6	83				1 / 1	3 / 4		1 / 1			
8	LERANT Sara	8	4	6	67			1 / 1		3 / 5					
9	PINTER Klaudia	5	3	4	75	1 / 1		1 / 2		1 / 1					
11	BENZSAY Rebeka	8	4	5	80			1 / 1	2 / 3			1 / 1			
16	MATEFI Dalma	6	3	3	100						3 / 3				
26	GAJDOS Dorottya	4	2	3	67				2 / 3						
32	KIRALY Reka	2	1	1	100							1 / 1			
46	LANDI Gabriella		0	1	0			0 / 1							
Totals		51	26	33	79	1 / 1		3 / 5	5 / 7	7 / 10	7 / 7	3 / 3			

No.	Goalkeeper	Total			Saves / Shots						
		Saves	Shots	%	1-Pt All	1-Pt Spin	Spin	In-flight	Specialist	Direct Goal	P6m
1	HADFI Greta	4	7	57	3 / 5		1 / 1		0 / 1		
16	MATEFI Dalma	1	3	33	1 / 3	0 / 1					
Totals		5	10	50	4 / 8	0 / 1	1 / 1		0 / 1		

Team Comparison

	1st Period				2nd Period			
	Mauritius		Hungary		Mauritius		Hungary	
	Goals/Shots	%	Goals/Shots	%	Goals/Shots	%	Goals/Shots	%
In-flight Shots			4 / 6	67			1 / 1	100
Spin Shots	0 / 2	0	2 / 2	100	0 / 1	0	1 / 3	33
Specialist Shots	0 / 1	0	4 / 5	80	1 / 1	100	3 / 5	60
1-Point Shots	2 / 4	50			2 / 8	25	1 / 1	100
Direct Goal Shots			3 / 3	100			4 / 4	100
6-meter Shots							3 / 3	100
1-Point Spin Shots	1 / 1	100						



Results

Mauritius 0 vs 2 Hungary

REFEREES:

Jaworska Edyta (POL)
Gawel Anna (POL)

1st Period: 2 - 26

2nd Period: 4 - 25

Running Score

MRI - HUN

1st Period

0 : 2 BENZSAY R.
0 : 4 MATEFI D.
0 : 6 MATEFI D.
0 : 8 GAJDOS D.
0 : 10 PINTER K.
0 : 12 MATEFI D.
0 : 14 GAJDOS D.
0 : 16 BRAUN C.
0 : 18 LERANT S.
DESVAUX DE MARIGNY S. 1 : 18
1 : 20 BRAUN C.
KISTOO J. 2 : 20
2 : 22 BENZSAY R.
2 : 24 BRAUN C.
2 : 26 BENZSAY R.

2nd Period

0 : 2 LERANT S.
0 : 4 LERANT S.
0 : 6 BENZSAY R.
0 : 8 LERANT S.
GUYOLLOT Z. 1 : 8
1 : 10 BRAUN C.
1 : 12 BRAUN C.
1 : 14 HADFI G.
1 : 16 HADFI G.
PERMAL M. 3 : 16
3 : 18 KIRALY R.
GUYOLLOT Z. 4 : 18
4 : 20 PINTER K.
4 : 22 HADFI G.
4 : 24 HADFI G.
4 : 25 PINTER K.

MRI - Mauritius

No.	Name	Technical skills					
		Assists	Steals	Blocked Shots	Received 6m Fouls	Penalty Fouls	Turnovers
10	RAMLUGON Sarina						
11	HEMRAZ Urvi					1	2
12	DESVAUX de MARIGNY Sabine	1					4
13	BAX Stephanie Chloe					1	
14	de WAAL Emma					1	
15	GUYOLLOT Zoe Georgia						1
16	KISTOO Jasmeeta						3
17	PERMAL Makeba Rose Alcida						
18	HIRIGOYEN Marie Chloe	1					2
Team							
Totals		2				3	12

HUN - Hungary

No.	Name	Technical skills					
		Assists	Steals	Blocked Shots	Received 6m Fouls	Penalty Fouls	Turnovers
1	HADFI Greta						
2	BRAUN Csenge	4			2		
8	LERANT Sara	2					1
9	PINTER Klaudia	1					
11	BENZSAY Rebeka	2					
16	MATEFI Dalma						
26	GAJDOS Dorottya	1					
32	KIRALY Reka	2	1				1
46	LANDI Gabriella						
Team							
Totals		12	1		2		2

Legend:

% Efficiency
DR Disqualifications with Report
SUS Suspension
1-Pt No. 1-Point-Shots Uniform Number
1-Pt Spin P6m 1-Point-Spinshots 6m Penalty Shots
D Spin Disqualifications Spinshots

MATCH AND REFEREES REPORT

BEACH HANDBALL

<input checked="" type="checkbox"/>	Youth Olympics
<input type="checkbox"/>	WCh
<input type="checkbox"/>	Int. Match

<input type="checkbox"/>	Qual.Match
<input type="checkbox"/>	Qual. Tournament
<input checked="" type="checkbox"/>	Final tournament

<input type="checkbox"/>	Men
<input type="checkbox"/>	Men's J
<input type="checkbox"/>	Men's Y

<input checked="" type="checkbox"/>	Women
<input type="checkbox"/>	Women's J
<input type="checkbox"/>	Women's Y

Matchnumber

W05

A / Home Team

B / Away Team

Final Result

Russian Federation				Croatia			
Place	Court No.	Date	Time	Spectators	TV	Report follows	
Buenos Aires	Central	08/10/2018	16:10			NO	

0 : 2

No.	Team A	P	SUS	SUS	D	DR
1	KARABUTOVA Ekaterina					
3	KRAKHMALOVA Sofia	6				
5	SAVINA Sofya	4				
7	VOLKOVA Anna	4				
9	DAVYDOVA Victoria	4				
11	IVANOVA Anna	6				
13	GRIGOROVSKAYA Kristina					
23	SKRIPKA Anastasia					
96	SINELNIKOVA Alina	2				
A	SIDORICHEVA Anna					
B	ZOTIN Evgenii					
C	CHUDESNIKOVA Natalia					
D						
Sig. Off.	TTO		9:52		6:23	

No.	Team B	P	SUS	SUS	D	DR
1	LOVRENCEVIC Petra					
2	SLADIC Sasa					
3	VOJNOVIC Nika	4				
4	LUKSIC Anja Vida	23				
5	BANIC Rea	2				
6	TUPEK Mia	4				
9	PERENCEVIC Vanja					
10	BOSNJAK Mia		17:33			
11	MALEC Ana	4				
A	KANJUGOVIC Iva					
B	OSTOIC Sinisa					
C						
D						
Sig. Off.	TTO		9:15			

Referees	NOC	Signature
1	ALDERAZI H.	BRN
2	SHAMSAN H.	BRN

Technical Delegates	NOC	Signature
A	CARDONE C.	ITA
B	PERKINS G.	USA

1st Period					
A	P	B	A	P	B
	1			23	
96	2	4		24	
	3			25	
11	4	4		26	
	5			27	
7	6	3		28	
	7			29	
5	8	4		30	
	9			31	
11	10	4		32	
	11			33	
	12	3		34	
	13			35	
	14	11		36	
	15			37	
	16			38	
	17			39	
	18			40	
	19			41	
	20			42	
	21			43	
	22			44	

2nd Period					
A	P	B	A	P	B
	1			23	4
7	2	11		24	
	3			25	
9	4	4		26	
	5			27	
9	6	4		28	
	7			29	
3	8	4		30	
	9			31	
5	10	4		32	
	11			33	
11	12	6		34	
	13			35	
3	14	5		36	
	15			37	
3	16	4		38	
	17			39	
	18	4		40	
	19			41	
	20	4		42	
	21			43	
	22	6		44	

1st Period	10 - 14	2nd Period	16 - 23
Result	0 - 1	Result	0 - 1
"Shoot-out"		Shootout	
		Result	

Team A

N									
DG									
P									

Team B

N									
DG									
P									

Legend:
D Disqualification **DG** Direct Goal **DR** Disqualification with Report **GG** Golden Goal
No. Players Number **Off.** Official **P** Goal Points **SUS** Suspension
TO Team Timeout



Results

Match W5 Russian Federation 0 vs 2 Croatia

REFEREES:

 Alderazi Hani (BRN)
 Shamsan Hasan (BRN)

1st Period: 10 - 14
2nd Period: 16 - 23
RUS - Russian Federation

Headcoach: ZOTIN Evgenii

Team time outs: 2

No.	Name	Total				Goals / Shots							Punishments		
		Points	Goals	Shots	%	1-Pt All	1-Pt Spin	Spin	In-flight	Specialist	Direct Goal	P6m	SUS	D	DR
1	KARABUTOVA Ekaterina		0	2	0						0 / 2				
3	KRAKHMALEVA Sofia	6	3	5	60					3 / 5					
5	SAVINA Sofya	4	2	2	100			1 / 1				1 / 1			
7	VOLKOVA Anna	4	2	5	40					2 / 5					
9	DAVYDOVA Victoria	4	2	6	33			2 / 6							
11	IVANOVA Anna	6	3	8	38			3 / 8							
13	GRIGOROVSKAYA Kristina														
23	SKRIPKA Anastasia														
96	SINELNIKOVA Alina	2	1	1	100				1 / 1						
Totals		26	13	29	45			6 / 15	1 / 1	5 / 10	0 / 2	1 / 1			

No.	Goalkeeper	Total			Saves / Shots						
		Saves	Shots	%	1-Pt All	1-Pt Spin	Spin	In-flight	Specialist	Direct Goal	P6m
1	KARABUTOVA Ekaterina	8	27	30	0 / 1		5 / 18	0 / 1	2 / 4	1 / 1	0 / 2
Totals		8	27	30	0 / 1		5 / 18	0 / 1	2 / 4	1 / 1	0 / 2

CRO - Croatia

Headcoach: KANJUGOVIC Iva

Team time outs: 1

No.	Name	Total				Goals / Shots							Punishments		
		Points	Goals	Shots	%	1-Pt All	1-Pt Spin	Spin	In-flight	Specialist	Direct Goal	P6m	SUS	D	DR
1	LOVRENCEVIC Petra		0	2	0						0 / 2				
2	SLADIC Sasa														
3	VOJNOVIC Nika	4	2	3	67			0 / 1	1 / 1			1 / 1			
4	LUKSIC Anja Vida	23	12	16	75	1 / 1		10 / 14				1 / 1			
5	BANIC Rea	2	1	5	20	0 / 1		1 / 4							
6	TUPEK Mia	4	2	2	100			2 / 2							
9	PERENCEVIC Vanja														
10	BOSNJAK Mia												1		
11	MALEC Ana	4	2	4	50					2 / 4					
Totals		37	19	32	59	1 / 2		13 / 21	1 / 1	2 / 4	0 / 2	2 / 2	1		

No.	Goalkeeper	Total			Saves / Shots						
		Saves	Shots	%	1-Pt All	1-Pt Spin	Spin	In-flight	Specialist	Direct Goal	P6m
1	LOVRENCEVIC Petra	9	22	41			5 / 11	0 / 1	4 / 9		0 / 1
Totals		9	22	41			5 / 11	0 / 1	4 / 9		0 / 1

Team Comparison

	1st Period				2nd Period			
	Russian Federation		Croatia		Russian Federation		Croatia	
	Goals/Shots	%	Goals/Shots	%	Goals/Shots	%	Goals/Shots	%
In-flight Shots	1 / 1	100	1 / 1	100				
Spin Shots	3 / 7	43	4 / 9	44	3 / 8	38	9 / 12	75
Specialist Shots	1 / 3	33	1 / 3	33	4 / 7	57	1 / 1	100
1-Point Shots			0 / 1	0			1 / 1	100
Direct Goal Shots	0 / 1	0	0 / 1	0	0 / 1	0	0 / 1	0
6-meter Shots			1 / 1	100	1 / 1	100	1 / 1	100
1-Point Spin Shots								



Results

Russian Federation 0 vs 2 Croatia

REFEREES:

 Alderazi Hani (BRN)
 Shamsan Hasan (BRN)

1st Period: 10 - 14

2nd Period: 16 - 23

Running Score

RUS - CRO

RUS - Russian Federation

No.	Name	Technical skills					
		Assists	Steals	Blocked Shots	Received 6m Fouls	Penalty Fouls	Turnovers
1	KARABUTOVA Ekaterina						
3	KRAKHMALEVA Sofia	1			1		
5	SAVINA Sofya	1					
7	VOLKOVA Anna						
9	DAVYDOVA Victoria	2					1
11	IVANOVA Anna						3
13	GRIGOROVSKAYA Kristina			1		2	
23	SKRIPKA Anastasia			1			
96	SINELNIKOVA Alina			1			
Team							1
Totals		4		3	1	2	5

1st Period

SINELNIKOVA A.	2 : 0		
	2 : 2	LUKSIC A.	
	2 : 4	LUKSIC A.	
	2 : 6	VOJNOVIC N.	
IVANOVA A.	4 : 6		
	4 : 8	LUKSIC A.	
VOLKOVA A.	6 : 8		
	6 : 10	LUKSIC A.	
SAVINA S.	8 : 10		
	8 : 12	VOJNOVIC N.	
	8 : 14	MALEC A.	
IVANOVA A.	10 : 14		

2nd Period

	0 : 2	MALEC A.	
VOLKOVA A.	2 : 2		
	2 : 4	LUKSIC A.	
	2 : 6	LUKSIC A.	
DAVYDOVA V.	4 : 6		
	4 : 8	LUKSIC A.	
DAVYDOVA V.	6 : 8		
	6 : 10	LUKSIC A.	
KRAKHMALEVA S.	8 : 10		
	8 : 12	TUPEK M.	
	8 : 14	BANIC R.	
	8 : 16	LUKSIC A.	
	8 : 18	LUKSIC A.	
SAVINA S.	10 : 18		
	10 : 20	LUKSIC A.	
IVANOVA A.	12 : 20		
KRAKHMALEVA S.	14 : 20		
	14 : 22	TUPEK M.	
KRAKHMALEVA S.	16 : 22		
	16 : 23	LUKSIC A.	

CRO - Croatia

No.	Name	Technical skills					
		Assists	Steals	Blocked Shots	Received 6m Fouls	Penalty Fouls	Turnovers
1	LOVRENCEVIC Petra						
2	SLADIC Sasa						
3	VOJNOVIC Nika						2
4	LUKSIC Anja Vida						
5	BANIC Rea	7			1		
6	TUPEK Mia	4					
9	PERENCEVIC Vanja						
10	BOSNJAK Mia	1				1	
11	MALEC Ana	1			1		
Team							
Totals		13			2	1	2

Legend:

%	Efficiency	1-Pt	1-Point-Shots	1-Pt Spin	1-Point-Spinshots	D	Disqualifications
DR	Disqualifications with Report	No.	Uniform Number	P6m	6m Penalty Shots	Spin	Spinshots
SUS	Suspension						

MATCH AND REFEREES REPORT

BEACH HANDBALL

<input checked="" type="checkbox"/>	Youth Olympics
<input type="checkbox"/>	WCh
<input type="checkbox"/>	Int. Match

<input type="checkbox"/>	Qual.Match
<input type="checkbox"/>	Qual. Tournament
<input checked="" type="checkbox"/>	Final tournament

<input type="checkbox"/>	Men
<input type="checkbox"/>	Men's J
<input type="checkbox"/>	Men's Y

<input checked="" type="checkbox"/>	Women
<input type="checkbox"/>	Women's J
<input type="checkbox"/>	Women's Y

Matchnumber

W06

A / Home Team

B / Away Team

Final Result

American Samoa			Chinese Taipei			
Place	Court No.	Date	Time	Spectators	TV	Report follows
Buenos Aires	3	08/10/2018	16:10			NO

0 : 2

No.	Team A	P	SUS	SUS	D	DR
2	NAUTU Frances Blessing	1	18:59			
3	FLOOR Stephanie Lynn	4				
6	FLOOR Danielle Patricia	3	13:43			
7	FALEAO Roselyn Marie					
8	AASA Naomi Matauanaeta					
11	TOFEAONO Luavaa Phillomena		14:52	19:53	19:53	
12	LIU Jasmine Leata	1				
18	MATAUTIA Imeleta Olive		18:49			
A	FLOOR Carl					
B	SAGAPOLU Joey					
C						
D						
Sig. Off.		TTO	3:27		5:59	

No.	Team B	P	SUS	SUS	D	DR
2	LIN Pinchun	15				
7	LIN Hungwen	16				
11	YAN Yujia					
12	SHEN Yunting	4				
14	CHAO Yuchen	4				
15	CHEN Shufen	1				
17	CHAN Yuchen					
20	TSAI Peiling	11				
27	KE Xinping	6				
A	PAN Chienhung					
B						
C						
D						
Sig. Off.		TTO				

Referees	NOC	Signature
1	RUDINSKY M.	SVK
2	MANDAK B.	SVK

Technical Delegates	NOC	Signature
A	KAVCIC M.	SLO
B	RODRIGUEZ L.	ARG

1st Period					
A	P	B	A	P	B
6	1			23	
6	2	20		24	2
	3	2		25	
3	4			26	27
	5	2		27	
3	6			28	7
12	7	7		29	
2	8			30	
	9	12		31	
	10			32	
	11	2		33	
	12	20		34	
	13			35	
	14	20		36	
	15			37	
	16	12		38	
	17			39	
	18	20		40	
	19			41	
	20	20		42	
	21			43	
	22	20		44	

2nd Period					
A	P	B	A	P	B
6	1			23	15
	2	14		24	
	3			25	7
	4	2		26	
	5			27	27
	6	27		28	
	7			29	7
	8	2		30	
	9			31	
	10	2		32	
	11			33	
	12	7		34	
	13			35	
	14	14		36	
	15			37	
	16	2		38	
	17			39	
	18	7		40	
	19			41	
	20	7		42	
	21			43	
	22	7		44	

1st Period	8 - 28	2nd Period	1 - 29
Result	0 - 1	Result	0 - 1
"Shoot-out"		Shootout	
		Result	

Team A

N									
DG									
P									

Team B

N									
DG									
P									

Legend:
D Disqualification **DG** Direct Goal **DR** Disqualification with Report **GG** Golden Goal
No. Players Number **Off.** Official **P** Goal Points **SUS** Suspension
TO Team Timeout



Results

Match W6 American Samoa 0 vs 2 Chinese Taipei

REFEREES:

 Rudinsky Mario (SVK)
 Mandak Boris (SVK)

1st Period: 8 - 28
2nd Period: 1 - 29
ASA - American Samoa

Headcoach: FLOOR Carl

Team time outs: 2

No.	Name	Total				Goals / Shots							Punishments		
		Points	Goals	Shots	%	1-Pt All	1-Pt Spin	Spin	In-flight	Specialist	Direct Goal	P6m	SUS	D	DR
2	NAUTU Frances Blessing	1	1	6	17	1 / 6							1		
3	FLOOR Stephanie Lynn	4	2	7	29	0 / 4			0 / 1	2 / 2					
6	FLOOR Danielle Patricia	3	3	8	38	3 / 7		0 / 1					1		
7	FALEAO Roselyn Marie		0	3	0	0 / 1		0 / 2							
8	AASA Naomi Matauanaeta		0	5	0	0 / 5									
11	TOFEAONO Luavaa Phillomena		0	1	0	0 / 1							1	1	
12	LIU Jasmine Leata	1	1	2	50	1 / 2									
18	MATAUTIA Imeleta Olive												1		
Totals		9	7	32	22	5 / 26		0 / 3	0 / 1	2 / 2			4	1	

No.	Goalkeeper	Total			Saves / Shots						
		Saves	Shots	%	1-Pt All	1-Pt Spin	Spin	In-flight	Specialist	Direct Goal	P6m
3	FLOOR Stephanie Lynn	1	6	17	0 / 1	0 / 1	0 / 1	0 / 1	1 / 2		0 / 1
7	FALEAO Roselyn Marie	0	13	0	0 / 1		0 / 6	0 / 3	0 / 3		
12	LIU Jasmine Leata	0	12	0	0 / 1	0 / 1	0 / 2	0 / 5	0 / 1		0 / 3
Totals		1	31	3	0 / 3	0 / 2	0 / 9	0 / 9	1 / 6		0 / 4

TPE - Chinese Taipei

Headcoach: PAN Chienhung

No.	Name	Total				Goals / Shots							Punishments		
		Points	Goals	Shots	%	1-Pt All	1-Pt Spin	Spin	In-flight	Specialist	Direct Goal	P6m	SUS	D	DR
2	LIN Pinchun	15	8	8	100	1 / 1	1 / 1	3 / 3	4 / 4						
7	LIN Hungwen	16	8	10	80			2 / 4	2 / 2			4 / 4			
11	YAN Yujia		0	2	0			0 / 1		0 / 1					
12	SHEN Yunting	4	2	3	67					2 / 3					
14	CHAO Yuchen	4	2	3	67			1 / 2	1 / 1						
15	CHEN Shufen	1	1	1	100	1 / 1	1 / 1								
17	CHAN Yuchen														
20	TSAI Peiling	11	6	6	100	1 / 1		3 / 3	2 / 2						
27	KE Xinping	6	3	3	100					3 / 3					
Totals		57	30	36	83	3 / 3	2 / 2	9 / 13	9 / 9	5 / 7		4 / 4			

No.	Goalkeeper	Total			Saves / Shots						
		Saves	Shots	%	1-Pt All	1-Pt Spin	Spin	In-flight	Specialist	Direct Goal	P6m
12	SHEN Yunting	19	26	73	17 / 22		2 / 2		0 / 2		
Totals		19	26	73	17 / 22		2 / 2		0 / 2		

Team Comparison

	1st Period				2nd Period			
	American Samoa		Chinese Taipei		American Samoa		Chinese Taipei	
	Goals/Shots	%	Goals/Shots	%	Goals/Shots	%	Goals/Shots	%
In-flight Shots			4 / 4	100	0 / 1	0	5 / 5	100
Spin Shots	0 / 1	0	5 / 6	83	0 / 2	0	4 / 7	57
Specialist Shots	2 / 2	100	3 / 4	75			2 / 3	67
1-Point Shots	4 / 11	36	2 / 2	100	1 / 15	7	1 / 1	100
Direct Goal Shots								
6-meter Shots			1 / 1	100			3 / 3	100
1-Point Spin Shots			1 / 1	100			1 / 1	100



Results

American Samoa 0 vs 2 Chinese Taipei

REFEREES:

Rudinsky Mario (SVK)
Mandak Boris (SVK)

1st Period: 8 - 28
2nd Period: 1 - 29

Running Score

ASA - TPE

1st Period

0 : 2 TSAI P.
0 : 3 LIN P.
0 : 5 LIN P.
0 : 7 LIN H.
0 : 9 SHEN Y.
0 : 11 LIN P.
FLOOR D. 1 : 11
1 : 12 TSAI P.
FLOOR D. 2 : 12
2 : 14 TSAI P.
2 : 16 SHEN Y.
2 : 18 TSAI P.
FLOOR S. 4 : 18
4 : 20 TSAI P.
4 : 22 TSAI P.
FLOOR S. 6 : 22
6 : 24 LIN P.
LIU J. 7 : 24
7 : 26 KE X.
NAUTU F. 8 : 26
8 : 28 LIN H.

2nd Period

0 : 2 CHAO Y.
0 : 4 LIN P.
0 : 6 KE X.
FLOOR D. 1 : 6
1 : 8 LIN P.
1 : 10 LIN P.
1 : 12 LIN H.
1 : 14 CHAO Y.
1 : 16 LIN P.
1 : 18 LIN H.
1 : 20 LIN H.
1 : 22 LIN H.
1 : 23 CHEN S.
1 : 25 LIN H.
1 : 27 KE X.
1 : 29 LIN H.

ASA - American Samoa

No.	Name	Technical skills					
		Assists	Steals	Blocked Shots	Received 6m Fouls	Penalty Fouls	Turnovers
2	NAUTU Frances Blessing					1	1
3	FLOOR Stephanie Lynn						2
6	FLOOR Danielle Patricia					1	3
7	FALEAO Roselyn Marie						2
8	AASA Naomi Matauanaeta						1
11	TOFEAONO Luavaa Phillomena			3		2	1
12	LIU Jasmine Leata	3	1				3
18	MATAUTIA Imeleta Olive						
Team							
Totals		3	1	3		4	13

TPE - Chinese Taipei

No.	Name	Technical skills					
		Assists	Steals	Blocked Shots	Received 6m Fouls	Penalty Fouls	Turnovers
2	LIN Pinchun	2					1
7	LIN Hungwen				2		
11	YAN Yujia	1					
12	SHEN Yunting	2					1
14	CHAO Yuchen	12			1		1
15	CHEN Shufen		2	1			
17	CHAN Yuchen						
20	TSAI Peiling	3					1
27	KE Xinping	1			1		
Team							1
Totals		21	2	1	4		5

Legend:

% Efficiency
DR Disqualifications with Report
SUS Suspension
1-Pt No. 1-Point-Shots Uniform Number
1-Pt Spin P6m 1-Point-Spinshots 6m Penalty Shots
D Spin Disqualifications Spinshots

MATCH AND REFEREES REPORT

BEACH HANDBALL

<input checked="" type="checkbox"/>	Youth Olympics
<input type="checkbox"/>	WCh
<input type="checkbox"/>	Int. Match

<input type="checkbox"/>	Qual.Match
<input type="checkbox"/>	Qual. Tournament
<input checked="" type="checkbox"/>	Final tournament

<input type="checkbox"/>	Men
<input type="checkbox"/>	Men's J
<input type="checkbox"/>	Men's Y

<input checked="" type="checkbox"/>	Women
<input type="checkbox"/>	Women's J
<input type="checkbox"/>	Women's Y

Matchnumber

W07

A / Home Team

B / Away Team

Final Result

Chinese Taipei			Croatia			
Place	Court No.	Date	Time	Spectators	TV	Report follows
Buenos Aires	2	09/10/2018	10:50			NO

0 : 2

No.	Team A	P	SUS	SUS	D	DR
2	LIN Pinchun	9				
7	LIN Hungwen	4				
11	YAN Yujia	2				
12	SHEN Yunting					
14	CHAO Yuchen	2				
15	CHEN Shufen		17:55			
17	CHAN Yuchen					
20	TSAI Peiling	4				
27	KE Xinping					
A	PAN Chienhung					
B						
C						
D						
Sig. Off.		TTO				

1st Period					
A	P	B	A	P	B
	1			23	
11	2	3		24	
2	3			25	
	4	5		26	
20	5	4		27	
	6			28	
2	7	4		29	
	8			30	
14	9	3		31	
	10			32	
2	11	4		33	
	12			34	
	13	4		35	
	14	6		36	
	15			37	
	16	3		38	
	17			39	
	18	3		40	
	19			41	
	20	6		42	
	21			43	
	22			44	

2nd Period					
A	P	B	A	P	B
	1			23	
7	2	5		24	
	3			25	
7	4	5		26	
20	5			27	
	6	11		28	
2	7			29	
	8	5		30	
2	9			31	
20	10	5		32	
	11			33	
	12	3		34	
	13			35	
	14	5		36	
	15			37	
	16	5		38	
	17			39	
	18			40	
	19			41	
	20			42	
	21			43	
	22			44	

No.	Team B	P	SUS	SUS	D	DR
1	LOVRENCEVIC Petra					
2	SLADIC Sasa					
3	VOJNOVIC Nika	10				
4	LUKSIC Anja Vida	7				
5	BANIC Rea	14	7:03			
6	TUPEK Mia	3				
9	PERENCEVIC Vanja					
10	BOSNJAK Mia		10:00			
11	MALEC Ana	2				
A	KANJUGOVIC Iva					
B	OSTOIC Sinisa					
C						
D						
Sig. Off.		TTO				

1st Period	11 - 20	2nd Period	10 - 16
Result	0 - 1	Result	0 - 1
"Shoot-out"		Shootout	
		Result	

Referees	NOC	Signature
1 DIAZ M.	ARG	
2 MAC COLL L.	ARG	

Technical Delegates	NOC	Signature
A HEIM A.	HUN	
B RODRIGUEZ G.	ARG	

Team A									
N									
DG									
P									
Team B									
N									
DG									
P									

Legend:	D Disqualification	DG Direct Goal	DR Disqualification with Report	GG Golden Goal
No. Players Number	Off. Official	P Goal Points	SUS Suspension	
TO Team Timeout				



Results

Match W7
Chinese Taipei 0 vs 2 Croatia
REFEREES:

 Diaz Mery (ARG)
 Mac Coll Lorena (ARG)

1st Period: 11 - 20
2nd Period: 10 - 16
TPE - Chinese Taipei
Headcoach: PAN Chienhung Suspension: 1

No.	Name	Total				Goals / Shots							Punishments		
		Points	Goals	Shots	%	1-Pt All	1-Pt Spin	Spin	In-flight	Specialist	Direct Goal	P6m	SUS	D	DR
2	LIN Pinchun	9	5	10	50	1 / 1	1 / 1	1 / 6				3 / 3			
7	LIN Hungwen	4	2	3	67					2 / 3					
11	YAN Yujia	2	1	2	50					1 / 2					
12	SHEN Yunting														
14	CHAO Yuchen	2	1	1	100			1 / 1							
15	CHEN Shufen												1		
17	CHAN Yuchen														
20	TSAI Peiling	4	3	4	75	2 / 2	2 / 2	0 / 1	1 / 1						
27	KE Xiping		0	1	0					0 / 1					
Totals		21	12	21	57	3 / 3	3 / 3	2 / 8	1 / 1	3 / 6		3 / 3	2		

No.	Goalkeeper	Total			Saves / Shots						
		Saves	Shots	%	1-Pt All	1-Pt Spin	Spin	In-flight	Specialist	Direct Goal	P6m
12	SHEN Yunting	6	25	24	0 / 2	0 / 1	3 / 16	0 / 3	3 / 4		
Totals		6	25	24	0 / 2	0 / 1	3 / 16	0 / 3	3 / 4		

CRO - Croatia
Headcoach: KANJUGOVIC Iva

No.	Name	Total				Goals / Shots							Punishments		
		Points	Goals	Shots	%	1-Pt All	1-Pt Spin	Spin	In-flight	Specialist	Direct Goal	P6m	SUS	D	DR
1	LOVRENCEVIC Petra														
2	SLADIC Sasa														
3	VOJNOVIC Nika	10	5	7	71			2 / 2	3 / 5						
4	LUKSIC Anja Vida	7	4	5	80	1 / 1		3 / 4							
5	BANIC Rea	14	7	10	70			7 / 10					1		
6	TUPEK Mia	3	2	3	67	1 / 1	1 / 1	1 / 2							
9	PERENCEVIC Vanja														
10	BOSNJAK Mia												2		
11	MALEC Ana	2	1	4	25					1 / 4					
Totals		36	19	29	66	2 / 2	1 / 1	13 / 18	3 / 5	1 / 4			3		

No.	Goalkeeper	Total			Saves / Shots						
		Saves	Shots	%	1-Pt All	1-Pt Spin	Spin	In-flight	Specialist	Direct Goal	P6m
1	LOVRENCEVIC Petra	6	18	33	0 / 3	0 / 3	3 / 5	0 / 1	3 / 6		0 / 3
Totals		6	18	33	0 / 3	0 / 3	3 / 5	0 / 1	3 / 6		0 / 3

Team Comparison

	1st Period				2nd Period			
	Chinese Taipei		Croatia		Chinese Taipei		Croatia	
	Goals/Shots	%	Goals/Shots	%	Goals/Shots	%	Goals/Shots	%
In-flight Shots	1 / 1	100	2 / 2	100	1 / 3	33	1 / 3	33
Spin Shots	1 / 5	20	7 / 9	78	1 / 3	33	6 / 9	67
Specialist Shots	1 / 3	33	0 / 1	0	2 / 3	67	1 / 3	33
1-Point Shots	1 / 1	100	2 / 2	100	2 / 2	100		
Direct Goal Shots								
6-meter Shots	2 / 2	100			1 / 1	100		
1-Point Spin Shots	1 / 1	100	1 / 1	100	2 / 2	100		



Results

Chinese Taipei 0 vs 2 Croatia

REFEREES:

 Diaz Mery (ARG)
 Mac Coll Lorena (ARG)

1st Period: 11 - 20

2nd Period: 10 - 16

Running Score
TPE - CRO
TPE - Chinese Taipei

No.	Name	Technical skills					
		Assists	Steals	Blocked Shots	Received 6m Fouls	Penalty Fouls	Turnovers
2	LIN Pinchun	1					2
7	LIN Hungwen						1
11	YAN Yujia						1
12	SHEN Yunting						2
14	CHAO Yuchen	3			1		2
15	CHEN Shufen						
17	CHAN Yuchen						
20	TSAI Peiling	2			1		3
27	KE Xinping	1			1		2
Team							
Totals		7			3		13

1st Period

YAN Y. 2 : 0
 2 : 2 VOJNOVIC N.
 2 : 4 BANIC R.
 2 : 5 LUKSIC A.
 2 : 7 LUKSIC A.
 2 : 9 VOJNOVIC N.
 LIN P. 3 : 9
 3 : 11 LUKSIC A.
 TSAI P. 5 : 11
 5 : 13 LUKSIC A.
 5 : 14 TUPEK M.
 LIN P. 7 : 14
 7 : 16 VOJNOVIC N.
 CHAO Y. 9 : 16
 9 : 18 VOJNOVIC N.
 9 : 20 TUPEK M.
 LIN P. 11 : 20

CRO - Croatia

No.	Name	Technical skills					
		Assists	Steals	Blocked Shots	Received 6m Fouls	Penalty Fouls	Turnovers
1	LOVRENCEVIC Petra						
2	SLADIC Sasa						
3	VOJNOVIC Nika						
4	LUKSIC Anja Vida		1				
5	BANIC Rea	5	3			1	2
6	TUPEK Mia	1	1				
9	PERENCEVIC Vanja		2				
10	BOSNJAK Mia		3	1		2	
11	MALEC Ana						2
Team							
Totals		6	10	1		3	4

2nd Period

0 : 2 BANIC R.
 LIN H. 2 : 2
 LIN H. 4 : 2
 TSAI P. 5 : 2
 5 : 4 BANIC R.
 5 : 6 MALEC A.
 LIN P. 7 : 6
 7 : 8 BANIC R.
 LIN P. 9 : 8
 9 : 10 BANIC R.
 9 : 12 VOJNOVIC N.
 9 : 14 BANIC R.
 TSAI P. 10 : 14
 10 : 16 BANIC R.

Legend:		1-Pt No.	1-Point-Shots Uniform Number	1-Pt Spin P6m	1-Point-Spinshots 6m Penalty Shots	D Spin	Disqualifications Spinshots
%	Efficiency						
DR	Disqualifications with Report						
SUS	Suspension						

MATCH AND REFEREES REPORT

BEACH HANDBALL

<input checked="" type="checkbox"/>	Youth Olympics
<input type="checkbox"/>	WCh
<input type="checkbox"/>	Int. Match

<input type="checkbox"/>	Qual.Match
<input type="checkbox"/>	Qual. Tournament
<input checked="" type="checkbox"/>	Final tournament

<input type="checkbox"/>	Men
<input type="checkbox"/>	Men's J
<input type="checkbox"/>	Men's Y

<input checked="" type="checkbox"/>	Women
<input type="checkbox"/>	Women's J
<input type="checkbox"/>	Women's Y

Matchnumber

W08

A / Home Team

B / Away Team

Final Result

American Samoa			Mauritius			
Place	Court No.	Date	Time	Spectators	TV	Report follows
Buenos Aires	3	09/10/2018	10:50			NO

2 : 0

No.	Team A	P	SUS	SUS	D	DR
2	NAUTU Frances Blessing	1				
3	FLOOR Stephanie Lynn	16				
6	FLOOR Danielle Patricia	1				
7	FALEAO Roselyn Marie	2	1:19			
8	AASA Naomi Matauanaeta	3				
11	TOFEAONO Luavaa Phillomena					
12	LIU Jasmine Leata	15				
18	MATAUTIA Imeleta Olive		8:59			
A	FLOOR Carl					
B	SAGAPOLU Joey					
C						
D						
Sig. Off.		TTO				

No.	Team B	P	SUS	SUS	D	DR
10	RAMLUGON Sarina					
11	HEMRAZ Urvi	1				
12	DESVAUX de MARIGNY Sabine	6				
13	BAX Stephanie Chloe	1				
14	de WAAL Emma					
15	GUYOLLOT Zoe Georgia	1	2:49			
16	KISTOO Jasmeeta	6				
17	PERMAL Makeba Rose Alcida					
18	HIRIGOYEN Marie Chloe					
A	RABOUD-AMOORDON Karine					
B	CARRE Martial Georges Ludovic					
C						
D						
Sig. Off.		TTO	4:17		7:22	

Referees	NOC	Signature
1	ALDERAZI H.	BRN
2	SHAMSAN H.	BRN

Technical Delegates	NOC	Signature
A	CARDONE C.	ITA
B	CABRILLANA M.	ARG

1st Period					
A	P	B	A	P	B
	1	12		23	
12	2	12		24	
	3	12		25	
3	4	12		26	
	5	15		27	
3	6			28	
	7	16		29	
12	8			30	
	9			31	
12	10			32	
2	11			33	
	12			34	
3	13			35	
	14			36	
	15			37	
	16			38	
	17			39	
	18			40	
	19			41	
	20			42	
	21			43	
	22			44	

2nd Period					
A	P	B	A	P	B
6	1	11	7	23	
	2			24	
12	3	16	3	25	
	4	13		26	
3	5			27	
8	6	16		28	
8	7			29	
	8	12		30	
3	9			31	
8	10			32	
	11			33	
12	12			34	
	13			35	
3	14			36	
	15			37	
3	16			38	
	17			39	
12	18			40	
12	19			41	
	20			42	
12	21			43	
	22			44	

1st Period	13 - 7	2nd Period	25 - 8
Result	1 - 0	Result	1 - 0
"Shoot-out"		Shootout	
		Result	

Team A

N									
DG									
P									

Team B

N									
DG									
P									

Legend:
D Disqualification **DG** Direct Goal
No. Players Number **Off.** Official **DR** Disqualification with Report
TO Team Timeout **P** Goal Points **GG** Golden Goal
SUS Suspension



Results

Match W8 American Samoa 2 vs 0 Mauritius

REFEREES:

 Alderazi Hani (BRN)
 Shamsan Hasan (BRN)

1st Period: 13 - 7
2nd Period: 25 - 8
ASA - American Samoa

Headcoach: FLOOR Carl

No.	Name	Total				Goals / Shots						Punishments			
		Points	Goals	Shots	%	1-Pt All	1-Pt Spin	Spin	In-flight	Specialist	Direct Goal	P6m	SUS	D	DR
2	NAUTU Frances Blessing	1	1	5	20	1 / 5									
3	FLOOR Stephanie Lynn	16	8	9	89					6 / 6	1 / 2	1 / 1			
6	FLOOR Danielle Patricia	1	1	2	50	1 / 2									
7	FALEAO Roselyn Marie	2	1	3	33			0 / 1		1 / 1	0 / 1		1		
8	AASA Naomi Matauanaeta	3	3	3	100	3 / 3									
11	TOFEAONO Luavaa Phillomena														
12	LIU Jasmine Leata	15	8	10	80	1 / 1		5 / 5		2 / 4					
18	MATAUTIA Imeleta Olive												1		
Totals		38	22	32	69	6 / 11		5 / 6		9 / 11	1 / 3	1 / 1	2		

No.	Goalkeeper	Total			Saves / Shots							
		Saves	Shots	%	1-Pt All	1-Pt Spin	Spin	In-flight	Specialist	Direct Goal	P6m	
3	FLOOR Stephanie Lynn	3	4	75	2 / 2					1 / 2		
7	FALEAO Roselyn Marie	4	9	44	1 / 4	0 / 1	2 / 4			1 / 1		
12	LIU Jasmine Leata	1	6	17	0 / 4	0 / 2		0 / 1		1 / 1		
Totals		9	20	45	3 / 10	0 / 3	3 / 5	0 / 1		3 / 4		

MRI - Mauritius

Headcoach: RABOUD-AMOORDON Karine

Team time outs: 2

No.	Name	Total				Goals / Shots						Punishments			
		Points	Goals	Shots	%	1-Pt All	1-Pt Spin	Spin	In-flight	Specialist	Direct Goal	P6m	SUS	D	DR
10	RAMLUGON Sarina														
11	HEMRAZ Urvi	1	1	2	50	1 / 2									
12	DESVAUX de MARIGNY Sabine	6	5	12	42	4 / 5	3 / 3	0 / 5		1 / 2					
13	BAX Stephanie Chloe	1	1	3	33	1 / 2		0 / 1							
14	de WAAL Emma														
15	GUYOLLOT Zoe Georgia	1	1	3	33	1 / 3							1		
16	KISTOO Jasmeeta	6	3	3	100			2 / 2	1 / 1						
17	PERMAL Makeba Rose Alcida		0	3	0					0 / 3					
18	HIRIGOYEN Marie Chloe		0	4	0	0 / 4									
Totals		15	11	30	37	7 / 16	3 / 3	2 / 8	1 / 1	1 / 5			1		

No.	Goalkeeper	Total			Saves / Shots							
		Saves	Shots	%	1-Pt All	1-Pt Spin	Spin	In-flight	Specialist	Direct Goal	P6m	
10	RAMLUGON Sarina	6	28	21	4 / 10		0 / 5			2 / 11	0 / 1	0 / 1
Totals		6	28	21	4 / 10		0 / 5			2 / 11	0 / 1	0 / 1

Team Comparison

	1st Period				2nd Period			
	American Samoa		Mauritius		American Samoa		Mauritius	
	Goals/Shots	%	Goals/Shots	%	Goals/Shots	%	Goals/Shots	%
In-flight Shots			1 / 1	100				
Spin Shots	1 / 2	50	0 / 5	0	4 / 4	100	2 / 3	67
Specialist Shots	4 / 6	67	0 / 1	0	5 / 5	100	1 / 4	25
1-Point Shots	1 / 4	25	5 / 8	63	5 / 7	71	2 / 8	25
Direct Goal Shots					1 / 3	33		
6-meter Shots	1 / 1	100						
1-Point Spin Shots			3 / 3	100				



Results

American Samoa 2 vs 0 Mauritius

REFEREES:

 Alderazi Hani (BRN)
 Shamsan Hasan (BRN)

1st Period: 13 - 7
2nd Period: 25 - 8
Running Score
ASA - MRI
ASA - American Samoa

No.	Name	Technical skills					Turnovers
		Assists	Steals	Blocked Shots	Received 6m Fouls	Penalty Fouls	
2	NAUTU Frances Blessing	2		1			1
3	FLOOR Stephanie Lynn				1		1
6	FLOOR Danielle Patricia	3					1
7	FALEAO Roselyn Marie	1					
8	AASA Naomi Matauanaeta	3					2
11	TOFEAONO Luavaa Phillomena			1			1
12	LIU Jasmine Leata	2					1
18	MATAUTIA Imeleta Olive						
Team							
Totals		11		2	1		7

1st Period

LIU J.	2 : 0	
	2 : 1	DESVAUX DE MARIGNY S.
FLOOR S.	4 : 1	
FLOOR S.	6 : 1	
	6 : 2	DESVAUX DE MARIGNY S.
LIU J.	8 : 2	
	8 : 3	DESVAUX DE MARIGNY S.
	8 : 4	DESVAUX DE MARIGNY S.
LIU J.	10 : 4	
NAUTU F.	11 : 4	
	11 : 5	GUYOLLOT Z.
FLOOR S.	13 : 5	
	13 : 7	KISTOO J.

MRI - Mauritius

No.	Name	Technical skills					Turnovers
		Assists	Steals	Blocked Shots	Received 6m Fouls	Penalty Fouls	
10	RAMLUGON Sarina						
11	HEMRAZ Urvi						2
12	DESVAUX de MARIGNY Sabine						1
13	BAX Stephanie Chloe					1	
14	de WAAL Emma	1					
15	GUYOLLOT Zoe Georgia	1					
16	KISTOO Jasmeeta						1
17	PERMAL Makeba Rose Alcida						2
18	HIRIGOYEN Marie Chloe	4					1
Team							1
Totals		6				1	8

2nd Period

FLOOR D.	1 : 0	
LIU J.	3 : 0	
	3 : 1	HEMRAZ U.
FLOOR S.	5 : 1	
AASA N.	6 : 1	
	6 : 3	KISTOO J.
AASA N.	7 : 3	
FLOOR S.	9 : 3	
AASA N.	10 : 3	
LIU J.	12 : 3	
FLOOR S.	14 : 3	
FLOOR S.	16 : 3	
	16 : 4	BAX S.
	16 : 6	KISTOO J.
LIU J.	18 : 6	
LIU J.	19 : 6	
LIU J.	21 : 6	
	21 : 8	DESVAUX DE MARIGNY S.
FALEAO R.	23 : 8	
FLOOR S.	25 : 8	

Legend:		1-Pt	1-Point-Shots	1-Pt Spin	1-Point-Spinshots	D	Disqualifications
%	Efficiency	No.	Uniform Number	P6m	6m Penalty Shots	Spin	Spinshots
DR	Disqualifications with Report						
SUS	Suspension						

MATCH AND REFEREES REPORT

BEACH HANDBALL

<input checked="" type="checkbox"/>	Youth Olympics
<input type="checkbox"/>	WCh
<input type="checkbox"/>	Int. Match

<input type="checkbox"/>	Qual.Match
<input type="checkbox"/>	Qual. Tournament
<input checked="" type="checkbox"/>	Final tournament

<input type="checkbox"/>	Men
<input type="checkbox"/>	Men's J
<input type="checkbox"/>	Men's Y

<input checked="" type="checkbox"/>	Women
<input type="checkbox"/>	Women's J
<input type="checkbox"/>	Women's Y

Matchnumber

W09

A / Home Team

B / Away Team

Final Result

Hungary			Russian Federation			
Place	Court No.	Date	Time	Spectators	TV	Report follows
Buenos Aires	Central	09/10/2018	10:50			NO

2 : 1

No.	Team A	P	SUS	SUS	D	DR
1	HADFI Greta	2				
2	BRAUN Csenge	7				
8	LERANT Sara	14				
9	PINTER Klaudia	3				
11	BENZSAY Rebeka	16				
16	MATEFI Dalma					
26	GAJDOS Dorottya	16	7:18			
32	KIRALY Reka					
46	LANDI Gabriella					
A	PINIZSI Zoltan					
B	GYORI Agnes					
C						
D						
Sig. Off.		TTO	9:44			

No.	Team B	P	SUS	SUS	D	DR
1	KARABUTOVA Ekaterina					
3	KRAKHMALOVA Sofia	4				
5	SAVINA Sofya	4				
7	VOLKOVA Anna	6				
9	DAVYDOVA Victoria	14				
11	IVANOVA Anna	13				
13	GRIGOROVSKAYA Kristina					
23	SKRIPKA Anastasia	4				
96	SINELNIKOVA Alina					
A	SIDORICHEVA Anna					
B	ZOTIN Evgenii					
C	CHUDESNIKOVA Natalia					
D						
Sig. Off.		TTO	9:51		7:41	

Referees	NOC	Signature
1	ASSIS F.	BRA
2	DOS SANTOS S.	BRA

Technical Delegates	NOC	Signature
A	SABOVIK I.	SVK
B	BESLIJA E.	MNE

1st Period					
A	P	B	A	P	B
	1			23	
26	2	23	11	24	7
	3			25	11
11	4	11		26	
	5			27	
2	6	5		28	
	7			29	
26	8	9		30	
	9			31	
26	10	7		32	
	11			33	
26	12	9		34	
	13			35	
26	14	11		36	
	15			37	
26	16	7		38	
	17			39	
11	18	3		40	
	19			41	
11	20	9		42	
	21			43	
26	22	9		44	

2nd Period					
A	P	B	A	P	B
8	1			23	
	2	11	11	24	
8	3		2	25	
	4	9		26	
8	5			27	
	6	11		28	
2	7			29	
	8	9		30	
8	9			31	
	10	5		32	
8	11			33	
	12	3		34	
8	13			35	
	14	11		36	
11	15			37	
	16			38	
11	17			39	
	18			40	
9	19			41	
	20			42	
1	21			43	
8	22			44	

1st Period	24 - 25	2nd Period	25 - 14
Result	0 - 1	Result	1 - 0
"Shoot-out"		Shootout	9 - 6
		Result	1 - 0

Team A										
N	26	8	11	2	9					
DG										9
P	2	2	2	2	1					
Team B										
N	11	9	5	23	7					
DG										6
P	2	2	/	2	/					

Legend:	D Disqualification	DG Direct Goal	DR Disqualification with Report	GG Golden Goal
No. Players Number	Off. Official	P Goal Points	SUS Suspension	
TO Team Timeout				



Results

Match W9
Hungary 2 vs 1 Russian Federation
REFEREES:

 Assis Flavio (BRA)
 dos Santos Sidiney (BRA)

1st Period: 24 - 25
2nd Period: 25 - 14
Shootout: 9 - 6
HUN - Hungary

Headcoach: PINIZSI Zoltan

Team time outs: 1

No.	Name	Total				Goals / Shots							Punishments		
		Points	Goals	Shots	%	1-Pt All	1-Pt Spin	Spin	In-flight	Specialist	Direct Goal	P6m	SUS	D	DR
1	HADFI Greta	2	1	1	100						1 / 1				
2	BRAUN Csenge	7	4	5	80	1 / 1		2 / 3		1 / 1					
8	LERANT Sara	14	8	10	80	2 / 2		6 / 8							
9	PINTER Klaudia	3	2	2	100	1 / 1				1 / 1					
11	BENZSAY Rebeka	16	8	8	100			6 / 6	2 / 2						
16	MATEFI Dalma														
26	GAJDOS Dorottya	16	8	9	89			8 / 9					1		
32	KIRALY Reka														
46	LANDI Gabriella														
Totals		58	31	35	89	4 / 4		22 / 26	2 / 2	2 / 2	1 / 1		1		

No.	Goalkeeper	Total			Saves / Shots						
		Saves	Shots	%	1-Pt All	1-Pt Spin	Spin	In-flight	Specialist	Direct Goal	P6m
1	HADFI Greta	5	18	28			5 / 15		0 / 2		0 / 1
16	MATEFI Dalma	5	15	33	0 / 1		3 / 10		1 / 1		1 / 3
Totals		10	33	30	0 / 1		8 / 25		1 / 3		1 / 4

RUS - Russian Federation

Headcoach: ZOTIN Evgenii

Team time outs: 2

No.	Name	Total				Goals / Shots							Punishments		
		Points	Goals	Shots	%	1-Pt All	1-Pt Spin	Spin	In-flight	Specialist	Direct Goal	P6m	SUS	D	DR
1	KARABUTOVA Ekaterina														
3	KRAKHMALEVA Sofia	4	2	4	50					2 / 4					
5	SAVINA Sofya	4	2	4	50	0 / 1		2 / 3							
7	VOLKOVA Anna	6	3	5	60			0 / 1				3 / 4			
9	DAVYDOVA Victoria	14	7	11	64			7 / 11							
11	IVANOVA Anna	13	7	10	70	1 / 1		6 / 9							
13	GRIGOROVSKAYA Kristina														
23	SKRIPKA Anastasia	4	2	4	50			2 / 4							
96	SINELNIKOVA Alina														
Totals		45	23	38	61	1 / 2		17 / 28		2 / 4		3 / 4			

No.	Goalkeeper	Total			Saves / Shots						
		Saves	Shots	%	1-Pt All	1-Pt Spin	Spin	In-flight	Specialist	Direct Goal	P6m
1	KARABUTOVA Ekaterina	1	31	3	0 / 4		1 / 22	0 / 2	0 / 2	0 / 1	
96	SINELNIKOVA Alina	0	1	0			0 / 1				
Totals		1	32	3	0 / 4		1 / 23	0 / 2	0 / 2	0 / 1	

Team Comparison

	1st Period				2nd Period			
	Hungary		Russian Federation		Hungary		Russian Federation	
	Goals/Shots	%	Goals/Shots	%	Goals/Shots	%	Goals/Shots	%
In-flight Shots					2 / 2	100		
Spin Shots	11 / 13	85	8 / 11	73	7 / 9	78	6 / 13	46
Specialist Shots	1 / 1	100	1 / 2	50	1 / 1	100	1 / 2	50
1-Point Shots			1 / 1	100	3 / 3	100		
Direct Goal Shots					1 / 1	100		
6-meter Shots			3 / 4	75				
1-Point Spin Shots								



Results

Hungary 2 vs 1 Russian Federation

REFEREES:

Assis Flavio (BRA)
dos Santos Sidiney (BRA)

1st Period: 24 - 25

2nd Period: 25 - 14

Shootout: 9 - 6

Running Score

HUN - RUS

HUN - Hungary

No.	Name	Technical skills					
		Assists	Steals	Blocked Shots	Received 6m Fouls	Penalty Fouls	Turnovers
1	HADFI Greta						
2	BRAUN Csenge	3					1
8	LERANT Sara	7					1
9	PINTER Klaudia						
11	BENZSAY Rebeka	5				1	2
16	MATEFI Dalma						
26	GAJDOS Dorottya	5		1		1	
32	KIRALY Reka			1		2	
46	LANDI Gabriella			1			
Team							
Totals		20		3		4	4

RUS - Russian Federation

No.	Name	Technical skills					
		Assists	Steals	Blocked Shots	Received 6m Fouls	Penalty Fouls	Turnovers
1	KARABUTOVA Ekaterina						
3	KRAKHMALOVA Sofia	2			1		
5	SAVINA Sofya	7					1
7	VOLKOVA Anna						
9	DAVYDOVA Victoria	3			2		
11	IVANOVA Anna	1			1	1	4
13	GRIGOROVSKAYA Kristina						
23	SKRIPKA Anastasia						1
96	SINELNIKOVA Alina			1			
Team							
Totals		13		1	4	1	6

1st Period

GAJDOS D.	2 : 0	
	2 : 2	SKRIPKA A.
BENZSAY R.	4 : 2	
	4 : 4	IVANOVA A.
	4 : 6	SAVINA S.
BRAUN C.	6 : 6	
	6 : 8	DAVYDOVA V.
GAJDOS D.	8 : 8	
	8 : 10	VOLKOVA A.
GAJDOS D.	10 : 10	
GAJDOS D.	12 : 10	
	12 : 12	DAVYDOVA V.
GAJDOS D.	14 : 12	
	14 : 14	IVANOVA A.
GAJDOS D.	16 : 14	
	16 : 16	VOLKOVA A.
BENZSAY R.	18 : 16	
	18 : 18	KRAKHMALOVA S.
BENZSAY R.	20 : 18	
	20 : 20	DAVYDOVA V.
	20 : 22	DAVYDOVA V.
GAJDOS D.	22 : 22	
	22 : 24	VOLKOVA A.
BENZSAY R.	24 : 24	
	24 : 25	IVANOVA A.

2nd Period

	0 : 2	IVANOVA A.
LERANT S.	1 : 2	
	1 : 4	DAVYDOVA V.
LERANT S.	3 : 4	
LERANT S.	5 : 4	
	5 : 6	IVANOVA A.
BRAUN C.	7 : 6	
LERANT S.	9 : 6	
	9 : 8	DAVYDOVA V.
LERANT S.	11 : 8	
LERANT S.	13 : 8	
	13 : 10	SAVINA S.
BENZSAY R.	15 : 10	
BENZSAY R.	17 : 10	
PINTER K.	19 : 10	
	19 : 12	KRAKHMALOVA S.
HADFI G.	21 : 12	
	21 : 14	IVANOVA A.
LERANT S.	22 : 14	
BENZSAY R.	24 : 14	
BRAUN C.	25 : 14	

Shootout

GAJDOS D.	2 : 0	
	2 : 2	IVANOVA A.
LERANT S.	4 : 2	
	4 : 4	DAVYDOVA V.
BENZSAY R.	6 : 4	
BRAUN C.	8 : 4	
	8 : 6	SKRIPKA A.
PINTER K.	9 : 6	

Legend:		1-Pt	1-Point-Shots	1-Pt Spin	1-Point-Spinshots	D	Disqualifications
%	Efficiency	No.	Uniform Number	P6m	6m Penalty Shots	Spin	Spinshots
DR	Disqualifications with Report						
SUS	Suspension						

MATCH AND REFEREES REPORT

BEACH HANDBALL

<input checked="" type="checkbox"/>	Youth Olympics
<input type="checkbox"/>	WCh
<input type="checkbox"/>	Int. Match

<input type="checkbox"/>	Qual.Match
<input type="checkbox"/>	Qual. Tournament
<input checked="" type="checkbox"/>	Final tournament

<input type="checkbox"/>	Men
<input type="checkbox"/>	Men's J
<input type="checkbox"/>	Men's Y

<input checked="" type="checkbox"/>	Women
<input type="checkbox"/>	Women's J
<input type="checkbox"/>	Women's Y

Matchnumber

W10

A / Home Team

B / Away Team

Final Result

Russian Federation			American Samoa			
Place	Court No.	Date	Time	Spectators	TV	Report follows
Buenos Aires	3	09/10/2018	15:20			NO

2 : 0

No.	Team A	P	SUS	SUS	D	DR
1	KARABUTOVA Ekaterina	4				
3	KRAKHMALOVA Sofia	4				
5	SAVINA Sofya	4				
7	VOLKOVA Anna	12				
9	DAVYDOVA Victoria	14				
11	IVANOVA Anna	11				
13	GRIGOROVSKAYA Kristina					
23	SKRIPKA Anastasia	6				
96	SINELNIKOVA Alina	2				
A	SIDORICHEVA Anna					
B	ZOTIN Evgenii					
C	CHUDESNIKOVA Natalia					
D						
Sig. Off.		TTO				

No.	Team B	P	SUS	SUS	D	DR
2	NAUTU Frances Blessing	3				
3	FLOOR Stephanie Lynn	5				
6	FLOOR Danielle Patricia	2				
7	FALEAO Roselyn Marie					
8	AASA Naomi Matauanaeta					
11	TOFEAONO Luavaa Phillomena					
12	LIU Jasmine Leata	6	3:03			
18	MATAUTIA Imeleta Olive					14:23
A	FLOOR Carl					
B	SAGAPOLU Joey					
C						
D						
Sig. Off.		TTO	2:18			6:37

Referees	NOC	Signature
1	DIAZ M.	ARG
2	MAC COLL L.	ARG

Technical Delegates	NOC	Signature
A	SABOVIK I.	SVK
B	SORIA J.	ARG

1st Period					
A	P	B	A	P	B
	1	2	9	23	
3	2	6		24	
	3	3	7	25	
11	4			26	
	5	12	96	27	
23	6	2		28	
	7	3	7	29	
9	8			30	
	9		9	31	
3	10			32	
	11		7	33	
9	12			34	
	13			35	
7	14			36	
	15			37	
5	16			38	
11	17			39	
	18			40	
23	19			41	
	20			42	
1	21			43	
	22			44	

2nd Period					
A	P	B	A	P	B
	1	6		23	
9	2		5	24	
	3	12		25	
11	4			26	
	5	12		27	
23	6	3		28	
	7	3		29	
11	8	3		30	
	9	2		31	
11	10			32	
	11			33	
7	12			34	
9	13			35	
	14			36	
7	15			37	
	16			38	
1	17			39	
	18			40	
9	19			41	
	20			42	
11	21			43	
9	22			44	

1st Period	33 - 7	2nd Period	24 - 9
Result	1 - 0	Result	1 - 0
"Shoot-out"		Shootout	
		Result	

Team A											
N											
DG											
P											
Team B											
N											
DG											
P											

Legend:	D Disqualification	DG Direct Goal	DR Disqualification with Report	GG Golden Goal
No. Players Number	Off. Official	P Goal Points	SUS Suspension	
TO Team Timeout				



Results

Match W10 Russian Federation 2 vs 0 American Samoa
REFEREES: 1st Period: 33 - 7
 Diaz Mery (ARG) 2nd Period: 24 - 9
 Mac Coll Lorena (ARG)

RUS - Russian Federation Headcoach: ZOTIN Evgenii

No.	Name	Total				Goals / Shots							Punishments		
		Points	Goals	Shots	%	1-Pt All	1-Pt Spin	Spin	In-flight	Specialist	Direct Goal	P6m	SUS	D	DR
1	KARABUTOVA Ekaterina	4	2	3	67						2 / 3				
3	KRAKHMALOVA Sofia	4	2	2	100					2 / 2					
5	SAVINA Sofya	4	2	2	100			2 / 2							
7	VOLKOVA Anna	12	6	7	86			1 / 1		4 / 5		1 / 1			
9	DAVYDOVA Victoria	14	8	9	89	2 / 2	2 / 2	5 / 6	1 / 1						
11	IVANOVA Anna	11	6	10	60	1 / 1		4 / 6	1 / 2			0 / 1			
13	GRIGOROVSKAYA Kristina														
23	SKRIPKA Anastasia	6	3	3	100				3 / 3						
96	SINELNIKOVA Alina	2	1	1	100				1 / 1						
Totals		57	30	37	81	3 / 3	2 / 2	12 / 15	6 / 7	6 / 7	2 / 3	1 / 2			

No.	Goalkeeper	Total			Saves / Shots						
		Saves	Shots	%	1-Pt All	1-Pt Spin	Spin	In-flight	Specialist	Direct Goal	P6m
1	KARABUTOVA Ekaterina	9	22	41	8 / 18		1 / 1		0 / 3		
Totals		9	22	41	8 / 18		1 / 1		0 / 3		

ASA - American Samoa Headcoach: FLOOR Carl Team time outs: 2

No.	Name	Total				Goals / Shots							Punishments		
		Points	Goals	Shots	%	1-Pt All	1-Pt Spin	Spin	In-flight	Specialist	Direct Goal	P6m	SUS	D	DR
2	NAUTU Frances Blessing	3	3	5	60	3 / 5									
3	FLOOR Stephanie Lynn	5	5	8	63	5 / 7		0 / 1							
6	FLOOR Danielle Patricia	2	2	8	25	2 / 8									
7	FALEAO Roselyn Marie														
8	AASA Naomi Matauanaeta														
11	TOFEAONO Luavaa Phillomena														
12	LIU Jasmine Leata	6	3	4	75					3 / 4			1		
18	MATAUTIA Imeleta Olive														1
Totals		16	13	25	52	10 / 20		0 / 1		3 / 4			1		1

No.	Goalkeeper	Total			Saves / Shots						
		Saves	Shots	%	1-Pt All	1-Pt Spin	Spin	In-flight	Specialist	Direct Goal	P6m
3	FLOOR Stephanie Lynn	2	9	22			1 / 3	1 / 3	0 / 3		
7	FALEAO Roselyn Marie	1	20	5	0 / 3	0 / 2	1 / 8	0 / 3	0 / 3	0 / 2	0 / 1
12	LIU Jasmine Leata	1	5	20			0 / 3	0 / 1	1 / 1		
Totals		4	34	12	0 / 3	0 / 2	2 / 14	1 / 7	1 / 7	0 / 2	0 / 1

Team Comparison

	1st Period				2nd Period			
	Russian Federation		American Samoa		Russian Federation		American Samoa	
	Goals/Shots	%	Goals/Shots	%	Goals/Shots	%	Goals/Shots	%
In-flight Shots	5 / 6	83			1 / 1	100		
Spin Shots	5 / 6	83			7 / 9	78	0 / 1	0
Specialist Shots	5 / 5	100	1 / 1	100	1 / 2	50	2 / 3	67
1-Point Shots	1 / 1	100	5 / 10	50	2 / 2	100	5 / 10	50
Direct Goal Shots	1 / 1	100			1 / 2	50		
6-meter Shots	0 / 1	0			1 / 1	100		
1-Point Spin Shots					2 / 2	100		



Results

Russian Federation 2 vs 0 American Samoa

REFEREES:

Diaz Mery (ARG)
Mac Coll Lorena (ARG)

1st Period: 33 - 7

2nd Period: 24 - 9

Running Score

RUS - ASA

RUS - Russian Federation

No.	Name	Technical skills					
		Assists	Steals	Blocked Shots	Received 6m Fouls	Penalty Fouls	Turnovers
1	KARABUTOVA Ekaterina						
3	KRAKHMALEVA Sofia						1
5	SAVINA Sofya	3					
7	VOLKOVA Anna						
9	DAVYDOVA Victoria	5			1		
11	IVANOVA Anna	4					1
13	GRIGOROVSKAYA Kristina	1	1				
23	SKRIPKA Anastasia	2			1		
96	SINELNIKOVA Alina	2					2
Team							
Totals		17	1		2		4

1st Period	
KRAKHMALEVA S.	2 : 0
NAUTU F.	2 : 1
IVANOVA A.	4 : 1
SKRIPKA A.	6 : 1
DAVYDOVA V.	8 : 1
FLOOR D.	8 : 2
KRAKHMALEVA S.	10 : 2
DAVYDOVA V.	12 : 2
VOLKOVA A.	14 : 2
SAVINA S.	16 : 2
IVANOVA A.	17 : 2
SKRIPKA A.	19 : 2
KARABUTOVA E.	21 : 2
DAVYDOVA V.	23 : 2
FLOOR S.	23 : 3
VOLKOVA A.	25 : 3
LIU J.	25 : 5
SINELNIKOVA A.	27 : 5
NAUTU F.	27 : 6
VOLKOVA A.	29 : 6
DAVYDOVA V.	31 : 6
FLOOR S.	31 : 7
VOLKOVA A.	33 : 7

ASA - American Samoa

No.	Name	Technical skills					
		Assists	Steals	Blocked Shots	Received 6m Fouls	Penalty Fouls	Turnovers
2	NAUTU Frances Blessing						
3	FLOOR Stephanie Lynn	3					6
6	FLOOR Danielle Patricia	5					1
7	FALEAO Roselyn Marie						1
8	AASA Naomi Matauanaeta					1	
11	TOFEAONO Luavaa Phillomena						
12	LIU Jasmine Leata	1					3
18	MATAUTIA Imeleta Olive					1	
Team							
Totals		9				2	11

2nd Period	
FLOOR D.	0 : 1
LIU J.	0 : 3
DAVYDOVA V.	2 : 3
LIU J.	2 : 5
IVANOVA A.	4 : 5
FLOOR S.	4 : 6
SKRIPKA A.	6 : 6
IVANOVA A.	8 : 6
IVANOVA A.	10 : 6
VOLKOVA A.	12 : 6
FLOOR S.	12 : 7
DAVYDOVA V.	13 : 7
VOLKOVA A.	15 : 7
KARABUTOVA E.	17 : 7
DAVYDOVA V.	19 : 7
IVANOVA A.	21 : 7
FLOOR S.	21 : 8
DAVYDOVA V.	22 : 8
NAUTU F.	22 : 9
SAVINA S.	24 : 9

Legend:	
%	Efficiency
DR	Disqualifications with Report
SUS	Suspension
1-Pt No.	1-Point-Shots Uniform Number
1-Pt Spin P6m	1-Point-Spinshots 6m Penalty Shots
D Spin	Disqualifications Spinshots

MATCH AND REFEREES REPORT

BEACH HANDBALL

<input checked="" type="checkbox"/>	Youth Olympics
<input type="checkbox"/>	WCh
<input type="checkbox"/>	Int. Match

<input type="checkbox"/>	Qual.Match
<input type="checkbox"/>	Qual. Tournament
<input checked="" type="checkbox"/>	Final tournament

<input type="checkbox"/>	Men
<input type="checkbox"/>	Men's J
<input type="checkbox"/>	Men's Y

<input checked="" type="checkbox"/>	Women
<input type="checkbox"/>	Women's J
<input type="checkbox"/>	Women's Y

Matchnumber

W11

A / Home Team

B / Away Team

Final Result

Croatia			Hungary			
Place	Court No.	Date	Time	Spectators	TV	Report follows
Buenos Aires	2	09/10/2018	15:20			NO

0 : 2

No.	Team A	P	SUS	SUS	D	DR
1	LOVRENCEVIC Petra					
2	SLADIC Sasa					
3	VOJNOVIC Nika	2				
4	LUKSIC Anja Vida	6				
5	BANIC Rea	8				
6	TUPEK Mia	4				
9	PERENCEVIC Vanja	4				
10	BOSNJAK Mia		16:11			
11	MALEC Ana					
A	KANJUGOVIC Iva					
B	OSTOIC Sinisa					
C						
D						
Sig. Off.	TTO		7:56			

No.	Team B	P	SUS	SUS	D	DR
1	HADFI Greta					
2	BRAUN Csenge	2				
8	LERANT Sara	11				
9	PINTER Klaudia	4				
11	BENZSAY Rebeka	13				
16	MATEFI Dalma					
26	GAJDOS Dorottya	4	17:10			
32	KIRALY Reka					
46	LANDI Gabriella					
A	PINIZSI Zoltan					
B	GYORI Agnes					
C						
D						
Sig. Off.	TTO		9:22		9:47	

Referees	NOC	Signature
1	CARDONE L.	ITA
2	MANUELE S.	ITA

Technical Delegates	NOC	Signature
A	KAVCIC M.	SLO
B	RODRIGUEZ L.	ARG

1st Period					
A	P	B	A	P	B
	1			23	
5	2	26		24	
	3			25	
5	4	9		26	
	5			27	
3	6	8		28	
	7			29	
4	8	26		30	
	9			31	
5	10	9		32	
	11			33	
	12	11		34	
	13			35	
	14	2		36	
	15	11		37	
	16			38	
	17			39	
	18			40	
	19			41	
	20			42	
	21			43	
	22			44	

2nd Period					
A	P	B	A	P	B
	1			23	
4	2	8		24	
	3			25	
5	4	11		26	
	5	8		27	
4	6			28	
	7	11		29	
6	8	8		30	
	9			31	
6	10	8		32	
	11			33	
9	12	8		34	
	13			35	
9	14	11		36	
	15	8		37	
	16			38	
	17	11		39	
	18			40	
	19	11		41	
	20			42	
	21			43	
	22			44	

1st Period	10 - 15	2nd Period	14 - 19
Result	0 - 1	Result	0 - 1
"Shoot-out"		Shootout	
		Result	

Team A

N									
DG									
P									

Team B

N									
DG									
P									

Legend:
D Disqualification **DG** Direct Goal
No. Players Number **Off.** Official **DR** Disqualification with Report
TO Team Timeout **P** Goal Points **GG** Golden Goal
SUS Suspension



Results

Match W11
Croatia 0 vs 2 Hungary
REFEREES:

 Cardone Luciano (ITA)
 Manuele Sebastiano (ITA)

1st Period: 10 - 15
2nd Period: 14 - 19
CRO - Croatia

Headcoach: KANJUGOVIC Iva

Team time outs: 1

No.	Name	Total				Goals / Shots							Punishments			
		Points	Goals	Shots	%	1-Pt All	1-Pt Spin	Spin	In-flight	Specialist	Direct Goal	P6m	SUS	D	DR	
1	LOVRENCEVIC Petra															
2	SLADIC Sasa															
3	VOJNOVIC Nika	2	1	2	50			1 / 1	0 / 1							
4	LUKSIC Anja Vida	6	3	4	75			3 / 4								
5	BANIC Rea	8	4	5	80			4 / 5								
6	TUPEK Mia	4	2	7	29	0 / 1		2 / 6								
9	PERENCEVIC Vanja	4	2	4	50					2 / 4						
10	BOSNJAK Mia												1			
11	MALEC Ana		0	3	0					0 / 3						
Totals		24	12	25	48	0 / 1		10 / 16	0 / 1	2 / 7			1			

No.	Goalkeeper	Total			Saves / Shots						
		Saves	Shots	%	1-Pt All	1-Pt Spin	Spin	In-flight	Specialist	Direct Goal	P6m
1	LOVRENCEVIC Petra	6	21	29	1 / 4	0 / 1	3 / 11	0 / 1	2 / 4		0 / 1
2	SLADIC Sasa	0	4	0	0 / 1		0 / 1	0 / 2			
Totals		6	25	24	1 / 5	0 / 1	3 / 12	0 / 3	2 / 4		0 / 1

HUN - Hungary

Headcoach: PINIZSI Zoltan

Team time outs: 2

No.	Name	Total				Goals / Shots							Punishments			
		Points	Goals	Shots	%	1-Pt All	1-Pt Spin	Spin	In-flight	Specialist	Direct Goal	P6m	SUS	D	DR	
1	HADFI Greta															
2	BRAUN Csenge	2	1	3	33			1 / 2		0 / 1						
8	LERANT Sara	11	7	10	70	3 / 3	1 / 1	4 / 7								
9	PINTER Klaudia	4	2	4	50					2 / 4						
11	BENZSAY Rebeka	13	7	9	78	1 / 2		2 / 2	3 / 4			1 / 1				
16	MATEFI Dalma															
26	GAJDOS Dorottya	4	2	2	100			2 / 2					1			
32	KIRALY Reka															
46	LANDI Gabriella															
Totals		34	19	28	68	4 / 5	1 / 1	9 / 13	3 / 4	2 / 5		1 / 1	1			

No.	Goalkeeper	Total			Saves / Shots						
		Saves	Shots	%	1-Pt All	1-Pt Spin	Spin	In-flight	Specialist	Direct Goal	P6m
1	HADFI Greta	8	20	40	1 / 1		4 / 14	1 / 1	2 / 4		
Totals		8	20	40	1 / 1		4 / 14	1 / 1	2 / 4		

Team Comparison

	1st Period				2nd Period			
	Croatia		Hungary		Croatia		Hungary	
	Goals/Shots	%	Goals/Shots	%	Goals/Shots	%	Goals/Shots	%
In-flight Shots	0 / 1	0					3 / 4	75
Spin Shots	5 / 8	63	4 / 7	57	5 / 8	63	5 / 6	83
Specialist Shots	0 / 5	0	2 / 5	40	2 / 2	100		
1-Point Shots			1 / 2	50	0 / 1	0	3 / 3	100
Direct Goal Shots								
6-meter Shots			1 / 1	100				
1-Point Spin Shots							1 / 1	100



Results

Croatia 0 vs 2 Hungary

REFEREES:

Cardone Luciano (ITA)
Manuele Sebastiano (ITA)

1st Period: 10 - 15

2nd Period: 14 - 19

Running Score

CRO - HUN

1st Period

0 : 2 GAJDOS D.
BANIC R. 2 : 2
2 : 4 PINTER K.
2 : 6 LERANT S.
BANIC R. 4 : 6
4 : 8 GAJDOS D.
VOJNOVIC N. 6 : 8
6 : 10 PINTER K.
LUKSIC A. 8 : 10
8 : 12 BENZSAY R.
8 : 14 BRAUN C.
BANIC R. 10 : 14
10 : 15 BENZSAY R.

2nd Period

0 : 2 LERANT S.
0 : 4 BENZSAY R.
LUKSIC A. 2 : 4
2 : 5 LERANT S.
BANIC R. 4 : 5
4 : 7 BENZSAY R.
LUKSIC A. 6 : 7
6 : 8 LERANT S.
6 : 10 LERANT S.
TUPEK M. 8 : 10
8 : 12 LERANT S.
TUPEK M. 10 : 12
10 : 14 BENZSAY R.
10 : 15 LERANT S.
PERENCEVIC V. 12 : 15
PERENCEVIC V. 14 : 15
14 : 17 BENZSAY R.
14 : 19 BENZSAY R.

CRO - Croatia

No.	Name	Technical skills					
		Assists	Steals	Blocked Shots	Received 6m Fouls	Penalty Fouls	Turnovers
1	LOVRENCEVIC Petra						
2	SLADIC Sasa						
3	VOJNOVIC Nika	2					2
4	LUKSIC Anja Vida	2					
5	BANIC Rea	1					1
6	TUPEK Mia	2				1	1
9	PERENCEVIC Vanja			1			1
10	BOSNJAK Mia						
11	MALEC Ana						2
Team							
Totals		7		1		1	7

HUN - Hungary

No.	Name	Technical skills					
		Assists	Steals	Blocked Shots	Received 6m Fouls	Penalty Fouls	Turnovers
1	HADFI Greta						
2	BRAUN Csenge	9					
8	LERANT Sara	3					1
9	PINTER Klaudia						2
11	BENZSAY Rebeka	3					1
16	MATEFI Dalma						
26	GAJDOS Dorottya	1			1		1
32	KIRALY Reka	1					
46	LANDI Gabriella						
Team							
Totals		17			1		5

Legend:

% Efficiency
DR Disqualifications with Report
SUS Suspension
1-Pt No. 1-Point-Shots Uniform Number
1-Pt Spin P6m 1-Point-Spinshots 6m Penalty Shots
D Spin Disqualifications Spinshots

MATCH AND REFEREES REPORT

BEACH HANDBALL

<input checked="" type="checkbox"/>	Youth Olympics
<input type="checkbox"/>	WCh
<input type="checkbox"/>	Int. Match

<input type="checkbox"/>	Qual.Match
<input type="checkbox"/>	Qual. Tournament
<input checked="" type="checkbox"/>	Final tournament

<input type="checkbox"/>	Men
<input type="checkbox"/>	Men's J
<input type="checkbox"/>	Men's Y

<input checked="" type="checkbox"/>	Women
<input type="checkbox"/>	Women's J
<input type="checkbox"/>	Women's Y

Matchnumber

W12

A / Home Team

B / Away Team

Final Result

Chinese Taipei			Mauritius			
Place	Court No.	Date	Time	Spectators	TV	Report follows
Buenos Aires	Central	09/10/2018	15:20			NO

2 : 0

No.	Team A	P	SUS	SUS	D	DR
2	LIN Pinchun	18	19:55			
7	LIN Hungwen	4				
11	YAN Yujia	6				
12	SHEN Yunting	4				
14	CHAO Yuchen	18				
15	CHEN Shufen					
17	CHAN Yuchen					
20	TSAI Peiling	2				
27	KE Xinping	4				
A	PAN Chienhung					
B						
C						
D						
Sig. Off.		TTO				

1st Period					
A	P	B	A	P	B
	1	12		23	
14	2	18	2	24	
	3			25	
2	4	12	7	26	
	5	13		27	
27	6		2	28	
	7			29	
12	8		2	30	
	9			31	
11	10			32	
	11			33	
14	12			34	
	13			35	
14	14			36	
	15			37	
2	16			38	
	17			39	
11	18			40	
	19			41	
14	20			42	
	21			43	
11	22			44	

2nd Period					
A	P	B	A	P	B
	1	16		23	
7	2	18	27	24	
	3	16		25	
14	4	15	2	26	
	5			27	
2	6			28	
	7			29	
14	8			30	
	9			31	
14	10			32	
	11			33	
2	12			34	
	13			35	
14	14			36	
	15			37	
14	16			38	
	17			39	
2	18			40	
	19			41	
12	20			42	
	21			43	
20	22			44	

No.	Team B	P	SUS	SUS	D	DR
10	RAMLUGON Sarina					
11	HEMRAZ Urvi					
12	DESVAUX de MARIGNY Sabine	3				
13	BAX Stephanie Chloe	1	14:31			
14	de WAAL Emma					
15	GUYOLLOT Zoe Georgia	1	12:07			
16	KISTOO Jasmeeta	2	2:36			
17	PERMAL Makeba Rose Alcida					
18	HIRIGOYEN Marie Chloe	2				
A	RABOUD-AMOORDON Karine					
B	CARRE Martial Georges Ludovic					
C						
D						
Sig. Off.		TTO	7:04		3:09	

1st Period	30 - 5	2nd Period	26 - 4
Result	1 - 0	Result	1 - 0
"Shoot-out"		Shootout	
		Result	

Referees	NOC	Signature
1	JAWORSKA E.	POL
2	GAWEL A.	POL

Technical Delegates	NOC	Signature
A	BESLIJA E.	MNE
B	NAVARRETE C.	MEX

Team A											
N											
DG											
P											
Team B											
N											
DG											
P											

Legend:	D Disqualification	DG Direct Goal	DR Disqualification with Report	GG Golden Goal
No. Players Number	Off. Official	P Goal Points	SUS Suspension	
TO Team Timeout				



Results

Match W12
Chinese Taipei 2 vs 0 Mauritius
REFEREES:

 Jaworska Edyta (POL)
 Gawel Anna (POL)

1st Period: 30 - 5
2nd Period: 26 - 4
TPE - Chinese Taipei

Headcoach: PAN Chienhung

No.	Name	Total				Goals / Shots							Punishments		
		Points	Goals	Shots	%	1-Pt All	1-Pt Spin	Spin	In-flight	Specialist	Direct Goal	P6m	SUS	D	DR
2	LIN Pinchun	18	9	11	82			3 / 3	5 / 7			1 / 1	1		
7	LIN Hungwen	4	2	3	67			1 / 1	1 / 2						
11	YAN Yujia	6	3	3	100					3 / 3					
12	SHEN Yunting	4	2	2	100						2 / 2				
14	CHAO Yuchen	18	9	10	90			2 / 3	7 / 7						
15	CHEN Shufen														
17	CHAN Yuchen														
20	TSAI Peiling	2	1	1	100				1 / 1						
27	KE Xiping	4	2	2	100					2 / 2					
Totals		56	28	32	88			6 / 7	14 / 17	5 / 5	2 / 2	1 / 1	1		

No.	Goalkeeper	Total			Saves / Shots						
		Saves	Shots	%	1-Pt All	1-Pt Spin	Spin	In-flight	Specialist	Direct Goal	P6m
12	SHEN Yunting	11	19	58	9 / 16	0 / 1	1 / 2		1 / 1		
17	CHAN Yuchen										
Totals		11	19	58	9 / 16	0 / 1	1 / 2		1 / 1		

MRI - Mauritius

Headcoach: RABOUD-AMOORDON Karine

Team time outs: 2

No.	Name	Total				Goals / Shots							Punishments		
		Points	Goals	Shots	%	1-Pt All	1-Pt Spin	Spin	In-flight	Specialist	Direct Goal	P6m	SUS	D	DR
10	RAMLUGON Sarina														
11	HEMRAZ Urvi		0	1	0					0 / 1					
12	DESVAUX de MARIGNY Sabine	3	2	2	100	1 / 1	1 / 1	1 / 1							
13	BAX Stephanie Chloe	1	1	5	20	1 / 5							1		
14	de WAAL Emma														
15	GUYOLLOT Zoe Georgia	1	1	1	100	1 / 1							1		
16	KISTOO Jasmeeta	2	2	5	40	2 / 4		0 / 1					1		
17	PERMAL Makeba Rose Alcida		0	1	0					0 / 1					
18	HIRIGOYEN Marie Chloe	2	2	5	40	2 / 5									
Totals		9	8	20	40	7 / 16	1 / 1	1 / 2		0 / 2			3		

No.	Goalkeeper	Total			Saves / Shots						
		Saves	Shots	%	1-Pt All	1-Pt Spin	Spin	In-flight	Specialist	Direct Goal	P6m
10	RAMLUGON Sarina	2	30	7			1 / 7	1 / 15	0 / 5	0 / 2	0 / 1
Totals		2	30	7			1 / 7	1 / 15	0 / 5	0 / 2	0 / 1

Team Comparison

	1st Period				2nd Period			
	Chinese Taipei		Mauritius		Chinese Taipei		Mauritius	
	Goals/Shots	%	Goals/Shots	%	Goals/Shots	%	Goals/Shots	%
In-flight Shots	6 / 7	86			8 / 10	80		
Spin Shots	4 / 4	100	1 / 1	100	2 / 3	67	0 / 1	0
Specialist Shots	4 / 4	100	0 / 1	0	1 / 1	100	0 / 1	0
1-Point Shots			3 / 8	38			4 / 8	50
Direct Goal Shots	1 / 1	100			1 / 1	100		
6-meter Shots					1 / 1	100		
1-Point Spin Shots			1 / 1	100				



Results

Chinese Taipei 2 vs 0 Mauritius

REFEREES:

Jaworska Edyta (POL)
Gawel Anna (POL)

1st Period: 30 - 5

2nd Period: 26 - 4

Running Score

TPE - MRI

TPE - Chinese Taipei

No.	Name	Technical skills					
		Assists	Steals	Blocked Shots	Received 6m Fouls	Penalty Fouls	Turnovers
2	LIN Pinchun	7	1		1		
7	LIN Hungwen	1	1				1
11	YAN Yujia						1
12	SHEN Yunting						
14	CHAO Yuchen	5					1
15	CHEN Shufen		1				
17	CHAN Yuchen						
20	TSAI Peiling	1					1
27	KE Xinping						
Team							
Totals		14	3		1		4

1st Period

CHAO Y.	2 : 0	
	2 : 1	DESVAUX DE MARIGNY S.
LIN P.	4 : 1	
KE X.	6 : 1	
SHEN Y.	8 : 1	
YAN Y.	10 : 1	
CHAO Y.	12 : 1	
CHAO Y.	14 : 1	
	14 : 2	HIRIGOYEN M.
LIN P.	16 : 2	
YAN Y.	18 : 2	
	18 : 4	DESVAUX DE MARIGNY S.
CHAO Y.	20 : 4	
	20 : 5	BAX S.
YAN Y.	22 : 5	
LIN P.	24 : 5	
LIN H.	26 : 5	
LIN P.	28 : 5	
LIN P.	30 : 5	

MRI - Mauritius

No.	Name	Technical skills					
		Assists	Steals	Blocked Shots	Received 6m Fouls	Penalty Fouls	Turnovers
10	RAMLUGON Sarina						
11	HEMRAZ Urvi						
12	DESVAUX de MARIGNY Sabine						2
13	BAX Stephanie Chloe						1
14	de WAAL Emma		1			1	
15	GUYOLLOT Zoe Georgia						
16	KISTOO Jasmeeta						7
17	PERMAL Makeba Rose Alcida						2
18	HIRIGOYEN Marie Chloe	1					
Team							
Totals		1	1			1	12

2nd Period

LIN H.	2 : 0	
	2 : 1	KISTOO J.
CHAO Y.	4 : 1	
	4 : 2	HIRIGOYEN M.
LIN P.	6 : 2	
CHAO Y.	8 : 2	
	8 : 3	KISTOO J.
CHAO Y.	10 : 3	
LIN P.	12 : 3	
CHAO Y.	14 : 3	
CHAO Y.	16 : 3	
LIN P.	18 : 3	
SHEN Y.	20 : 3	
TSAI P.	22 : 3	
KE X.	24 : 3	
LIN P.	26 : 3	
	26 : 4	GUYOLLOT Z.

Legend:

%	Efficiency	1-Pt	1-Point-Shots	1-Pt Spin	1-Point-Spinshots	D	Disqualifications
DR	Disqualifications with Report	No.	Uniform Number	P6m	6m Penalty Shots	Spin	Spinshots
SUS	Suspension						

MATCH AND REFEREES REPORT

BEACH HANDBALL

<input checked="" type="checkbox"/>	Youth Olympics
<input type="checkbox"/>	WCh
<input type="checkbox"/>	Int. Match

<input type="checkbox"/>	Qual.Match
<input type="checkbox"/>	Qual. Tournament
<input checked="" type="checkbox"/>	Final tournament

<input type="checkbox"/>	Men
<input type="checkbox"/>	Men's J
<input type="checkbox"/>	Men's Y

<input checked="" type="checkbox"/>	Women
<input type="checkbox"/>	Women's J
<input type="checkbox"/>	Women's Y

Matchnumber

W13

A / Home Team

B / Away Team

Final Result

Hungary			Chinese Taipei			
Place	Court No.	Date	Time	Spectators	TV	Report follows
Buenos Aires	Central	10/10/2018	11:40			NO

2 : 0

No.	Team A	P	SUS	SUS	D	DR
1	HADFI Greta					
2	BRAUN Csenge	6				
8	LERANT Sara	9				
9	PINTER Klaudia					
11	BENZSAY Rebeka	19				
16	MATEFI Dalma					
26	GAJDOS Dorottya	4				
32	KIRALY Reka	5				
46	LANDI Gabriella					
A	PINIZSI Zoltan					
B	GYORI Agnes					
C						
D						
Sig. Off.		TTO	9:00			

No.	Team B	P	SUS	SUS	D	DR
2	LIN Pinchun	12				
7	LIN Hungwen	2				
11	YAN Yujia	2				
12	SHEN Yunting					
14	CHAO Yuchen	9				
15	CHEN Shufen		18:28			
17	CHAN Yuchen					
20	TSAI Peiling	8				
27	KE Xinping	2				
A	PAN Chienhung					
B						
C						
D						
Sig. Off.		TTO				

Referees	NOC	Signature
1 GOMER M.	SWE	
2 GOMER J.	SWE	

Technical Delegates	NOC	Signature
A WESTHAUSLER D.	GER	
B CARDONE C.	ITA	

1st Period					
A	P	B	A	P	B
	1			23	
8	2	7		24	
	3			25	
11	4	2		26	
	5			27	
11	6	27		28	
8	7			29	
8	8	20		30	
	9			31	
11	10	2		32	
	11			33	
11	12	2		34	
	13			35	
32	14	14		36	
	15			37	
2	16	20		38	
	17			39	
2	18	11		40	
	19			41	
32	20	2		42	
32	21			43	
11	22			44	

2nd Period					
A	P	B	A	P	B
	1			23	
26	2	2		24	
	3			25	
8	4	14		26	
26	5			27	
	6	14		28	
2	7			29	
	8	20		30	
11	9	14		31	
	10			32	
11	11	20		33	
	12			34	
11	13	2		35	
	14			36	
11	15	14		37	
8	16			38	
	17			39	
11	18			40	
	19			41	
8	20			42	
26	21			43	
	22			44	

1st Period	22 - 20	2nd Period	21 - 15
Result	1 - 0	Result	1 - 0
"Shoot-out"		Shootout	
		Result	

Team A									
N									
DG									
P									
Team B									
N									
DG									
P									

Legend:	D Disqualification	DG Direct Goal	DR Disqualification with Report	GG Golden Goal
No. Players Number	Off. Official	P Goal Points	SUS Suspension	
TO Team Timeout				



Results

Match W13
Hungary 2 vs 0 Chinese Taipei
REFEREES:

Gomer Martin (SWE)

Gomer Johan (SWE)

1st Period: 22 - 20
2nd Period: 21 - 15
HUN - Hungary
Headcoach: PINIZSI Zoltan
Team time outs: 1

No.	Name	Total				Goals / Shots							Punishments			
		Points	Goals	Shots	%	1-Pt All	1-Pt Spin	Spin	In-flight	Specialist	Direct Goal	P6m	SUS	D	DR	
1	HADFI Greta															
2	BRAUN Csenge	6	3	3	100			3 / 3								
8	LERANT Sara	9	6	8	75	3 / 3	2 / 2	2 / 4		1 / 1						
9	PINTER Klaudia															
11	BENZSAY Rebeka	19	10	11	91	1 / 1		2 / 3	6 / 6			1 / 1				
16	MATEFI Dalma															
26	GAJDOS Dorottya	4	3	6	50	2 / 4		1 / 2								
32	KIRALY Reka	5	3	4	75	1 / 2		2 / 2								
46	LANDI Gabriella															
Totals		43	25	32	78	7 / 10	2 / 2	10 / 14	6 / 6	1 / 1		1 / 1				

No.	Goalkeeper	Total			Saves / Shots						
		Saves	Shots	%	1-Pt All	1-Pt Spin	Spin	In-flight	Specialist	Direct Goal	P6m
1	HADFI Greta	4	9	44			3 / 7	1 / 1	0 / 1		
16	MATEFI Dalma	5	17	29	1 / 2		0 / 3	2 / 7	2 / 3		0 / 2
Totals		9	27	33	1 / 2		3 / 11	3 / 8	2 / 4		0 / 2

TPE - Chinese Taipei
Headcoach: PAN Chienhung

No.	Name	Total				Goals / Shots							Punishments			
		Points	Goals	Shots	%	1-Pt All	1-Pt Spin	Spin	In-flight	Specialist	Direct Goal	P6m	SUS	D	DR	
2	LIN Pinchun	12	6	8	75			2 / 4	2 / 2			2 / 2				
7	LIN Hungwen	2	1	1	100			1 / 1								
11	YAN Yujia	2	1	4	25					1 / 4						
12	SHEN Yunting															
14	CHAO Yuchen	9	5	8	63	1 / 1		3 / 3	1 / 4							
15	CHEN Shufen												1			
17	CHAN Yuchen															
20	TSAI Peiling	8	4	6	67	0 / 1		2 / 3	2 / 2							
27	KE Xinping	2	1	1	100					1 / 1						
Totals		35	18	28	64	1 / 2		8 / 11	5 / 8	2 / 5		2 / 2	1			

No.	Goalkeeper	Total			Saves / Shots						
		Saves	Shots	%	1-Pt All	1-Pt Spin	Spin	In-flight	Specialist	Direct Goal	P6m
12	SHEN Yunting	2	25	8	0 / 7	0 / 2	2 / 11	0 / 5	0 / 1		0 / 1
Totals		2	27	7	0 / 7	0 / 2	2 / 12	0 / 6	0 / 1		0 / 1

Team Comparison

	1st Period				2nd Period			
	Hungary		Chinese Taipei		Hungary		Chinese Taipei	
	Goals/Shots	%	Goals/Shots	%	Goals/Shots	%	Goals/Shots	%
In-flight Shots	4 / 4	100	2 / 4	50	2 / 2	100	3 / 4	75
Spin Shots	5 / 7	71	4 / 4	100	5 / 7	71	4 / 7	57
Specialist Shots			2 / 3	67	1 / 1	100	0 / 2	0
1-Point Shots	4 / 5	80			3 / 5	60	1 / 2	50
Direct Goal Shots								
6-meter Shots			2 / 2	100	1 / 1	100		
1-Point Spin Shots	2 / 2	100						



Results

Hungary 2 vs 0 Chinese Taipei

REFEREES:

 Gomer Martin (SWE)
 Gomer Johan (SWE)

1st Period: 22 - 20

2nd Period: 21 - 15

Running Score
HUN - TPE
HUN - Hungary

No.	Name	Technical skills					
		Assists	Steals	Blocked Shots	Received 6m Fouls	Penalty Fouls	Turnovers
1	HADFI Greta	1					
2	BRAUN Csenge	4	1				
8	LERANT Sara	3					
9	PINTER Klaudia	2					
11	BENZSAY Rebeka						3
16	MATEFI Dalma						
26	GAJDOS Dorottya	2			1	1	1
32	KIRALY Reka		1				
46	LANDI Gabriella		3			1	
Team							
Totals		12	5		1	2	4

1st Period

LERANT S.	2	: 0
BENZSAY R.	4	: 0
	4	: 2 LIN H.
	4	: 4 LIN P.
BENZSAY R.	6	: 4
	6	: 6 KE X.
	6	: 8 TSAI P.
LERANT S.	7	: 8
LERANT S.	8	: 8
BENZSAY R.	10	: 8
	10	: 10 LIN P.
BENZSAY R.	12	: 10
KIRALY R.	14	: 10
	14	: 12 LIN P.
BRAUN C.	16	: 12
BRAUN C.	18	: 12
	18	: 14 CHAO Y.
KIRALY R.	20	: 14
KIRALY R.	21	: 14
	21	: 16 TSAI P.
	21	: 18 YAN Y.
BENZSAY R.	22	: 18
	22	: 20 LIN P.

TPE - Chinese Taipei

No.	Name	Technical skills					
		Assists	Steals	Blocked Shots	Received 6m Fouls	Penalty Fouls	Turnovers
2	LIN Pinchun	5			1		1
7	LIN Hungwen						
11	YAN Yujia	1		1			1
12	SHEN Yunting	2					2
14	CHAO Yuchen	3			1		3
15	CHEN Shufen			2		1	
17	CHAN Yuchen						
20	TSAI Peiling	1					2
27	KE Xinping						
Team							
Totals		12		3	2	1	9

2nd Period

GAJDOS D.	2	: 0
LERANT S.	4	: 0
GAJDOS D.	5	: 0
BRAUN C.	7	: 0
	7	: 2 LIN P.
BENZSAY R.	9	: 2
	9	: 4 CHAO Y.
BENZSAY R.	11	: 4
BENZSAY R.	13	: 4
	13	: 6 CHAO Y.
	13	: 8 TSAI P.
	13	: 9 CHAO Y.
BENZSAY R.	15	: 9
LERANT S.	16	: 9
	16	: 11 TSAI P.
BENZSAY R.	18	: 11
	18	: 13 LIN P.
LERANT S.	20	: 13
	20	: 15 CHAO Y.
GAJDOS D.	21	: 15

Legend:

%	Efficiency	1-Pt	1-Point-Shots	1-Pt Spin	1-Point-Spinshots	D	Disqualifications
DR	Disqualifications with Report	No.	Uniform Number	P6m	6m Penalty Shots	Spin	Spinshots
SUS	Suspension						

MATCH AND REFEREES REPORT

BEACH HANDBALL

<input checked="" type="checkbox"/>	Youth Olympics
<input type="checkbox"/>	WCh
<input type="checkbox"/>	Int. Match

<input type="checkbox"/>	Qual.Match
<input type="checkbox"/>	Qual. Tournament
<input checked="" type="checkbox"/>	Final tournament

<input type="checkbox"/>	Men
<input type="checkbox"/>	Men's J
<input type="checkbox"/>	Men's Y

<input checked="" type="checkbox"/>	Women
<input type="checkbox"/>	Women's J
<input type="checkbox"/>	Women's Y

Matchnumber

W14

A / Home Team

B / Away Team

Final Result

Croatia			American Samoa			
Place	Court No.	Date	Time	Spectators	TV	Report follows
Buenos Aires	2	10/10/2018	11:40			NO

2 : 0

No.	Team A	P	SUS	SUS	D	DR
1	LOVRENCEVIC Petra					
2	SLADIC Sasa					
3	VOJNOVIC Nika	10				
4	LUKSIC Anja Vida	6				
5	BANIC Rea	10				
6	TUPEK Mia	4				
9	PERENCEVIC Vanja	6				
10	BOSNJAK Mia					
11	MALEC Ana	6				
A	KANJUGOVIC Iva					
B	OSTOIC Sinisa					
C						
D						
Sig. Off.		TTO				

No.	Team B	P	SUS	SUS	D	DR
2	NAUTU Frances Blessing					
3	FLOOR Stephanie Lynn	8				
6	FLOOR Danielle Patricia	1				
7	FALEAO Roselyn Marie	3				
8	AASA Naomi Matauanaeta	2				
11	TOFEAONO Luavaa Phillomena	1	12:28			
12	LIU Jasmine Leata					
A	FLOOR Carl					
B	SAGAPOLU Joey					
C						
D						
Sig. Off.		TTO	4:20		4:57	

Referees	NOC	Signature
1	ASSIS F.	BRA
2	DOS SANTOS S.	BRA

Technical Delegates	NOC	Signature
A	PERKINS G.	USA
B	CABRILLANA M.	ARG

1st Period					
A	P	B	A	P	B
	1	6		23	
4	2			24	
	3	3		25	
9	4			26	
	5	3		27	
3	6			28	
	7	7		29	
5	8	8		30	
	9			31	
5	10			32	
	11			33	
3	12			34	
	13			35	
4	14			36	
	15			37	
3	16			38	
	17			39	
5	18			40	
	19			41	
11	20			42	
	21			43	
	22			44	

2nd Period					
A	P	B	A	P	B
	1			23	
5	2	3		24	
	3	7		25	
5	4	8		26	
	5			27	
11	6	3		28	
	7	11		29	
4	8			30	
	9			31	
9	10			32	
	11			33	
3	12			34	
	13			35	
3	14			36	
	15			37	
6	16			38	
	17			39	
11	18			40	
	19			41	
9	20			42	
	21			43	
6	22			44	

1st Period	20 - 8	2nd Period	22 - 7
Result	1 - 0	Result	1 - 0
"Shoot-out"		Shootout	
		Result	

Team A											
N											
DG											
P											
Team B											
N											
DG											
P											

Legend:							
D	Disqualification	DG	Direct Goal	DR	Disqualification with Report	GG	Golden Goal
No.	Players Number	Off.	Official	P	Goal Points	SUS	Suspension
TO	Team Timeout						



Results

Match W14
Croatia 2 vs 0 American Samoa
REFEREES:

 Assis Flavio (BRA)
 dos Santos Sidiney (BRA)

1st Period: 20 - 8
2nd Period: 22 - 7
CRO - Croatia

Headcoach: KANJUGOVIC Iva

No.	Name	Total				Goals / Shots							Punishments			
		Points	Goals	Shots	%	1-Pt All	1-Pt Spin	Spin	In-flight	Specialist	Direct Goal	P6m	SUS	D	DR	
1	LOVRENCEVIC Petra															
2	SLADIC Sasa															
3	VOJNOVIC Nika	10	5	7	71			2 / 2	2 / 4				1 / 1			
4	LUKSIC Anja Vida	6	3	4	75			3 / 4								
5	BANIC Rea	10	5	7	71			5 / 7								
6	TUPEK Mia	4	2	4	50			2 / 4								
9	PERENCEVIC Vanja	6	3	3	100			1 / 1		2 / 2						
10	BOSNJAK Mia		0	2	0				0 / 2							
11	MALEC Ana	6	3	5	60			1 / 2		2 / 3						
Totals		42	21	32	66			14 / 20	2 / 6	4 / 5			1 / 1			

No.	Goalkeeper	Total			Saves / Shots						
		Saves	Shots	%	1-Pt All	1-Pt Spin	Spin	In-flight	Specialist	Direct Goal	P6m
2	SLADIC Sasa	11	21	52	4 / 9		3 / 4		3 / 6	1 / 1	0 / 1
Totals		11	21	52	4 / 9		3 / 4		3 / 6	1 / 1	0 / 1

ASA - American Samoa

Headcoach: FLOOR Carl

Team time outs: 2

No.	Name	Total				Goals / Shots							Punishments			
		Points	Goals	Shots	%	1-Pt All	1-Pt Spin	Spin	In-flight	Specialist	Direct Goal	P6m	SUS	D	DR	
2	NAUTU Frances Blessing															
3	FLOOR Stephanie Lynn	8	4	8	50					3 / 7		1 / 1				
6	FLOOR Danielle Patricia	1	1	2	50	1 / 2										
7	FALEAO Roselyn Marie	3	2	7	29	1 / 2		1 / 4	0 / 1							
8	AASA Naomi Matauanaeta	2	2	7	29	2 / 6		0 / 1								
11	TOFEAONO Luavaa Phillomena	1	1	1	100	1 / 1							1			
12	LIU Jasmine Leata		0	2	0				0 / 1		0 / 1					
Totals		15	10	27	37	5 / 11		1 / 5	0 / 2	3 / 7	0 / 1	1 / 1	1			

No.	Goalkeeper	Total			Saves / Shots						
		Saves	Shots	%	1-Pt All	1-Pt Spin	Spin	In-flight	Specialist	Direct Goal	P6m
3	FLOOR Stephanie Lynn	2	7	29			0 / 2	1 / 3	1 / 2		
7	FALEAO Roselyn Marie	0	4	0			0 / 4				
12	LIU Jasmine Leata	2	14	14			1 / 9	1 / 1	0 / 3		0 / 1
Totals		4	25	16			1 / 15	2 / 4	1 / 5		0 / 1

Team Comparison

	1st Period				2nd Period			
	Croatia		American Samoa		Croatia		American Samoa	
	Goals/Shots	%	Goals/Shots	%	Goals/Shots	%	Goals/Shots	%
In-flight Shots	2 / 5	40	0 / 1	0	0 / 1	0	0 / 1	0
Spin Shots	7 / 9	78	1 / 3	33	7 / 11	64	0 / 2	0
Specialist Shots	1 / 2	50	1 / 2	50	3 / 3	100	2 / 5	40
1-Point Shots			2 / 3	67			3 / 8	38
Direct Goal Shots							0 / 1	0
6-meter Shots			1 / 1	100	1 / 1	100		
1-Point Spin Shots								



Results

Croatia 2 vs 0 American Samoa

REFEREES:

Assis Flavio (BRA)
dos Santos Sidiney (BRA)

1st Period: 20 - 8

2nd Period: 22 - 7

Running Score

CRO - ASA

CRO - Croatia

No.	Name	Technical skills					
		Assists	Steals	Blocked Shots	Received 6m Fouls	Penalty Fouls	Turnovers
1	LOVRENCEVIC Petra						
2	SLADIC Sasa						
3	VOJNOVIC Nika	2					
4	LUKSIC Anja Vida	5					
5	BANIC Rea	5	1			1	
6	TUPEK Mia						3
9	PERENCEVIC Vanja		2				
10	BOSNJAK Mia		1	1			1
11	MALEC Ana	2			1		2
Team							
Totals		14	4	1	1	1	6

1st Period

LUKSIC A.	2	: 0
PERENCEVIC V.	4	: 0
	4	: 1 FLOOR D.
VOJNOVIC N.	6	: 1
BANIC R.	8	: 1
BANIC R.	10	: 1
VOJNOVIC N.	12	: 1
LUKSIC A.	14	: 1
VOJNOVIC N.	16	: 1
	16	: 3 FLOOR S.
	16	: 5 FLOOR S.
BANIC R.	18	: 5
	18	: 7 FALEAO R.
MALEC A.	20	: 7
	20	: 8 AASA N.

ASA - American Samoa

No.	Name	Technical skills					
		Assists	Steals	Blocked Shots	Received 6m Fouls	Penalty Fouls	Turnovers
2	NAUTU Frances Blessing						
3	FLOOR Stephanie Lynn						3
6	FLOOR Danielle Patricia		1				1
7	FALEAO Roselyn Marie	1					7
8	AASA Naomi Matauanaeta	1			1		2
11	TOFEAONO Luavaa Phillomena		1			1	1
12	LIU Jasmine Leata						
Team							
Totals		2	2		1	1	14

2nd Period

BANIC R.	2	: 0
	2	: 2 FLOOR S.
BANIC R.	4	: 2
MALEC A.	6	: 2
LUKSIC A.	8	: 2
PERENCEVIC V.	10	: 2
VOJNOVIC N.	12	: 2
	12	: 3 FALEAO R.
VOJNOVIC N.	14	: 3
TUPEK M.	16	: 3
MALEC A.	18	: 3
	18	: 4 AASA N.
PERENCEVIC V.	20	: 4
TUPEK M.	22	: 4
	22	: 6 FLOOR S.
	22	: 7 TOFEAONO L.

Legend:							
%	Efficiency	1-Pt	1-Point-Shots	1-Pt Spin	1-Point-Spinshots	D	Disqualifications
DR	Disqualifications with Report	No.	Uniform Number	P6m	6m Penalty Shots	Spin	Spinshots
SUS	Suspension						

MATCH AND REFEREES REPORT

BEACH HANDBALL

<input checked="" type="checkbox"/>	Youth Olympics
<input type="checkbox"/>	WCh
<input type="checkbox"/>	Int. Match

<input type="checkbox"/>	Qual.Match
<input type="checkbox"/>	Qual. Tournament
<input checked="" type="checkbox"/>	Final tournament

<input type="checkbox"/>	Men
<input type="checkbox"/>	Men's J
<input type="checkbox"/>	Men's Y

<input checked="" type="checkbox"/>	Women
<input type="checkbox"/>	Women's J
<input type="checkbox"/>	Women's Y

Matchnumber

W15

A / Home Team

B / Away Team

Final Result

Mauritius			Russian Federation			
Place	Court No.	Date	Time	Spectators	TV	Report follows
Buenos Aires	3	10/10/2018	11:40			NO

0 : 2

No.	Team A	P	SUS	SUS	D	DR
10	RAMLUGON Sarina					
11	HEMRAZ Urvi	1				
12	DESVAUX de MARIGNY Sabine					
13	BAX Stephanie Chloe					
14	de WAAL Emma					
15	GUYOLLOT Zoe Georgia	1				
16	KISTOO Jasmeeta	1				
17	PERMAL Makeba Rose Alcida	3				
18	HIRIGOYEN Marie Chloe					
A	RABOUD-AMOORDON Karine					
B	CARRE Martial Georges Ludovic					
C						
D						
Sig. Off.	TTO		5:03		5:25	

No.	Team B	P	SUS	SUS	D	DR
1	KARABUTOVA Ekaterina	2				
3	KRAKHMALOVA Sofia	6				
5	SAVINA Sofya	2				
7	VOLKOVA Anna	14				
9	DAVYDOVA Victoria	22				
11	IVANOVA Anna	8				
13	GRIGOROVSKAYA Kristina					
23	SKRIPKA Anastasia	1				
96	SINELNIKOVA Alina	6	3:22			
A	SIDORICHEVA Anna					
B	ZOTIN Evgenii					
C	CHUDESNIKOVA Natalia					
D						
Sig. Off.	TTO					

Referees	NOC	Signature
1 DIAZ M.	ARG	
2 MAC COLL L.	ARG	

Technical Delegates	NOC	Signature
A NAVARRETE C.	MEX	
B RODRIGUEZ G.	ARG	

1st Period					
A	P	B	A	P	B
11	1			23	7
16	2	9		24	
	3			25	9
	4	7		26	
	5			27	7
	6	9		28	
	7			29	7
	8	5		30	
	9			31	9
	10	11		32	
	11			33	7
	12	9		34	
	13	23		35	
	14			36	
	15	9		37	
	16			38	
	17	1		39	
	18			40	
	19	9		41	
	20			42	
	21	3		43	
	22			44	

2nd Period					
A	P	B	A	P	B
15	1			23	
17	2	3		24	9
17	3			25	
17	4	7		26	11
	5			27	
	6	96		28	9
	7			29	
	8	96		30	
	9			31	
	10	11		32	
	11			33	
	12	9		34	
	13			35	
	14	3		36	
	15			37	
	16	7		38	
	17			39	
	18	11		40	
	19			41	
	20	9		42	
	21			43	
	22	96		44	

1st Period	2 - 33	2nd Period	4 - 28
Result	0 - 1	Result	0 - 1
"Shoot-out"		Shootout	
		Result	

Team A

N											
DG											
P											

Team B

N											
DG											
P											

Legend:
D Disqualification **DG** Direct Goal **DR** Disqualification with Report **GG** Golden Goal
No. Players Number **Off.** Official **P** Goal Points **SUS** Suspension
TO Team Timeout



Results

Match W15
Mauritius 0 vs 2 Russian Federation
REFEREES:

 Diaz Mery (ARG)
 Mac Coll Lorena (ARG)

1st Period: 2 - 33
2nd Period: 4 - 28
MRI - Mauritius

Headcoach: RABOUD-AMOORDON Karine

Team time outs: 2

No.	Name	Total				Goals / Shots							Punishments			
		Points	Goals	Shots	%	1-Pt All	1-Pt Spin	Spin	In-flight	Specialist	Direct Goal	P6m	SUS	D	DR	
10	RAMLUGON Sarina															
11	HEMRAZ Urvi	1	1	2	50	1 / 2										
12	DESSVAUX de MARIGNY Sabine															
13	BAX Stephanie Chloe															
14	de WAAL Emma															
15	GUYOLLOT Zoe Georgia	1	1	3	33	1 / 3										
16	KISTOO Jasmeeta	1	1	2	50	1 / 2										
17	PERMAL Makeba Rose Alcida	3	3	7	43	3 / 6				0 / 1						
18	HIRIGOYEN Marie Chloe		0	1	0	0 / 1										
Totals		6	6	15	40	6 / 14				0 / 1						

No.	Goalkeeper	Total			Saves / Shots						
		Saves	Shots	%	1-Pt All	1-Pt Spin	Spin	In-flight	Specialist	Direct Goal	P6m
10	RAMLUGON Sarina	0	31	0	0 / 1		0 / 10	0 / 8	0 / 10	0 / 1	0 / 1
Totals		0	31	0	0 / 1		0 / 10	0 / 8	0 / 10	0 / 1	0 / 1

RUS - Russian Federation

Headcoach: ZOTIN Evgenii

No.	Name	Total				Goals / Shots							Punishments		
		Points	Goals	Shots	%	1-Pt All	1-Pt Spin	Spin	In-flight	Specialist	Direct Goal	P6m	SUS	D	DR
1	KARABUTOVA Ekaterina	2	1	1	100						1 / 1				
3	KRAKHMALOVA Sofia	6	3	4	75					3 / 4					
5	SAVINA Sofya	2	1	1	100			1 / 1							
7	VOLKOVA Anna	14	7	7	100					7 / 7					
9	DAVYDOVA Victoria	22	11	11	100			8 / 8	3 / 3						
11	IVANOVA Anna	8	4	4	100			1 / 1	2 / 2			1 / 1			
13	GRIGOROVSKAYA Kristina														
23	SKRIPKA Anastasia	1	1	2	50	1 / 1		0 / 1							
96	SINELNIKOVA Alina	6	3	3	100				3 / 3				1		
Totals		61	31	33	94	1 / 1		10 / 11	8 / 8	10 / 11	1 / 1	1 / 1	1		

No.	Goalkeeper	Total			Saves / Shots						
		Saves	Shots	%	1-Pt All	1-Pt Spin	Spin	In-flight	Specialist	Direct Goal	P6m
1	KARABUTOVA Ekaterina	6	12	50	5 / 11					1 / 1	
Totals		6	12	50	5 / 11					1 / 1	

Team Comparison

	1st Period				2nd Period			
	Mauritius		Russian Federation		Mauritius		Russian Federation	
	Goals/Shots	%	Goals/Shots	%	Goals/Shots	%	Goals/Shots	%
In-flight Shots							8 / 8	100
Spin Shots			8 / 8	100			2 / 3	67
Specialist Shots	0 / 1	0	6 / 6	100			4 / 5	80
1-Point Shots	2 / 6	33	1 / 1	100	4 / 8	50		
Direct Goal Shots			1 / 1	100				
6-meter Shots			1 / 1	100				
1-Point Spin Shots								



Results

Mauritius 0 vs 2 Russian Federation

REFEREES:

Diaz Mery (ARG)
Mac Coll Lorena (ARG)

1st Period: 2 - 33
2nd Period: 4 - 28

Running Score

MRI - RUS

1st Period

0 : 2 DAVYDOVA V.
0 : 4 VOLKOVA A.
HEMRAZ U. 1 : 4
1 : 6 DAVYDOVA V.
KISTOO J. 2 : 6
2 : 8 SAVINA S.
2 : 10 IVANOVA A.
2 : 12 DAVYDOVA V.
2 : 13 SKRIPKA A.
2 : 15 DAVYDOVA V.
2 : 17 KARABUTOVA E.
2 : 19 DAVYDOVA V.
2 : 21 KRAKHMALEVA S.
2 : 23 VOLKOVA A.
2 : 25 DAVYDOVA V.
2 : 27 VOLKOVA A.
2 : 29 VOLKOVA A.
2 : 31 DAVYDOVA V.
2 : 33 VOLKOVA A.

2nd Period

0 : 2 KRAKHMALEVA S.
0 : 4 VOLKOVA A.
0 : 6 SINELNIKOVA A.
0 : 8 SINELNIKOVA A.
GUYOLLOT Z. 1 : 8
1 : 10 IVANOVA A.
1 : 12 DAVYDOVA V.
1 : 14 KRAKHMALEVA S.
1 : 16 VOLKOVA A.
PERMAL M. 2 : 16
2 : 18 IVANOVA A.
2 : 20 DAVYDOVA V.
2 : 22 SINELNIKOVA A.
PERMAL M. 3 : 22
3 : 24 DAVYDOVA V.
PERMAL M. 4 : 24
4 : 26 IVANOVA A.
4 : 28 DAVYDOVA V.

MRI - Mauritius

No.	Name	Technical skills					
		Assists	Steals	Blocked Shots	Received 6m Fouls	Penalty Fouls	Turnovers
10	RAMLUGON Sarina						
11	HEMRAZ Urvi	1					3
12	DESVAUX de MARIGNY Sabine						
13	BAX Stephanie Chloe					1	
14	de WAAL Emma						
15	GUYOLLOT Zoe Georgia	1					
16	KISTOO Jasmeeta						1
17	PERMAL Makeba Rose Alcida						11
18	HIRIGOYEN Marie Chloe	2					2
Team							
Totals		4				1	17

RUS - Russian Federation

No.	Name	Technical skills					
		Assists	Steals	Blocked Shots	Received 6m Fouls	Penalty Fouls	Turnovers
1	KARABUTOVA Ekaterina						
3	KRAKHMALEVA Sofia						
5	SAVINA Sofya	2					
7	VOLKOVA Anna						
9	DAVYDOVA Victoria	10			1		
11	IVANOVA Anna	7	1				
13	GRIGOROVSKAYA Kristina		1				
23	SKRIPKA Anastasia	3		1			1
96	SINELNIKOVA Alina						
Team							
Totals		22	2	1	1		1

Legend:

% Efficiency
DR Disqualifications with Report
SUS Suspension
1-Pt No. 1-Point-Shots Uniform Number
1-Pt Spin P6m 1-Point-Spinshots 6m Penalty Shots
D Spin Disqualifications Spinshots

MATCH AND REFEREES REPORT

BEACH HANDBALL

<input checked="" type="checkbox"/>	Youth Olympics
<input type="checkbox"/>	WCh
<input type="checkbox"/>	Int. Match

<input type="checkbox"/>	Qual.Match
<input type="checkbox"/>	Qual. Tournament
<input checked="" type="checkbox"/>	Final tournament

<input type="checkbox"/>	Men
<input type="checkbox"/>	Men's J
<input type="checkbox"/>	Men's Y

<input checked="" type="checkbox"/>	Women
<input type="checkbox"/>	Women's J
<input type="checkbox"/>	Women's Y

Matchnumber

W16

A / Home Team

B / Away Team

Final Result

Netherlands			Paraguay			
Place	Court No.	Date	Time	Spectators	TV	Report follows
Buenos Aires	2	08/10/2018	10:00			NO

2 : 0

No.	Team A	P	SUS	SUS	D	DR
5	van EDE Marit					
6	CRAJE Marit					
7	van der MEIJ Amber	2				
8	van der LINDEN Lieke					
9	BUTER Anna	8	13:43			
10	KLESSER Lynn	4				
12	van GIERSBERGEN Zoe	2				
18	METZ Nyah	12				
23	BAKKER Lisanne	4				
A	MULDER Harald Hein					
B	ter HORST Serge					
C						
D						
Sig. Off.		TTO			4:19	

No.	Team B	P	SUS	SUS	D	DR
6	GUEYRAUD ROBLED0 Alice Naomi					
7	MIRANDA Veronica	4				
8	VILLALBA Guadalupe					
9	BRITEZ Alma	2				
10	GAONA Andrea	2				
11	FRANCO Tatiana					
12	SANCHEZ Jeanine					
13	LEIVA Darlene	6				
15	UGARRIZA D ANATRO Sofia	2				
A	VELOSO Jose					
B						
C						
D						
Sig. Off.		TTO	6:32			

Referees	NOC	Signature
1	ASSIS F.	BRA
2	DOS SANTOS S.	BRA

Technical Delegates	NOC	Signature
A	CARDONE C.	ITA
B	CABRILLANA M.	ARG

1st Period					
A	P	B	A	P	B
	1			23	
23	2	10		24	
	3			25	
9	4	7		26	
	5			27	
9	6	13		28	
	7			29	
12	8	13		30	
	9			31	
18	10	7		32	
	11			33	
18	12	13		34	
	13			35	
18	14	15		36	
	15			37	
18	16			38	
	17			39	
10	18			40	
	19			41	
	20			42	
	21			43	
	22			44	

2nd Period					
A	P	B	A	P	B
	1			23	
18	2	9		24	
	3			25	
7	4			26	
	5			27	
10	6			28	
	7			29	
18	8			30	
	9			31	
9	10			32	
	11			33	
9	12			34	
	13			35	
23	14			36	
	15			37	
	16			38	
	17			39	
	18			40	
	19			41	
	20			42	
	21			43	
	22			44	

1st Period	18 - 14	2nd Period	14 - 2
Result	1 - 0	Result	1 - 0
"Shoot-out"		Shootout	
		Result	

Team A

N									
DG									
P									

Team B

N									
DG									
P									

Legend:
D Disqualification
No. Players Number
TO Team Timeout
DG Direct Goal
Off. Official
DR Disqualification with Report
P Goal Points
GG Golden Goal
SUS Suspension



Results

Match W16
Netherlands 2 vs 0 Paraguay
REFEREES:

 Assis Flavio (BRA)
 dos Santos Sidiney (BRA)

1st Period: 18 - 14
2nd Period: 14 - 2
NED - Netherlands
Headcoach: MULDER Harald Hein
Team time outs: 1

No.	Name	Total				Goals / Shots							Punishments			
		Points	Goals	Shots	%	1-Pt All	1-Pt Spin	Spin	In-flight	Specialist	Direct Goal	P6m	SUS	D	DR	
5	van EDE Marit		0	2	0					0 / 2						
6	CRAJE Marit		0	3	0					0 / 3						
7	van der MEIJ Amber	2	1	1	100			1 / 1								
8	van der LINDEN Lieke															
9	BUTER Anna	8	4	4	100			4 / 4					1			
10	KLESSER Lynn	4	2	6	33			1 / 3	1 / 3							
12	van GIERSBERGEN Zoe	2	1	3	33	0 / 1		0 / 1		1 / 1						
18	METZ Nyah	12	6	8	75			2 / 4	4 / 4							
23	BAKKER Lisanne	4	2	3	67						2 / 3					
Totals		32	16	30	53	0 / 1		8 / 13	5 / 7	1 / 6	2 / 3		1			

No.	Goalkeeper	Total			Saves / Shots							
		Saves	Shots	%	1-Pt All	1-Pt Spin	Spin	In-flight	Specialist	Direct Goal	P6m	
8	van der LINDEN Lieke	1	3	33			0 / 1		1 / 2			
23	BAKKER Lisanne	4	10	40			1 / 2	1 / 1	2 / 6		0 / 1	
Totals		5	13	38			1 / 3	1 / 1	3 / 8		0 / 1	

PAR - Paraguay
Headcoach: VELOSO Jose
Team time outs: 1

No.	Name	Total				Goals / Shots							Punishments			
		Points	Goals	Shots	%	1-Pt All	1-Pt Spin	Spin	In-flight	Specialist	Direct Goal	P6m	SUS	D	DR	
6	GUEYRAUD ROBLEDO Alice Naomi															
7	MIRANDA Veronica	4	2	4	50					2 / 4						
8	VILLALBA Guadalupe															
9	BRITEZ Alma	2	1	2	50			0 / 1				1 / 1				
10	GAONA Andrea	2	1	1	100			1 / 1								
11	FRANCO Tatiana															
12	SANCHEZ Jeanine															
13	LEIVA Darlene	6	3	5	60					3 / 5						
15	UGARRIZA D ANATRO Sofia	2	1	3	33			1 / 2	0 / 1							
Totals		16	8	15	53			2 / 4	0 / 1	5 / 9		1 / 1				

No.	Goalkeeper	Total			Saves / Shots						
		Saves	Shots	%	1-Pt All	1-Pt Spin	Spin	In-flight	Specialist	Direct Goal	P6m
12	SANCHEZ Jeanine	6	22	27			4 / 12	2 / 7	0 / 1	0 / 2	
Totals		6	22	27			4 / 12	2 / 7	0 / 1	0 / 2	

Team Comparison

	1st Period				2nd Period			
	Netherlands		Paraguay		Netherlands		Paraguay	
	Goals/Shots	%	Goals/Shots	%	Goals/Shots	%	Goals/Shots	%
In-flight Shots	2 / 3	67	0 / 1	0	3 / 4	75		
Spin Shots	5 / 5	100	2 / 3	67	3 / 8	38	0 / 1	0
Specialist Shots	1 / 2	50	5 / 7	71	0 / 4	0	0 / 2	0
1-Point Shots	0 / 1	0						
Direct Goal Shots	1 / 2	50			1 / 1	100		
6-meter Shots							1 / 1	100
1-Point Spin Shots								



Results

Netherlands 2 vs 0 Paraguay

REFEREES:

 Assis Flavio (BRA)
 dos Santos Sidiney (BRA)

1st Period: 18 - 14

2nd Period: 14 - 2

Running Score
NED - PAR
NED - Netherlands

No.	Name	Technical skills					
		Assists	Steals	Blocked Shots	Received 6m Fouls	Penalty Fouls	Turnovers
5	van EDE Marit	1					1
6	CRAJE Marit	2					
7	van der MEIJ Amber			1			
8	van der LINDEN Lieke						
9	BUTER Anna	2				1	
10	KLESSER Lynn	1					
12	van GIERSBERGEN Zoe						2
18	METZ Nyah						1
23	BAKKER Lisanne						
Team							
Totals		6		1		1	4

1st Period

BAKKER L.	2 : 0	GAONA A.	
	2 : 2	MIRANDA V.	
BUTER A.	4 : 4		
	4 : 6	LEIVA D.	
BUTER A.	6 : 6		
VAN GIERSBERGEN Z.	8 : 6		
METZ N.	10 : 6		
	10 : 8	LEIVA D.	
METZ N.	12 : 8		
	12 : 10	MIRANDA V.	
METZ N.	14 : 10		
METZ N.	16 : 10		
	16 : 12	LEIVA D.	
KLESSER L.	18 : 12		
	18 : 14	UGARRIZA D ANATRO S.	

PAR - Paraguay

No.	Name	Technical skills					
		Assists	Steals	Blocked Shots	Received 6m Fouls	Penalty Fouls	Turnovers
6	GUEYRAUD ROBLEDO Alice Naomi						
7	MIRANDA Veronica						3
8	VILLALBA Guadalupe			1			
9	BRITEZ Alma						3
10	GAONA Andrea	4					1
11	FRANCO Tatiana						2
12	SANCHEZ Jeanine						
13	LEIVA Darlene				1		5
15	UGARRIZA D ANATRO Sofia						2
Team							
Totals		4		1	1		16

2nd Period

METZ N.	2 : 0		
VAN DER MEIJ A.	4 : 0		
KLESSER L.	6 : 0		
METZ N.	8 : 0		
	8 : 2	BRITEZ A.	
BUTER A.	10 : 2		
BUTER A.	12 : 2		
BAKKER L.	14 : 2		

Legend:

%	Efficiency	1-Pt	1-Point-Shots	1-Pt Spin	1-Point-Spinshots	D	Disqualifications
DR	Disqualifications with Report	No.	Uniform Number	P6m	6m Penalty Shots	Spin	Spinshots
SUS	Suspension						

MATCH AND REFEREES REPORT

BEACH HANDBALL

<input checked="" type="checkbox"/>	Youth Olympics
<input type="checkbox"/>	WCh
<input type="checkbox"/>	Int. Match

<input type="checkbox"/>	Qual.Match
<input type="checkbox"/>	Qual. Tournament
<input checked="" type="checkbox"/>	Final tournament

<input type="checkbox"/>	Men
<input type="checkbox"/>	Men's J
<input type="checkbox"/>	Men's Y

<input checked="" type="checkbox"/>	Women
<input type="checkbox"/>	Women's J
<input type="checkbox"/>	Women's Y

Matchnumber

W17

A / Home Team

B / Away Team

Final Result

Argentina			Turkey			
Place	Court No.	Date	Time	Spectators	TV	Report follows
Buenos Aires	Central	08/10/2018	10:00			NO

2 : 0

No.	Team A	P	SUS	SUS	D	DR
2	BALSAS Lucila	2				
3	BENEDETTI GORGA Caterina	8				
5	CORIMBERTO Fiorella	4				
7	AIZEN Belen	2				
9	PONCE Carolina	6				
10	TURNES Zoe	2				
13	BONOMI Gisella	16				
15	RIADIGOS Jimena					
16	SOTO Rosario					
A	BRUNATI Leticia					
B	FERRARO Sebastian					
C	SANZ Gustavo Andres					
D						
Sig. Off.	TTO					

No.	Team B	P	SUS	SUS	D	DR
1	YILMAZ Dilek		17:10			
5	YIGIT Serap	4				
7	TURKYILMAZ Beyzanur	4	06:42			
8	KILIC Eda Nur	2				
11	DALKIC Elif	4				
12	KARADEMIR Sude					
14	COSKUNSU Ceyhan					
15	KARACAM Beyza	4				
16	SORMAZ Aysenur	2				
A	AYAR Kadir					
B	DAYAT Senar					
C						
D						
Sig. Off.	TTO	6:09	7:28			

Referees	NOC	Signature
1	JAWORSKA E.	POL
2	GAWEL A.	POL

Technical Delegates	NOC	Signature
A	SABOVIK I.	SVK
B	WESTHAUSLER D.	GER

1st Period					
A	P	B	A	P	B
	1			23	
13	2	15		24	
	3			25	
13	4	5		26	
	5			27	
2	6	15		28	
	7			29	
5	8			30	
	9			31	
3	10			32	
	11			33	
3	12			34	
	13			35	
9	14			36	
	15			37	
13	16			38	
	17			39	
5	18			40	
	19			41	
13	20			42	
	21			43	
	22			44	

2nd Period					
A	P	B	A	P	B
	1			23	
9	2	8		24	
	3	7		25	
3	4			26	
	5	11		27	
9	6			28	
	7	7		29	
13	8	7		30	
	9			31	
3	10	11		32	
	11			33	
13	12	16		34	
	13			35	
13	14	5		36	
	15			37	
13	16			38	
	17			39	
7	18			40	
	19			41	
10	20			42	
	21			43	
	22			44	

1st Period	20 - 6	2nd Period	20 - 14
Result	1 - 0	Result	1 - 0
"Shoot-out"		Shootout	
		Result	

Team A

N									
DG									
P									

Team B

N									
DG									
P									

Legend:
D Disqualification **DG** Direct Goal **DR** Disqualification with Report **GG** Golden Goal
No. Players Number **Off.** Official **P** Goal Points **SUS** Suspension
TO Team Timeout



Results

Match W17
Argentina 2 vs 0 Turkey
REFEREES:

 Jaworska Edyta (POL)
 Gawel Anna (POL)

1st Period: 20 - 6
2nd Period: 20 - 14
ARG - Argentina

Headcoach: BRUNATI Leticia

No.	Name	Total				Goals / Shots							Punishments		
		Points	Goals	Shots	%	1-Pt All	1-Pt Spin	Spin	In-flight	Specialist	Direct Goal	P6m	SUS	D	DR
2	BALSAS Lucila	2	1	2	50					1 / 2					
3	BENEDETTI GORGA Caterina	8	4	6	67				4 / 6						
5	CORIMBERTO Fiorella	4	2	2	100			2 / 2							
7	AIZEN Belen	2	1	1	100				1 / 1						
9	PONCE Carolina	6	3	5	60					3 / 5					
10	TURNES Zoe	2	1	1	100				1 / 1						
13	BONOMI Gisella	16	8	12	67			0 / 3	8 / 9						
15	RIADIGOS Jimena														
16	SOTO Rosario														
Totals		40	20	29	69			2 / 5	14 / 17	4 / 7					

No.	Goalkeeper	Total			Saves / Shots						
		Saves	Shots	%	1-Pt All	1-Pt Spin	Spin	In-flight	Specialist	Direct Goal	P6m
16	SOTO Rosario	2	13	15	0 / 2	0 / 2	0 / 3	0 / 1	2 / 5		0 / 2
Totals		2	13	15	0 / 2	0 / 2	0 / 3	0 / 1	2 / 5		0 / 2

TUR - Turkey

Headcoach: AYAR Kadir

Team time outs: 2

No.	Name	Total				Goals / Shots							Punishments		
		Points	Goals	Shots	%	1-Pt All	1-Pt Spin	Spin	In-flight	Specialist	Direct Goal	P6m	SUS	D	DR
1	YILMAZ Dilek												1		
5	YIGIT Serap	4	2	2	100							2 / 2			
7	TURKYILMAZ Beyzanur	4	3	7	43	2 / 2	2 / 2	1 / 5					1		
8	KILIC Eda Nur	2	1	2	50					1 / 2					
11	DALKIC Elif	4	2	3	67			1 / 2	1 / 1						
12	KARADEMIR Sude														
14	COSKUNSU Ceyhan														
15	KARACAM Beyza	4	2	5	40					2 / 5					
16	SORMAZ Aysenur	2	1	1	100			1 / 1							
Totals		20	11	20	55	2 / 2	2 / 2	3 / 8	1 / 1	3 / 7		2 / 2	2		

No.	Goalkeeper	Total			Saves / Shots						
		Saves	Shots	%	1-Pt All	1-Pt Spin	Spin	In-flight	Specialist	Direct Goal	P6m
12	KARADEMIR Sude	3	23	13			1 / 3	2 / 16	0 / 4		
Totals		3	23	13			1 / 3	2 / 16	0 / 4		

Team Comparison

	1st Period				2nd Period			
	Argentina		Turkey		Argentina		Turkey	
	Goals/Shots	%	Goals/Shots	%	Goals/Shots	%	Goals/Shots	%
In-flight Shots	6 / 8	75			8 / 9	89	1 / 1	100
Spin Shots	2 / 2	100	0 / 2	0	0 / 3	0	3 / 6	50
Specialist Shots	2 / 4	50	2 / 4	50	2 / 3	67	1 / 3	33
1-Point Shots							2 / 2	100
Direct Goal Shots								
6-meter Shots			1 / 1	100			1 / 1	100
1-Point Spin Shots							2 / 2	100



Results

Argentina 2 vs 0 Turkey

REFEREES:

Jaworska Edyta (POL)
Gawel Anna (POL)

1st Period: 20 - 6
2nd Period: 20 - 14

Running Score

ARG - TUR

ARG - Argentina

No.	Name	Technical skills					
		Assists	Steals	Blocked Shots	Received 6m Fouls	Penalty Fouls	Turnovers
2	BALSAS Lucila						
3	BENEDETTI GORGA Caterina	2					
5	CORIMBERTO Fiorella					1	1
7	AIZEN Belen	2					2
9	PONCE Carolina						
10	TURNES Zoe			1			
13	BONOMI Gisella	1					
15	RIADIGOS Jimena			1			
16	SOTO Rosario						
Team							
Totals		5		2		1	3

1st Period

BONOMI G.	2	: 0
BENEDETTI GORGA C.	4	: 0
BALSAS L.	6	: 0
	6	: 2
CORIMBERTO F.	8	: 2
BENEDETTI GORGA C.	10	: 2
BENEDETTI GORGA C.	12	: 2
PONCE C.	14	: 2
BONOMI G.	16	: 2
CORIMBERTO F.	18	: 2
	18	: 4
BONOMI G.	20	: 4
	20	: 6

2nd Period

	0	: 2
PONCE C.	2	: 2
	2	: 3
BENEDETTI GORGA C.	4	: 3
PONCE C.	6	: 3
	6	: 5
BONOMI G.	8	: 5
BENEDETTI GORGA C.	10	: 5
	10	: 7
BONOMI G.	12	: 7
BONOMI G.	14	: 7
BONOMI G.	16	: 7
	16	: 8
AIZEN B.	18	: 8
	18	: 10
	18	: 12
TURNES Z.	20	: 12
	20	: 14

TUR - Turkey

No.	Name	Technical skills					
		Assists	Steals	Blocked Shots	Received 6m Fouls	Penalty Fouls	Turnovers
1	YILMAZ Dilek						
5	YIGIT Serap	1					4
7	TURKYILMAZ Beyzanur	2					3
8	KILIC Eda Nur						1
11	DALKIC Elif						3
12	KARADEMIR Sude						
14	COSKUNSU Ceyhan						
15	KARACAM Beyza	1			1		2
16	SORMAZ Aysenur						
Team							
Totals		4			1		13

Legend:

%	Efficiency	1-Pt	1-Point-Shots	1-Pt Spin	1-Point-Spinshots	D	Disqualifications
DR	Disqualifications with Report	No.	Uniform Number	P6m	6m Penalty Shots	Spin	Spinshots
SUS	Suspension						

MATCH AND REFEREES REPORT

BEACH HANDBALL

<input checked="" type="checkbox"/>	Youth Olympics
<input type="checkbox"/>	WCh
<input type="checkbox"/>	Int. Match

<input type="checkbox"/>	Qual.Match
<input type="checkbox"/>	Qual. Tournament
<input checked="" type="checkbox"/>	Final tournament

<input type="checkbox"/>	Men
<input type="checkbox"/>	Men's J
<input type="checkbox"/>	Men's Y

<input checked="" type="checkbox"/>	Women
<input type="checkbox"/>	Women's J
<input type="checkbox"/>	Women's Y

Matchnumber

W18

A / Home Team

B / Away Team

Final Result

Venezuela			Hong Kong, China			
Place	Court No.	Date	Time	Spectators	TV	Report follows
Buenos Aires	3	08/10/2018	10:00			NO

2 : 0

No.	Team A	P	SUS	SUS	D	DR
2	SUAREZ Miraidy					
5	REOLON Lilesky	10				
7	MEDINA Wisleidy	12				
9	CORDERO Milena					
11	PARRA Paola					
12	SOLAR Risandry	2				
14	TOVAR Milangela	7				
15	AGUILAR Iskari					
16	OJEDA Emilis					
A	SANCHEZ Octavio					
B	MAMO Ghassan					
C						
D						
Sig. Off.		TTO				

No.	Team B	P	SUS	SUS	D	DR
1	MAN Cheuk Lam					
2	KWOK Tsztung		8:53			
3	YOK Tsz Tung					
4	SO Hoi Kiu		6:01			
5	HUNG Sin Yu	2				
6	CHONG Sze Ki	6				
7	LI Lok Yee	2				
8	CHO Hoi Ching	4	3:04			
9	HUI Ching Lam	6				
A	YEUNG Hoi Cheung					
B	LAM Wai Yu					
C						
D						
Sig. Off.		TTO				

Referees	NOC	Signature
1	GOMER M.	SWE
2	GOMER J.	SWE

Technical Delegates	NOC	Signature
A	KAVCIC M.	SLO
B	RODRIGUEZ G.	ARG

1st Period					
A	P	B	A	P	B
	1			23	
14	2	7		24	
5	3			25	
	4	8		26	
7	5			27	
	6	6		28	
7	7			29	
	8	5		30	
12	9			31	
	10	8		32	
5	11			33	
	12	6		34	
7	13			35	
	14	9		36	
5	15			37	
	16			38	
7	17			39	
	18			40	
5	19			41	
	20			42	
	21			43	
	22			44	

2nd Period					
A	P	B	A	P	B
14	1			23	
	2	9		24	
14	3			25	
	4	9		26	
14	5			27	
	6	6		28	
5	7			29	
	8			30	
7	9			31	
	10			32	
	11			33	
7	12			34	
	13			35	
	14			36	
	15			37	
	16			38	
	17			39	
	18			40	
	19			41	
	20			42	
	21			43	
	22			44	

1st Period	19 - 14	2nd Period	12 - 6
Result	1 - 0	Result	1 - 0
"Shoot-out"		Shootout	
		Result	

Team A

N									
DG									
P									

Team B

N									
DG									
P									

Legend:
D Disqualification
No. Players Number
TO Team Timeout
DG Direct Goal
Off. Official
DR Disqualification with Report
P Goal Points
GG Golden Goal
SUS Suspension



Results

Match W18
Venezuela 2 vs 0 Hong Kong, China
REFEREES:

 Gomer Martin (SWE)
 Gomer Johan (SWE)

1st Period: 19 - 14
2nd Period: 12 - 6
VEN - Venezuela

Headcoach: SANCHEZ Octavio

No.	Name	Total				Goals / Shots							Punishments			
		Points	Goals	Shots	%	1-Pt All	1-Pt Spin	Spin	In-flight	Specialist	Direct Goal	P6m	SUS	D	DR	
2	SUAREZ Miraidy															
5	REOLON Lilesky	10	6	6	100	2 / 2		4 / 4								
7	MEDINA Wisleidy	12	6	9	67				5 / 8			1 / 1				
9	CORDERO Milena															
11	PARRA Paola															
12	SOLAR Risandry	2	1	2	50					1 / 2						
14	TOVAR Milangela	7	4	8	50	1 / 1		3 / 4	0 / 2			0 / 1				
15	AGUILAR Iskari		0	1	0				0 / 1							
16	OJEDA Emilis															
Totals		31	17	26	65	3 / 3		7 / 8	5 / 11	1 / 2		1 / 2				

No.	Goalkeeper	Total			Saves / Shots						
		Saves	Shots	%	1-Pt All	1-Pt Spin	Spin	In-flight	Specialist	Direct Goal	P6m
16	OJEDA Emilis	2	12	17	1 / 1		1 / 2	0 / 1	0 / 7		0 / 1
Totals		2	12	17	1 / 1		1 / 2	0 / 1	0 / 7		0 / 1

HKG - Hong Kong, China

Headcoach: LAM Wai Yu

No.	Name	Total				Goals / Shots							Punishments			
		Points	Goals	Shots	%	1-Pt All	1-Pt Spin	Spin	In-flight	Specialist	Direct Goal	P6m	SUS	D	DR	
1	MAN Cheuk Lam		0	1	0						0 / 1					
2	KWOK Tsztung												1			
3	YOK Tsz Tung															
4	SO Hoi Kiu		0	1	0			0 / 1					1			
5	HUNG Sin Yu	2	1	2	50			1 / 2								
6	CHONG Sze Ki	6	3	4	75					3 / 4						
7	LI Lok Yee	2	1	1	100					1 / 1						
8	CHO Hoi Ching	4	2	5	40	0 / 1		0 / 1		1 / 2		1 / 1	1			
9	HUI Ching Lam	6	3	4	75				1 / 1	2 / 3						
Totals		20	10	18	56	0 / 1		1 / 4	1 / 1	7 / 10	0 / 1	1 / 1	3			

No.	Goalkeeper	Total			Saves / Shots						
		Saves	Shots	%	1-Pt All	1-Pt Spin	Spin	In-flight	Specialist	Direct Goal	P6m
1	MAN Cheuk Lam	4	21	19	0 / 3		0 / 7	3 / 8	1 / 2		0 / 1
Totals		4	21	19	0 / 3		0 / 7	3 / 8	1 / 2		0 / 1

Team Comparison

	1st Period				2nd Period			
	Venezuela		Hong Kong, China		Venezuela		Hong Kong, China	
	Goals/Shots	%	Goals/Shots	%	Goals/Shots	%	Goals/Shots	%
In-flight Shots	3 / 7	43	1 / 1	100	2 / 4	50		
Spin Shots	4 / 4	100	1 / 2	50	3 / 4	75	0 / 2	0
Specialist Shots	1 / 1	100	4 / 5	80	0 / 1	0	3 / 5	60
1-Point Shots	1 / 1	100			2 / 2	100	0 / 1	0
Direct Goal Shots			0 / 1	0				
6-meter Shots	1 / 2	50	1 / 1	100				
1-Point Spin Shots								



Results

Venezuela 2 vs 0 Hong Kong, China

REFEREES:

Gomer Martin (SWE)
Gomer Johan (SWE)

1st Period: 19 - 14
2nd Period: 12 - 6

Running Score

VEN - HKG

VEN - Venezuela

No.	Name	Technical skills					
		Assists	Steals	Blocked Shots	Received 6m Fouls	Penalty Fouls	Turnovers
2	SUAREZ Miraidy		1				
5	REOLON Lilesky	1	2				1
7	MEDINA Wisleidy					1	1
9	CORDERO Milena						2
11	PARRA Paola		4				
12	SOLAR Risandry	1	2				1
14	TOVAR Milangela	2				1	
15	AGUILAR Iskari						2
16	OJEDA Emilis						
Team							
Totals		5	9			2	7

1st Period

TOVAR M.	2	:	0
REOLON L.	3	:	0
	3	:	2
	3	:	4
	3	:	6
MEDINA W.	5	:	6
MEDINA W.	7	:	6
SOLAR R.	9	:	6
	9	:	8
	9	:	10
REOLON L.	11	:	10
MEDINA W.	13	:	10
REOLON L.	15	:	10
	15	:	12
MEDINA W.	17	:	12
REOLON L.	19	:	12
	19	:	14

HKG - Hong Kong, China

No.	Name	Technical skills					
		Assists	Steals	Blocked Shots	Received 6m Fouls	Penalty Fouls	Turnovers
1	MAN Cheuk Lam						
2	KWOK Tsztung						
3	YOK Tsz Tung						
4	SO Hoi Kiu						
5	HUNG Sin Yu		1				6
6	CHONG Sze Ki						1
7	LI Lok Yee	2			1		3
8	CHO Hoi Ching						5
9	HUI Ching Lam		1				5
Team							
Totals		2	2		1		20

2nd Period

TOVAR M.	1	:	0
TOVAR M.	3	:	0
TOVAR M.	5	:	0
	5	:	2
REOLON L.	7	:	2
MEDINA W.	9	:	2
REOLON L.	10	:	2
	10	:	4
MEDINA W.	12	:	4
	12	:	6

Legend:						
%	Efficiency	1-Pt	1-Point-Shots	1-Pt Spin	1-Point-Spinshots	D
DR	Disqualifications with Report	No.	Uniform Number	P6m	6m Penalty Shots	Spin
SUS	Suspension					Spinshots

MATCH AND REFEREES REPORT

BEACH HANDBALL

<input checked="" type="checkbox"/>	Youth Olympics
<input type="checkbox"/>	WCh
<input type="checkbox"/>	Int. Match

<input type="checkbox"/>	Qual.Match
<input type="checkbox"/>	Qual. Tournament
<input checked="" type="checkbox"/>	Final tournament

<input type="checkbox"/>	Men
<input type="checkbox"/>	Men's J
<input type="checkbox"/>	Men's Y

<input checked="" type="checkbox"/>	Women
<input type="checkbox"/>	Women's J
<input type="checkbox"/>	Women's Y

Matchnumber

W19

A / Home Team

B / Away Team

Final Result

Hong Kong, China			Netherlands			
Place	Court No.	Date	Time	Spectators	TV	Report follows
Buenos Aires	3	08/10/2018	14:30			NO

0 : 2

No.	Team A	P	SUS	SUS	D	DR
1	MAN Cheuk Lam					
2	KWOK Tsztung					
3	YOK Tsz Tung					
4	SO Hoi Kiu	1				
5	HUNG Sin Yu		11:14			
6	CHONG Sze Ki	4				
7	LI Lok Yee	2				
8	CHO Hoi Ching	2				
9	HUI Ching Lam	2				
A	YEUNG Hoi Cheung					
B	LAM Wai Yu					
C						
D						
Sig. Off.		TTO				

No.	Team B	P	SUS	SUS	D	DR
5	van EDE Marit	14	10:41			
6	CRAJE Marit	2				
7	van der MEIJ Amber	8				
8	van der LINDEN Lieke					
9	BUTER Anna	2				
10	KLESSER Lynn	12	13:03			
12	van GIERSBERGEN Zoe	1				
18	METZ Nyah	12				
23	BAKKER Lisanne					
A	MULDER Harald Hein					
B	ter HORST Serge					
C						
D						
Sig. Off.		TTO	5:31		5:02	

Referees	NOC	Signature
1 DIAZ M.	ARG	
2 MAC COLL L.	ARG	

Technical Delegates	NOC	Signature
A NAVARRETE C.	MEX	
B SURIA J.	ARG	

1st Period					
A	P	B	A	P	B
4	1			23	
	2	18		24	7
6	3			25	
8	4	5		26	
	5			27	
7	6	18		28	
	7			29	
6	8	10		30	
	9			31	
	10	10		32	
	11			33	
	12	10		34	
	13			35	
	14	18		36	
	15			37	
	16	5		38	
	17			39	
	18	7		40	
	19			41	
	20	5		42	
	21			43	
	22	5		44	

2nd Period					
A	P	B	A	P	B
8	1			23	18
	2	10		24	
9	3			25	7
	4	7		26	
	5			27	5
	6	10		28	
	7			29	
	8	6		30	
	9			31	
	10	5		32	
	11			33	
	12	18		34	
	13			35	
	14	5		36	
	15	12		37	
	16			38	
	17	9		39	
	18			40	
	19	18		41	
	20			42	
	21	10		43	
	22			44	

1st Period	8 - 24	2nd Period	3 - 27
Result	0 - 1	Result	0 - 1
"Shoot-out"		Shootout	
		Result	

Team A

N									
DG									
P									

Team B

N									
DG									
P									

Legend:
D Disqualification
No. Players Number
TO Team Timeout
DG Direct Goal
Off. Official
DR Disqualification with Report
P Goal Points
GG Golden Goal
SUS Suspension



Results

Match W19
Hong Kong, China 0 vs 2 Netherlands
REFEREES:

 Diaz Mery (ARG)
 Mac Coll Lorena (ARG)

1st Period: 8 - 24
2nd Period: 3 - 27
HKG - Hong Kong, China
Headcoach: LAM Wai Yu

No.	Name	Total				Goals / Shots							Punishments			
		Points	Goals	Shots	%	1-Pt All	1-Pt Spin	Spin	In-flight	Specialist	Direct Goal	P6m	SUS	D	DR	
1	MAN Cheuk Lam															
2	KWOK Tsztung															
3	YOK Tsz Tung															
4	SO Hoi Kiu	1	1	2	50	1 / 2										
5	HUNG Sin Yu		0	5	0	0 / 1		0 / 4						1		
6	CHONG Sze Ki	4	2	4	50					2 / 4						
7	LI Lok Yee	2	1	2	50			0 / 1				1 / 1				
8	CHO Hoi Ching	2	2	4	50	2 / 2		0 / 1		0 / 1						
9	HUI Ching Lam	2	1	4	25			1 / 1		0 / 3						
Totals		11	7	21	33	3 / 5		1 / 7		2 / 8		1 / 1	1			

No.	Goalkeeper	Total			Saves / Shots						
		Saves	Shots	%	1-Pt All	1-Pt Spin	Spin	In-flight	Specialist	Direct Goal	P6m
1	MAN Cheuk Lam	7	33	21	0 / 1	0 / 1	4 / 17	1 / 10	2 / 4		0 / 1
Totals		7	33	21	0 / 1	0 / 1	4 / 17	1 / 10	2 / 4		0 / 1

NED - Netherlands
Headcoach: MULDER Harald Hein
Team time outs: 2

No.	Name	Total				Goals / Shots							Punishments		
		Points	Goals	Shots	%	1-Pt All	1-Pt Spin	Spin	In-flight	Specialist	Direct Goal	P6m	SUS	D	DR
5	van EDE Marit	14	7	7	100			5 / 5	1 / 1	1 / 1			1		
6	CRAJE Marit	2	1	2	50					1 / 2					
7	van der MEIJ Amber	8	4	5	80			2 / 2	1 / 2			1 / 1			
8	van der LINDEN Lieke		0	1	0					0 / 1					
9	BUTER Anna	2	1	2	50			1 / 2							
10	KLESSER Lynn	12	6	10	60	0 / 1		3 / 5	3 / 4				1		
12	van GIERSBERGEN Zoe	1	1	1	100	1 / 1	1 / 1								
18	METZ Nyah	12	6	7	86			2 / 3	4 / 4						
23	BAKKER Lisanne		0	1	0					0 / 1					
Totals		51	26	36	72	1 / 2	1 / 1	13 / 17	9 / 11	2 / 5		1 / 1	2		

No.	Goalkeeper	Total			Saves / Shots						
		Saves	Shots	%	1-Pt All	1-Pt Spin	Spin	In-flight	Specialist	Direct Goal	P6m
8	van der LINDEN Lieke	5	10	50	1 / 3		3 / 4		1 / 2		0 / 1
9	BUTER Anna										
23	BAKKER Lisanne	4	6	67	1 / 2		2 / 2		1 / 2		
Totals		9	16	56	2 / 5		5 / 6		2 / 4		0 / 1

Team Comparison

	1st Period				2nd Period			
	Hong Kong, China		Netherlands		Hong Kong, China		Netherlands	
	Goals/Shots	%	Goals/Shots	%	Goals/Shots	%	Goals/Shots	%
In-flight Shots			4 / 4	100			5 / 7	71
Spin Shots	0 / 2	0	8 / 10	80	1 / 5	20	5 / 7	71
Specialist Shots	2 / 6	33	0 / 3	0	0 / 2	0	2 / 2	100
1-Point Shots	2 / 4	50	0 / 1	0	1 / 1	100	1 / 1	100
Direct Goal Shots								
6-meter Shots	1 / 1	100					1 / 1	100
1-Point Spin Shots							1 / 1	100



Results

Hong Kong, China 0 vs 2 Netherlands

REFEREES:

Diaz Mery (ARG)
Mac Coll Lorena (ARG)

1st Period: 8 - 24
2nd Period: 3 - 27

Running Score

HKG - NED

HKG - Hong Kong, China

No.	Name	Technical skills					
		Assists	Steals	Blocked Shots	Received 6m Fouls	Penalty Fouls	Turnovers
1	MAN Cheuk Lam						
2	KWOK Tsztung			1			
3	YOK Tsz Tung						
4	SO Hoi Kiu						1
5	HUNG Sin Yu	1			1	1	1
6	CHONG Sze Ki						5
7	LI Lok Yee	1					5
8	CHO Hoi Ching	1					2
9	HUI Ching Lam						2
Team							
Totals		3		1	1	1	16

1st Period

0 : 2 METZ N.
0 : 4 VAN EDE M.
0 : 6 METZ N.
SO H. 1 : 6
1 : 8 KLESSER L.
1 : 10 KLESSER L.
CHONG S. 3 : 10
3 : 12 KLESSER L.
3 : 14 METZ N.
3 : 16 VAN EDE M.
3 : 18 VAN DER MEIJ A.
CHO H. 4 : 18
4 : 20 VAN EDE M.
LI L. 6 : 20
6 : 22 VAN EDE M.
6 : 24 VAN DER MEIJ A.
CHONG S. 8 : 24

NED - Netherlands

No.	Name	Technical skills					
		Assists	Steals	Blocked Shots	Received 6m Fouls	Penalty Fouls	Turnovers
5	van EDE Marit	5				1	1
6	CRAJE Marit	5					
7	van der MEIJ Amber	2	1				1
8	van der LINDEN Lieke						
9	BUTER Anna						
10	KLESSER Lynn	2	1	1			
12	van GIERSBERGEN Zoe	3					1
18	METZ Nyah	3			1		1
23	BAKKER Lisanne						
Team							
Totals		20	2	1	1	1	4

2nd Period

0 : 2 KLESSER L.
0 : 4 VAN DER MEIJ A.
0 : 6 KLESSER L.
0 : 8 CRAJE M.
CHO H. 1 : 8
1 : 10 VAN EDE M.
1 : 12 METZ N.
1 : 14 VAN EDE M.
1 : 15 VAN GIERSBERGEN Z.
1 : 17 BUTER A.
1 : 19 METZ N.
1 : 21 KLESSER L.
1 : 23 METZ N.
1 : 25 VAN DER MEIJ A.
HUI C. 3 : 25
3 : 27 VAN EDE M.

Legend:

% Efficiency
DR Disqualifications with Report
SUS Suspension
1-Pt No. 1-Point-Shots Uniform Number
1-Pt Spin P6m 1-Point-Spinshots 6m Penalty Shots
D Spin Disqualifications Spinshots

MATCH AND REFEREES REPORT

BEACH HANDBALL

<input checked="" type="checkbox"/>	Youth Olympics
<input type="checkbox"/>	WCh
<input type="checkbox"/>	Int. Match

<input type="checkbox"/>	Qual.Match
<input type="checkbox"/>	Qual. Tournament
<input checked="" type="checkbox"/>	Final tournament

<input type="checkbox"/>	Men
<input type="checkbox"/>	Men's J
<input type="checkbox"/>	Men's Y

<input checked="" type="checkbox"/>	Women
<input type="checkbox"/>	Women's J
<input type="checkbox"/>	Women's Y

Matchnumber

W20

A / Home Team

B / Away Team

Final Result

Turkey			Venezuela			
Place	Court No.	Date	Time	Spectators	TV	Report follows
Buenos Aires	2	08/10/2018	14:30			NO

0 : 2

No.	Team A	P	SUS	SUS	D	DR
1	YILMAZ Dilek					
5	YIGIT Serap	3				
7	TURKYILMAZ Beyzanur	8				
8	KILIC Eda Nur	4				
11	DALKIC Elif					
12	KARADEMIR Sude					
14	COSKUNSU Ceyhan					
15	KARACAM Beyza	2	15:55			
16	SORMAZ Aysenur	10				
A	AYAR Kadir					
B	DAYAT Senar					
C						
D						
Sig. Off.	TTO	6:50		9:20		

No.	Team B	P	SUS	SUS	D	DR
2	SUAREZ Miraidy					
5	REOLON Lilesky	6				
7	MEDINA Wisleidy	8				
9	CORDERO Milena	6				
11	PARRA Paola					
12	SOLAR Risandry	4				
14	TOVAR Milangela	4				
15	AGUILAR Iskari	10				
16	OJEDA Emilis					
A	SANCHEZ Octavio					
B	MAMO Ghassan					
C						
D						
Sig. Off.	TTO					

Referees	NOC	Signature
1 ALDERAZI H.	BRN	
2 SHAMSAN H.	BRN	

Technical Delegates	NOC	Signature
A CARDONE C.	ITA	
B RODRIGUEZ L.	ARG	

1st Period					
A	P	B	A	P	B
	1			23	
5	2	9		24	
5	3			25	
	4	7		26	
7	5			27	
	6	14		28	
15	7			29	
	8	7		30	
16	9			31	
	10	7		32	
7	11			33	
	12	7		34	
16	13			35	
	14	9		36	
	15			37	
	16	14		38	
	17			39	
	18	9		40	
	19			41	
	20	12		42	
	21			43	
	22			44	

2nd Period					
A	P	B	A	P	B
	1			23	
16	2	15		24	
	3			25	
8	4	15		26	
	5			27	
7	6	5		28	
	7			29	
8	8	12		30	
	9			31	
16	10	15		32	
	11			33	
7	12	15		34	
	13			35	
16	14	15		36	
	15			37	
	16	5		38	
	17			39	
	18	5		40	
	19			41	
	20			42	
	21			43	
	22			44	

1st Period	13 - 20	2nd Period	14 - 18
Result	0 - 1	Result	0 - 1
"Shoot-out"		Shootout	
		Result	

Team A									
N									
DG									
P									
Team B									
N									
DG									
P									

Legend:	D Disqualification	DG Direct Goal	DR Disqualification with Report	GG Golden Goal
No. Players Number	Off. Official	P Goal Points	SUS Suspension	
TO Team Timeout				



Results

Match W20
Turkey 0 vs 2 Venezuela
REFEREES:

 Alderazi Hani (BRN)
 Shamsan Hasan (BRN)

1st Period: 13 - 20
2nd Period: 14 - 18
TUR - Turkey

Headcoach: AYAR Kadir

Team time outs: 2

No.	Name	Total				Goals / Shots							Punishments			
		Points	Goals	Shots	%	1-Pt All	1-Pt Spin	Spin	In-flight	Specialist	Direct Goal	P6m	SUS	D	DR	
1	YILMAZ Dilek															
5	YIGIT Serap	3	2	8	25	1 / 1		1 / 7								
7	TURKYILMAZ Beyzanur	8	4	5	80			3 / 4				1 / 1				
8	KILIC Eda Nur	4	2	7	29					2 / 7						
11	DALKIC Elif															
12	KARADEMIR Sude															
14	COSKUNSU Ceyhan		0	2	0						0 / 2					
15	KARACAM Beyza	2	1	3	33					1 / 3			1			
16	SORMAZ Aysenur	10	5	8	63					5 / 8						
Totals		27	14	33	42	1 / 1		4 / 11		8 / 18	0 / 2	1 / 1	1			

No.	Goalkeeper	Total			Saves / Shots							
		Saves	Shots	%	1-Pt All	1-Pt Spin	Spin	In-flight	Specialist	Direct Goal	P6m	
12	KARADEMIR Sude	0	2	0			0 / 1	0 / 1				
14	COSKUNSU Ceyhan	4	21	19			0 / 2	3 / 12	1 / 6		0 / 1	
Totals		4	23	17			0 / 3	3 / 13	1 / 6		0 / 1	

VEN - Venezuela

Headcoach: SANCHEZ Octavio

No.	Name	Total				Goals / Shots							Punishments			
		Points	Goals	Shots	%	1-Pt All	1-Pt Spin	Spin	In-flight	Specialist	Direct Goal	P6m	SUS	D	DR	
2	SUAREZ Miraidy															
5	REOLON Lilesky	6	3	5	60			2 / 2	1 / 3							
7	MEDINA Wisleidy	8	4	5	80				4 / 5							
9	CORDERO Milena	6	3	5	60					3 / 5						
11	PARRA Paola															
12	SOLAR Risandry	4	2	3	67					2 / 2	0 / 1					
14	TOVAR Milangela	4	2	2	100				1 / 1			1 / 1				
15	AGUILAR Iskari	10	5	6	83			1 / 1	4 / 5							
16	OJEDA Emilis															
Totals		38	19	26	73			3 / 3	10 / 14	5 / 7	0 / 1	1 / 1				

No.	Goalkeeper	Total			Saves / Shots							
		Saves	Shots	%	1-Pt All	1-Pt Spin	Spin	In-flight	Specialist	Direct Goal	P6m	
16	OJEDA Emilis	7	21	33	0 / 1		1 / 5		6 / 14		0 / 1	
Totals		7	21	33	0 / 1		1 / 5		6 / 14		0 / 1	

Team Comparison

	1st Period				2nd Period			
	Turkey		Venezuela		Turkey		Venezuela	
	Goals/Shots	%	Goals/Shots	%	Goals/Shots	%	Goals/Shots	%
In-flight Shots			5 / 7	71			5 / 7	71
Spin Shots	2 / 6	33			2 / 5	40	3 / 3	100
Specialist Shots	3 / 8	38	4 / 5	80	5 / 10	50	1 / 2	50
1-Point Shots	1 / 1	100						
Direct Goal Shots	0 / 1	0	0 / 1	0	0 / 1	0		
6-meter Shots	1 / 1	100	1 / 1	100				
1-Point Spin Shots								



Results

Turkey 0 vs 2 Venezuela

REFEREES:

Alderazi Hani (BRN)
Shamsan Hasan (BRN)

1st Period: 13 - 20
2nd Period: 14 - 18

Running Score

TUR - VEN

1st Period

0 : 2 CORDERO M.
0 : 4 MEDINA W.
YIGIT S. 2 : 4
2 : 6 TOVAR M.
YIGIT S. 3 : 6
3 : 8 MEDINA W.
3 : 10 MEDINA W.
TURKYILMAZ B. 5 : 10
5 : 12 MEDINA W.
KARACAM B. 7 : 12
7 : 14 CORDERO M.
7 : 16 TOVAR M.
7 : 18 CORDERO M.
SORMAZ A. 9 : 18
TURKYILMAZ B. 11 : 18
11 : 20 SOLAR R.
SORMAZ A. 13 : 20

2nd Period

0 : 2 AGUILAR I.
SORMAZ A. 2 : 2
KILIC E. 4 : 2
4 : 4 AGUILAR I.
4 : 6 REOLON L.
4 : 8 SOLAR R.
TURKYILMAZ B. 6 : 8
6 : 10 AGUILAR I.
KILIC E. 8 : 10
SORMAZ A. 10 : 10
10 : 12 AGUILAR I.
TURKYILMAZ B. 12 : 12
12 : 14 AGUILAR I.
12 : 16 REOLON L.
12 : 18 REOLON L.
SORMAZ A. 14 : 18

TUR - Turkey

No.	Name	Technical skills					
		Assists	Steals	Blocked Shots	Received 6m Fouls	Penalty Fouls	Turnovers
1	YILMAZ Dilek	2					
5	YIGIT Serap	1					
7	TURKYILMAZ Beyzanur	4				1	1
8	KILIC Eda Nur	1					1
11	DALKIC Elif	1					
12	KARADEMIR Sude						1
14	COSKUNSU Ceyhan						
15	KARACAM Beyza						
16	SORMAZ Aysenur	1			1		
Team							
Totals		10			1	1	3

VEN - Venezuela

No.	Name	Technical skills					
		Assists	Steals	Blocked Shots	Received 6m Fouls	Penalty Fouls	Turnovers
2	SUAREZ Miraidy	1		2			
5	REOLON Lilesky	6			1		1
7	MEDINA Wisleidy	1					1
9	CORDERO Milena	2		1			1
11	PARRA Paola						
12	SOLAR Risandry						1
14	TOVAR Milangela			3		1	1
15	AGUILAR Iskari	1					
16	OJEDA Emilis						
Team							
Totals		11		6	1	1	5

Legend:

% Efficiency
DR Disqualifications with Report
SUS Suspension
1-Pt No. 1-Point-Shots Uniform Number
1-Pt Spin P6m 1-Point-Spinshots 6m Penalty Shots
D Spin Disqualifications Spinshots

MATCH AND REFEREES REPORT

BEACH HANDBALL

<input checked="" type="checkbox"/>	Youth Olympics
<input type="checkbox"/>	WCh
<input type="checkbox"/>	Int. Match

<input type="checkbox"/>	Qual.Match
<input type="checkbox"/>	Qual. Tournament
<input checked="" type="checkbox"/>	Final tournament

<input type="checkbox"/>	Men
<input type="checkbox"/>	Men's J
<input type="checkbox"/>	Men's Y

<input checked="" type="checkbox"/>	Women
<input type="checkbox"/>	Women's J
<input type="checkbox"/>	Women's Y

Matchnumber

W21

A / Home Team

B / Away Team

Final Result

Paraguay				Argentina			
Place	Court No.	Date	Time	Spectators	TV	Report follows	
Buenos Aires	Central	08/10/2018	14:30			NO	

0 : 2

No.	Team A	P	SUS	SUS	D	DR
6	GUEYRAUD ROBLEDO Alice Naomi					
7	MIRANDA Veronica	4				
8	VILLALBA Guadalupe					
9	BRITEZ Alma					
10	GAONA Andrea	4				
11	FRANCO Tatiana		17:06			
12	SANCHEZ Jeanine					
13	LEIVA Darlene					
15	UGARRIZA D ANATRO Sofia	8	16:35			
A	VELOSO Jose					
B						
C						
D						
Sig. Off.		TTO	3:55		6:17	

No.	Team B	P	SUS	SUS	D	DR
2	BALSAS Lucila	6				
3	BENEDETTI GORGA Caterina	9				
5	CORIMBERTO Fiorella	3				
7	AIZEN Belen	4				
9	PONCE Carolina	6				
10	TURNES Zoe	2				
13	BONOMI Gisella	7				
15	RIADIGOS Jimena					
16	SOTO Rosario					
A	BRUNATI Leticia					
B	FERRARO Sebastian					
C	SANZ Gustavo Andres					
D						
Sig. Off.		TTO				

Referees	NOC	Signature
1	CARDONE L.	ITA
2	MANUELE S.	ITA

Technical Delegates	NOC	Signature
A	KAVCIC M.	SLO
B	SABOVIK I.	SVK

1st Period					
A	P	B	A	P	B
	1			23	
15	2	13		24	
	3	13		25	
10	4			26	
	5	5		27	
7	6			28	
	7	9		29	
10	8			30	
	9	9		31	
15	10			32	
	11	3		33	
	12	5		34	
	13	3		35	
	14			36	
	15	13		37	
	16			38	
	17	2		39	
	18			40	
	19			41	
	20			42	
	21			43	
	22			44	

2nd Period					
A	P	B	A	P	B
	1			23	
7	2	13		24	
	3			25	
15	4	3		26	
	5			27	
15	6	9		28	
	7			29	
	8	7		30	
	9			31	
	10	2		32	
	11			33	
	12	3		34	
	13			35	
	14	7		36	
	15			37	
	16	3		38	
	17			39	
	18	2		40	
	19			41	
	20	10		42	
	21			43	
	22			44	

1st Period	10 - 17	2nd Period	6 - 20
Result	0 - 1	Result	0 - 1
"Shoot-out"		Shootout	
		Result	

Team A

N									
DG									
P									

Team B

N									
DG									
P									

Legend:
D Disqualification **DG** Direct Goal Official **DR** Disqualification with Report **GG** Golden Goal
No. Players Number **Off.** Official **P** Goal Points **SUS** Suspension
TO Team Timeout



Results

Match W21
Paraguay 0 vs 2 Argentina
REFEREES:

 Cardone Luciano (ITA)
 Manuele Sebastiano (ITA)

1st Period: 10 - 17
2nd Period: 6 - 20
PAR - Paraguay

Headcoach: VELOSO Jose

Team time outs: 2

No.	Name	Total				Goals / Shots							Punishments			
		Points	Goals	Shots	%	1-Pt All	1-Pt Spin	Spin	In-flight	Specialist	Direct Goal	P6m	SUS	D	DR	
6	GUEYRAUD ROBLEDO Alice Naomi															
7	MIRANDA Veronica	4	2	3	67	0 / 1				2 / 2						
8	VILLALBA Guadalupe															
9	BRITZ Alma		0	3	0			0 / 2				0 / 1				
10	GAONA Andrea	4	2	2	100				2 / 2							
11	FRANCO Tatiana		0	1	0			0 / 1						1		
12	SANCHEZ Jeanine		0	1	0						0 / 1					
13	LEIVA Darlene															
15	UGARRIZA D ANATRO Sofia	8	4	9	44			3 / 6	1 / 2			0 / 1	1			
Totals		16	8	19	42	0 / 1		3 / 9	3 / 4	2 / 2	0 / 1	0 / 2	2			

No.	Goalkeeper	Total			Saves / Shots						
		Saves	Shots	%	1-Pt All	1-Pt Spin	Spin	In-flight	Specialist	Direct Goal	P6m
12	SANCHEZ Jeanine	4	24	17	0 / 3	0 / 1	0 / 4	3 / 11	1 / 6		
Totals		4	24	17	0 / 3	0 / 1	0 / 4	3 / 11	1 / 6		

ARG - Argentina

Headcoach: BRUNATI Leticia

No.	Name	Total				Goals / Shots							Punishments			
		Points	Goals	Shots	%	1-Pt All	1-Pt Spin	Spin	In-flight	Specialist	Direct Goal	P6m	SUS	D	DR	
2	BALSAS Lucila	6	3	4	75			3 / 3		0 / 1						
3	BENEDETTI GORGA Caterina	9	5	6	83	1 / 1			2 / 3	2 / 2						
5	CORIMBERTO Fiorella	3	2	3	67	1 / 1	1 / 1		1 / 2							
7	AIZEN Belen	4	2	2	100				2 / 2							
9	PONCE Carolina	6	3	4	75					3 / 4						
10	TURNES Zoe	2	1	1	100			1 / 1								
13	BONOMI Gisella	7	4	6	67	1 / 1			3 / 5							
15	RIADIGOS Jimena															
16	SOTO Rosario															
Totals		37	20	26	77	3 / 3	1 / 1	4 / 4	8 / 12	5 / 7						

No.	Goalkeeper	Total			Saves / Shots						
		Saves	Shots	%	1-Pt All	1-Pt Spin	Spin	In-flight	Specialist	Direct Goal	P6m
16	SOTO Rosario	4	12	33			2 / 5	0 / 3	0 / 2	1 / 1	1 / 1
Totals		4	12	33			2 / 5	0 / 3	0 / 2	1 / 1	1 / 1

Team Comparison

	1st Period				2nd Period			
	Paraguay		Argentina		Paraguay		Argentina	
	Goals/Shots	%	Goals/Shots	%	Goals/Shots	%	Goals/Shots	%
In-flight Shots	2 / 3	67	4 / 5	80	1 / 1	100	4 / 7	57
Spin Shots	2 / 5	40	1 / 1	100	1 / 4	25	3 / 3	100
Specialist Shots	1 / 1	100	2 / 3	67	1 / 1	100	3 / 4	75
1-Point Shots			3 / 3	100	0 / 1	0		
Direct Goal Shots					0 / 1	0		
6-meter Shots	0 / 1	0			0 / 1	0		
1-Point Spin Shots			1 / 1	100				



Results

Paraguay 0 vs 2 Argentina

REFEREES:

Cardone Luciano (ITA)
Manuele Sebastiano (ITA)

1st Period: 10 - 17
2nd Period: 6 - 20

PAR - Paraguay

No.	Name	Technical skills					
		Assists	Steals	Blocked Shots	Received 6m Fouls	Penalty Fouls	Turnovers
6	GUEYRAUD ROBLEDO Alice Naomi						
7	MIRANDA Veronica	1					1
8	VILLALBA Guadalupe						
9	BRITEZ Alma	1					3
10	GAONA Andrea	1					2
11	FRANCO Tatiana						1
12	SANCHEZ Jeanine						
13	LEIVA Darlene				1		1
15	UGARRIZA D ANATRO Sofia	1			1		
Team							
Totals		4			2		8

Running Score

PAR - ARG

1st Period

0 : 2	BONOMI G.
2 : 2	UGARRIZA D ANATRO S.
2 : 3	BONOMI G.
2 : 5	CORIMBERTO F.
4 : 5	GAONA A.
4 : 7	PONCE C.
4 : 9	PONCE C.
6 : 9	MIRANDA V.
6 : 11	BENEDETTI GORGA C.
8 : 11	GAONA A.
8 : 12	CORIMBERTO F.
8 : 13	BENEDETTI GORGA C.
8 : 15	BONOMI G.
10 : 15	UGARRIZA D ANATRO S.
10 : 17	BALSAS L.

ARG - Argentina

No.	Name	Technical skills					
		Assists	Steals	Blocked Shots	Received 6m Fouls	Penalty Fouls	Turnovers
2	BALSAS Lucila	2					
3	BENEDETTI GORGA Caterina						1
5	CORIMBERTO Fiorella	1					
7	AIZEN Belen	2					
9	PONCE Carolina						
10	TURNES Zoe			2		2	
13	BONOMI Gisella						1
15	RIADIGOS Jimena						
16	SOTO Rosario						
Team							
Totals		5		2		2	2

2nd Period

0 : 2	BONOMI G.
2 : 2	MIRANDA V.
2 : 4	BENEDETTI GORGA C.
2 : 6	PONCE C.
4 : 6	UGARRIZA D ANATRO S.
4 : 8	AIZEN B.
4 : 10	BALSAS L.
6 : 10	UGARRIZA D ANATRO S.
6 : 12	BENEDETTI GORGA C.
6 : 14	AIZEN B.
6 : 16	BENEDETTI GORGA C.
6 : 18	BALSAS L.
6 : 20	TURNES Z.

Legend:

%	Efficiency	1-Pt	1-Point-Shots	1-Pt Spin	1-Point-Spinshots	D	Disqualifications
DR	Disqualifications with Report	No.	Uniform Number	P6m	6m Penalty Shots	Spin	Spinshots
SUS	Suspension						

MATCH AND REFEREES REPORT

BEACH HANDBALL

<input checked="" type="checkbox"/>	Youth Olympics
<input type="checkbox"/>	WCh
<input type="checkbox"/>	Int. Match

<input type="checkbox"/>	Qual.Match
<input type="checkbox"/>	Qual. Tournament
<input checked="" type="checkbox"/>	Final tournament

<input type="checkbox"/>	Men
<input type="checkbox"/>	Men's J
<input type="checkbox"/>	Men's Y

<input checked="" type="checkbox"/>	Women
<input type="checkbox"/>	Women's J
<input type="checkbox"/>	Women's Y

Matchnumber

W22

A / Home Team

B / Away Team

Final Result

Argentina			Venezuela			
Place	Court No.	Date	Time	Spectators	TV	Report follows
Buenos Aires	Central	09/10/2018	12:30			NO

2 : 0

No.	Team A	P	SUS	SUS	D	DR
2	BALSAS Lucila	4				
3	BENEDETTI GORGA Caterina	14				
5	CORIMBERTO Fiorella	5				
7	AIZEN Belen	2				
9	PONCE Carolina	2				
10	TURNES Zoe	2				
13	BONOMI Gisella	8				
15	RIADIGOS Jimena					
16	SOTO Rosario					
A	BRUNATI Leticia					
B	FERRARO Sebastian					
C	SANZ Gustavo Andres					
D						
Sig. Off.	TTO					

No.	Team B	P	SUS	SUS	D	DR
2	SUAREZ Miraidy					
5	REOLON Lilesky	12	18:45			
7	MEDINA Wisleidy	6				
9	CORDERO Milena					
11	PARRA Paola					
12	SOLAR Risandry	2				
14	TOVAR Milangela	6				
15	AGUILAR Iskari	2				
16	OJEDA Emilis					
A	SANCHEZ Octavio					
B	MAMO Ghassan					
C						
D						
Sig. Off.	TTO				9:01	

Referees	NOC	Signature
1	ASSIS F.	BRA
2	DOS SANTOS S.	BRA

Technical Delegates	NOC	Signature
A	SABOVIK I.	SVK
B	CARDONE C.	ITA

1st Period					
A	P	B	A	P	B
	1			23	
3	2	5		24	
	3			25	
13	4	5		26	
	5			27	
3	6	7		28	
	7			29	
3	8	14		30	
	9			31	
3	10	5		32	
	11			33	
13	12	5		34	
	13			35	
5	14	5		36	
	15			37	
9	16			38	
3	17			39	
	18			40	
	19			41	
	20			42	
	21			43	
	22			44	

2nd Period					
A	P	B	A	P	B
	1			23	
5	2	7		24	
	3			25	
13	4	5		26	
	5			27	
2	6	14		28	
	7			29	
3	8	15		30	
	9			31	
13	10	7		32	
	11			33	
3	12	12		34	
	13			35	
2	14	14		36	
	15			37	
7	16			38	
	17			39	
10	18			40	
3	19			41	
5	20			42	
	21			43	
	22			44	

1st Period	17 - 14	2nd Period	20 - 14
Result	1 - 0	Result	1 - 0
"Shoot-out"		Shootout	
		Result	

Team A

N									
DG									
P									

Team B

N									
DG									
P									

Legend:
D Disqualification **DG** Direct Goal **DR** Disqualification with Report **GG** Golden Goal
No. Players Number **Off.** Official **P** Goal Points **SUS** Suspension
TO Team Timeout



Results

Match W22
Argentina 2 vs 0 Venezuela
REFEREES:

 Assis Flavio (BRA)
 dos Santos Sidiney (BRA)

1st Period: 17 - 14
2nd Period: 20 - 14
ARG - Argentina

Headcoach: BRUNATI Leticia

No.	Name	Total				Goals / Shots							Punishments		
		Points	Goals	Shots	%	1-Pt All	1-Pt Spin	Spin	In-flight	Specialist	Direct Goal	P6m	SUS	D	DR
2	BALSAS Lucila	4	2	4	50			1 / 2		1 / 2					
3	BENEDETTI GORGA Caterina	14	8	11	73	2 / 2		1 / 1	5 / 7	0 / 1					
5	CORIMBERTO Fiorella	5	3	5	60	1 / 2			2 / 3						
7	AIZEN Belen	2	1	1	100				1 / 1						
9	PONCE Carolina	2	1	1	100					1 / 1					
10	TURNES Zoe	2	1	1	100			1 / 1							
13	BONOMI Gisella	8	4	5	80			1 / 1	3 / 4						
15	RIADIGOS Jimena														
16	SOTO Rosario														
Totals		37	20	28	71	3 / 4		4 / 5	11 / 15	2 / 4					

No.	Goalkeeper	Total			Saves / Shots						
		Saves	Shots	%	1-Pt All	1-Pt Spin	Spin	In-flight	Specialist	Direct Goal	P6m
16	SOTO Rosario	7	21	33			5 / 11	2 / 7	0 / 1		0 / 2
Totals		7	21	33			5 / 11	2 / 7	0 / 1		0 / 2

VEN - Venezuela

Headcoach: SANCHEZ Octavio

Team time outs: 1

No.	Name	Total				Goals / Shots							Punishments		
		Points	Goals	Shots	%	1-Pt All	1-Pt Spin	Spin	In-flight	Specialist	Direct Goal	P6m	SUS	D	DR
2	SUAREZ Miraidy														
5	REOLON Lilesky	12	6	10	60			5 / 9	1 / 1				1		
7	MEDINA Wisleidy	6	3	3	100				3 / 3						
9	CORDERO Milena														
11	PARRA Paola														
12	SOLAR Risandry	2	1	2	50					1 / 2					
14	TOVAR Milangela	6	3	7	43			1 / 2	0 / 2	0 / 1		2 / 2			
15	AGUILAR Iskari	2	1	1	100				1 / 1						
16	OJEDA Emilis														
Totals		28	14	23	61			6 / 11	5 / 7	1 / 3		2 / 2	1		

No.	Goalkeeper	Total			Saves / Shots						
		Saves	Shots	%	1-Pt All	1-Pt Spin	Spin	In-flight	Specialist	Direct Goal	P6m
16	OJEDA Emilis	6	26	23	1 / 4		0 / 4	4 / 15	1 / 3		
Totals		6	26	23	1 / 4		0 / 4	4 / 15	1 / 3		

Team Comparison

	1st Period				2nd Period			
	Argentina		Venezuela		Argentina		Venezuela	
	Goals/Shots	%	Goals/Shots	%	Goals/Shots	%	Goals/Shots	%
In-flight Shots	7 / 9	78	2 / 3	67	4 / 6	67	3 / 4	75
Spin Shots			4 / 8	50	4 / 5	80	2 / 3	67
Specialist Shots	1 / 2	50			1 / 2	50	1 / 3	33
1-Point Shots	1 / 2	50			2 / 2	100		
Direct Goal Shots								
6-meter Shots			1 / 1	100			1 / 1	100
1-Point Spin Shots								



TUE 9 OCT 2018
Start Time: 12:30

Preliminary Round Group B

Results

Argentina 2 vs 0 Venezuela

REFEREES:

Assis Flavio (BRA)
dos Santos Sidiney (BRA)

1st Period: 17 - 14
2nd Period: 20 - 14

Running Score

ARG - VEN

ARG - Argentina

No.	Name	Technical skills					
		Assists	Steals	Blocked Shots	Received 6m Fouls	Penalty Fouls	Turnovers
2	BALSAS Lucila	1					
3	BENEDETTI GORGA Caterina						
5	CORIMBERTO Fiorella	2	1	1			1
7	AIZEN Belen	2					
9	PONCE Carolina	1					1
10	TURNES Zoe		1			2	
13	BONOMI Gisella						1
15	RIADIGOS Jimena						
16	SOTO Rosario						
Team							
Totals		6	2	1		2	3

1st Period

0 : 2 REOLON L.
BENEDETTI GORGA C. 2 : 2
2 : 4 REOLON L.
BONOMI G. 4 : 4
4 : 6 MEDINA W.
BENEDETTI GORGA C. 6 : 6
BENEDETTI GORGA C. 8 : 6
BENEDETTI GORGA C. 10 : 6
10 : 8 TOVAR M.
BONOMI G. 12 : 8
12 : 10 REOLON L.
12 : 12 REOLON L.
12 : 14 REOLON L.
CORIMBERTO F. 14 : 14
PONCE C. 16 : 14
BENEDETTI GORGA C. 17 : 14

VEN - Venezuela

No.	Name	Technical skills					
		Assists	Steals	Blocked Shots	Received 6m Fouls	Penalty Fouls	Turnovers
2	SUAREZ Miraidy						
5	REOLON Lilesky	2	1				3
7	MEDINA Wisleidy	1			1		1
9	CORDERO Milena						2
11	PARRA Paola						
12	SOLAR Risandry						
14	TOVAR Milangela	2		1	1		2
15	AGUILAR Iskari						1
16	OJEDA Emilis						
Team							2
Totals		5	1	1	2		11

2nd Period

0 : 2 MEDINA W.
CORIMBERTO F. 2 : 2
BONOMI G. 4 : 2
BALSAS L. 6 : 2
6 : 4 REOLON L.
6 : 6 TOVAR M.
BENEDETTI GORGA C. 8 : 6
BONOMI G. 10 : 6
10 : 8 AGUILAR I.
10 : 10 MEDINA W.
BENEDETTI GORGA C. 12 : 10
12 : 12 SOLAR R.
BALSAS L. 14 : 12
AIZEN B. 16 : 12
TURNES Z. 18 : 12
18 : 14 TOVAR M.
BENEDETTI GORGA C. 19 : 14
CORIMBERTO F. 20 : 14

Legend:							
%	Efficiency	1-Pt	1-Point-Shots	1-Pt Spin	1-Point-Spinshots	D	Disqualifications
DR	Disqualifications with Report	No.	Uniform Number	P6m	6m Penalty Shots	Spin	Spinshots
SUS	Suspension						

MATCH AND REFEREES REPORT

BEACH HANDBALL

<input checked="" type="checkbox"/>	Youth Olympics
<input type="checkbox"/>	WCh
<input type="checkbox"/>	Int. Match

<input type="checkbox"/>	Qual.Match
<input type="checkbox"/>	Qual. Tournament
<input checked="" type="checkbox"/>	Final tournament

<input type="checkbox"/>	Men
<input type="checkbox"/>	Men's J
<input type="checkbox"/>	Men's Y

<input checked="" type="checkbox"/>	Women
<input type="checkbox"/>	Women's J
<input type="checkbox"/>	Women's Y

Matchnumber

W23

A / Home Team

B / Away Team

Final Result

Paraguay			Hong Kong, China			
Place	Court No.	Date	Time	Spectators	TV	Report follows
Buenos Aires	2	09/10/2018	12:30			NO

2 : 0

No.	Team A	P	SUS	SUS	D	DR
6	GUEYRAUD ROBLEDO Alice Naomi		1:19			
7	MIRANDA Veronica	4				
8	VILLALBA Guadalupe					
9	BRITEZ Alma	12				
10	GAONA Andrea	6	12:17	19:47	19:47	
11	FRANCO Tatiana	7				
12	SANCHEZ Jeanine					
13	LEIVA Darlene	2				
15	UGARRIZA D ANATRO Sofia					
A	VELOSO Jose					
B						
C						
D						
Sig. Off.		TTO	9:13			

No.	Team B	P	SUS	SUS	D	DR
1	MAN Cheuk Lam					
2	KWOK Tsztung					
3	YOK Tsz Tung		13:19			
4	SO Hoi Kiu	1				
5	HUNG Sin Yu		4:19			
6	CHONG Sze Ki	6				
7	LI Lok Yee	7				
8	CHO Hoi Ching	5				
9	HUI Ching Lam					
A	YEUNG Hoi Cheung					
B	LAM Wai Yu					
C						
D						
Sig. Off.		TTO			7:42	

Referees	NOC	Signature
1	VIDOVIC T.	CRO
2	VISNJIC N.	CRO

Technical Delegates	NOC	Signature
A	HEIM A.	HUN
B	CABRILLANA M.	ARG

1st Period					
A	P	B	A	P	B
	1			23	
7	2	7		24	
	3			25	
9	4	7		26	
	5			27	
11	6	8		28	
	7	8		29	
10	8			30	
	9	8		31	
11	10			32	
	11			33	
10	12			34	
9	13			35	
	14			36	
	15			37	
	16			38	
	17			39	
	18			40	
	19			41	
	20			42	
	21			43	
	22			44	

2nd Period					
A	P	B	A	P	B
	1			23	
9	2	6		24	
	3	4		25	
7	4			26	
	5	6		27	
9	6	7		28	
	7			29	
13	8	6		30	
	9			31	
11	10	7		32	
	11			33	
10	12			34	
9	13			35	
	14			36	
9	15			37	
	16			38	
9	17			39	
11	18			40	
	19			41	
	20			42	
	21			43	
	22			44	

1st Period	13 - 9	2nd Period	18 - 10
Result	1 - 0	Result	1 - 0
"Shoot-out"		Shootout	
		Result	

Team A

N									
DG									
P									

Team B

N									
DG									
P									

Legend:
D Disqualification **DG** Direct Goal
No. Disqualification with Report **DR** Disqualification with Report
TO Team Timeout **P** Goal Points **GG** Golden Goal
Off. Official **SUS** Suspension



Results

Match W23
Paraguay 2 vs 0 Hong Kong, China
REFEREES:

 Vidovic Tea (CRO)
 Visnjic Natasa (CRO)

1st Period: 13 - 9
2nd Period: 18 - 10
PAR - Paraguay

Headcoach: VELOSO Jose

Team time outs: 1

No.	Name	Total				Goals / Shots							Punishments		
		Points	Goals	Shots	%	1-Pt All	1-Pt Spin	Spin	In-flight	Specialist	Direct Goal	P6m	SUS	D	DR
6	GUEYRAUD ROBLEDO Alice Naomi												1		
7	MIRANDA Veronica	4	2	2	100					2 / 2					
8	VILLALBA Guadalupe														
9	BRITZ Alma	12	7	9	78	2 / 2		3 / 4				2 / 3			
10	GAONA Andrea	6	3	5	60			2 / 4				1 / 1	2	1	
11	FRANCO Tatiana	7	4	7	57	1 / 1		1 / 1	2 / 5						
12	SANCHEZ Jeanine														
13	LEIVA Darlene	2	1	1	100					1 / 1					
15	UGARRIZA D ANATRO Sofia														
Totals		31	17	24	71	3 / 3		6 / 9	2 / 5	3 / 3		3 / 4	3	1	

No.	Goalkeeper	Total			Saves / Shots							
		Saves	Shots	%	1-Pt All	1-Pt Spin	Spin	In-flight	Specialist	Direct Goal	P6m	
12	SANCHEZ Jeanine	3	14	21	0 / 3					2 / 7	1 / 1	0 / 3
Totals		3	14	21	0 / 3					2 / 7	1 / 1	0 / 3

HKG - Hong Kong, China

Headcoach: LAM Wai Yu

Team time outs: 1

No.	Name	Total				Goals / Shots							Punishments		
		Points	Goals	Shots	%	1-Pt All	1-Pt Spin	Spin	In-flight	Specialist	Direct Goal	P6m	SUS	D	DR
1	MAN Cheuk Lam		0	1	0						0 / 1				
2	KWOK Tsztung														
3	YOK Tsz Tung												1		
4	SO Hoi Kiu	1	1	1	100	1 / 1									
5	HUNG Sin Yu		0	1	0	0 / 1							1		
6	CHONG Sze Ki	6	3	4	75					3 / 4					
7	LI Lok Yee	7	4	4	100	1 / 1						3 / 3			
8	CHO Hoi Ching	5	3	4	75	1 / 1				2 / 3					
9	HUI Ching Lam		0	3	0			0 / 2		0 / 1					
Totals		19	11	18	61	3 / 4		0 / 2		5 / 8	0 / 1	3 / 3	2		

No.	Goalkeeper	Total			Saves / Shots							
		Saves	Shots	%	1-Pt All	1-Pt Spin	Spin	In-flight	Specialist	Direct Goal	P6m	
1	MAN Cheuk Lam	4	21	19	0 / 3			2 / 8	2 / 4	0 / 3		0 / 3
Totals		4	21	19	0 / 3			2 / 8	2 / 4	0 / 3		0 / 3

Team Comparison

	1st Period				2nd Period			
	Paraguay		Hong Kong, China		Paraguay		Hong Kong, China	
	Goals/Shots	%	Goals/Shots	%	Goals/Shots	%	Goals/Shots	%
In-flight Shots	2 / 4	50			0 / 1	0		
Spin Shots	3 / 4	75	0 / 2	0	3 / 5	60		
Specialist Shots	1 / 1	100	2 / 4	50	2 / 2	100	3 / 4	75
1-Point Shots	1 / 1	100	1 / 1	100	2 / 2	100	2 / 3	67
Direct Goal Shots							0 / 1	0
6-meter Shots			2 / 2	100	3 / 4	75	1 / 1	100
1-Point Spin Shots								



Results

Paraguay 2 vs 0 Hong Kong, China

REFEREES:

Vidovic Tea (CRO)
Visnjic Natasa (CRO)

1st Period: 13 - 9
2nd Period: 18 - 10

Running Score

PAR - HKG

1st Period

0 : 2 LI L.
MIRANDA V. 2 : 2
BRITZ A. 4 : 2
4 : 4 LI L.
FRANCO T. 6 : 4
6 : 6 CHO H.
GAONA A. 8 : 6
FRANCO T. 10 : 6
10 : 7 CHO H.
GAONA A. 12 : 7
12 : 9 CHO H.
BRITZ A. 13 : 9

2nd Period

BRITZ A. 2 : 0
2 : 2 CHONG S.
MIRANDA V. 4 : 2
4 : 3 SO H.
4 : 5 CHONG S.
BRITZ A. 6 : 5
LEIVA D. 8 : 5
FRANCO T. 10 : 5
GAONA A. 12 : 5
BRITZ A. 13 : 5
13 : 6 LI L.
BRITZ A. 15 : 6
BRITZ A. 17 : 6
17 : 8 CHONG S.
17 : 10 LI L.
FRANCO T. 18 : 10

PAR - Paraguay

No.	Name	Technical skills					
		Assists	Steals	Blocked Shots	Received 6m Fouls	Penalty Fouls	Turnovers
6	GUEYRAUD ROBLEDO Alice Naomi					1	
7	MIRANDA Veronica						1
8	VILLALBA Guadalupe		3	1			
9	BRITZ Alma		1	2	2		4
10	GAONA Andrea	3				2	
11	FRANCO Tatiana	3			2		4
12	SANCHEZ Jeanine						
13	LEIVA Darlene	1					1
15	UGARRIZA D ANATRO Sofia						
Team							
Totals		7	4	3	4	3	10

HKG - Hong Kong, China

No.	Name	Technical skills					
		Assists	Steals	Blocked Shots	Received 6m Fouls	Penalty Fouls	Turnovers
1	MAN Cheuk Lam						
2	KWOK Tsztung						
3	YOK Tsz Tung	1			1	2	
4	SO Hoi Kiu						
5	HUNG Sin Yu	3			1	2	
6	CHONG Sze Ki	1			1		1
7	LI Lok Yee	2					6
8	CHO Hoi Ching	1					5
9	HUI Ching Lam						3
Team							
Totals		8			3	4	15

Legend:

% Efficiency
DR Disqualifications with Report
SUS Suspension
1-Pt No. 1-Point-Shots Uniform Number
1-Pt Spin P6m 1-Point-Spinshots 6m Penalty Shots
D Spin Disqualifications Spinshots

MATCH AND REFEREES REPORT

BEACH HANDBALL

<input checked="" type="checkbox"/>	Youth Olympics
<input type="checkbox"/>	WCh
<input type="checkbox"/>	Int. Match

<input type="checkbox"/>	Qual.Match
<input type="checkbox"/>	Qual. Tournament
<input checked="" type="checkbox"/>	Final tournament

<input type="checkbox"/>	Men
<input type="checkbox"/>	Men's J
<input type="checkbox"/>	Men's Y

<input checked="" type="checkbox"/>	Women
<input type="checkbox"/>	Women's J
<input type="checkbox"/>	Women's Y

Matchnumber

W24

A / Home Team

B / Away Team

Final Result

Netherlands			Turkey			
Place	Court No.	Date	Time	Spectators	TV	Report follows
Buenos Aires	3	09/10/2018	12:30			NO

2 : 0

No.	Team A	P	SUS	SUS	D	DR
5	van EDE Marit	6				
6	CRAJE Marit	4				
7	van der MEIJ Amber	9				
8	van der LINDEN Lieke					
9	BUTER Anna	4				
10	KLESSER Lynn	8				
12	van GIERSBERGEN Zoe					
18	METZ Nyah	5				
23	BAKKER Lisanne	2				
A	MULDER Harald Hein					
B	ter HORST Serge					
C						
D						
Sig. Off.		TTO				

No.	Team B	P	SUS	SUS	D	DR
1	YILMAZ Dilek					
5	YIGIT Serap	6				
7	TURKYILMAZ Beyzanur	1	10:15			
8	KILIC Eda Nur	8				
11	DALKIC Elif					
12	KARADEMIR Sude					
14	COSKUNSU Ceyhan					
15	KARACAM Beyza		6:04	8:14	8:14	
16	SORMAZ Aysenur	6	13:25			
A	AYAR Kadir					
B	DAYAT Senar					
C						
D						
Sig. Off.		TTO	6:40		7:08	

Referees	NOC	Signature
1 RUDINSKY M.	SVK	
2 MANDAK B.	SVK	

Technical Delegates	NOC	Signature
A BESLIJA E.	MNE	
B RODRIGUEZ G.	ARG	

1st Period					
A	P	B	A	P	B
	1			23	
5	2	16		24	
	3			25	
18	4	8		26	
	5			27	
23	6	16		28	
7	7			29	
	8	5		30	
7	9	7		31	
	10			32	
10	11			33	
	12			34	
7	13			35	
	14			36	
	15			37	
	16			38	
	17			39	
	18			40	
	19			41	
	20			42	
	21			43	
	22			44	

2nd Period					
A	P	B	A	P	B
	1		10	23	
6	2	8		24	
18	3		7	25	
	4	5		26	
9	5			27	
	6	16		28	
5	7			29	
	8	5		30	
7	9			31	
	10	8		32	
9	11			33	
	12	8		34	
5	13			35	
	14			36	
18	15			37	
	16			38	
6	17			39	
	18			40	
10	19			41	
	20			42	
10	21			43	
	22			44	

1st Period	13 - 9	2nd Period	25 - 12
Result	1 - 0	Result	1 - 0
"Shoot-out"		Shootout	
		Result	

Team A

N									
DG									
P									

Team B

N									
DG									
P									

Legend:
D Disqualification **DG** Direct Goal **DR** Disqualification with Report **GG** Golden Goal
No. Players Number **Off.** Official **P** Goal Points **SUS** Suspension
TO Team Timeout



Results

Match W24
Netherlands 2 vs 0 Turkey
REFEREES:

 Rudinsky Mario (SVK)
 Mandak Boris (SVK)

1st Period: 13 - 9
2nd Period: 25 - 12
NED - Netherlands

Headcoach: MULDER Harald Hein

No.	Name	Total				Goals / Shots							Punishments		
		Points	Goals	Shots	%	1-Pt All	1-Pt Spin	Spin	In-flight	Specialist	Direct Goal	P6m	SUS	D	DR
5	van EDE Marit	6	3	4	75			1 / 1		2 / 3					
6	CRAJE Marit	4	2	2	100					2 / 2					
7	van der MEIJ Amber	9	5	7	71	1 / 2		1 / 1	0 / 1			3 / 3			
8	van der LINDEN Lieke														
9	BUTER Anna	4	2	3	67			0 / 1	2 / 2						
10	KLESSER Lynn	8	4	6	67			2 / 2	2 / 4						
12	van GIESSBERGEN Zoe		0	4	0			0 / 4							
18	METZ Nyah	5	3	6	50	1 / 1		0 / 2	2 / 3						
23	BAKKER Lisanne	2	1	1	100						1 / 1				
Totals		38	20	33	61	2 / 3		4 / 11	6 / 10	4 / 5	1 / 1	3 / 3			

No.	Goalkeeper	Total			Saves / Shots						
		Saves	Shots	%	1-Pt All	1-Pt Spin	Spin	In-flight	Specialist	Direct Goal	P6m
8	van der LINDEN Lieke	4	9	44	0 / 1		4 / 7		0 / 1		
23	BAKKER Lisanne	2	8	25			2 / 5		0 / 3		
Totals		6	17	35	0 / 1		6 / 12		0 / 4		

TUR - Turkey

Headcoach: AYAR Kadir

Team time outs: 2

No.	Name	Total				Goals / Shots							Punishments		
		Points	Goals	Shots	%	1-Pt All	1-Pt Spin	Spin	In-flight	Specialist	Direct Goal	P6m	SUS	D	DR
1	YILMAZ Dilek														
5	YIGIT Serap	6	3	6	50			3 / 5	0 / 1						
7	TURKYILMAZ Beyzanur	1	1	5	20	1 / 1		0 / 4					1		
8	KILIC Eda Nur	8	4	5	80					4 / 5					
11	DALKIC Elif		0	2	0			0 / 2							
12	KARADEMIR Sude														
14	COSKUNSU Ceyhan														
15	KARACAM Beyza												2	1	
16	SORMAZ Aysenur	6	3	3	100			3 / 3					1		
Totals		21	11	21	52	1 / 1		6 / 14	0 / 1	4 / 5			4	1	

No.	Goalkeeper	Total			Saves / Shots						
		Saves	Shots	%	1-Pt All	1-Pt Spin	Spin	In-flight	Specialist	Direct Goal	P6m
12	KARADEMIR Sude	9	28	32	1 / 3		5 / 8	3 / 9	0 / 4	0 / 1	0 / 3
Totals		9	29	31	1 / 3		5 / 9	3 / 9	0 / 4	0 / 1	0 / 3

Team Comparison

	1st Period				2nd Period			
	Netherlands		Turkey		Netherlands		Turkey	
	Goals/Shots	%	Goals/Shots	%	Goals/Shots	%	Goals/Shots	%
In-flight Shots	2 / 6	33			4 / 4	100	0 / 1	0
Spin Shots	1 / 3	33	3 / 7	43	3 / 8	38	3 / 7	43
Specialist Shots			1 / 2	50	4 / 5	80	3 / 3	100
1-Point Shots	1 / 1	100	1 / 1	100	1 / 2	50		
Direct Goal Shots	1 / 1	100						
6-meter Shots	2 / 2	100			1 / 1	100		
1-Point Spin Shots								



Results

Netherlands 2 vs 0 Turkey

REFEREES:

Rudinsky Mario (SVK)
Mandak Boris (SVK)

1st Period: 13 - 9

2nd Period: 25 - 12

Running Score

NED - TUR

1st Period

VAN EDE M. **2 : 0**
METZ N. **4 : 0**
4 : 2 SORMAZ A.
4 : 4 KILIC E.
BAKKER L. **6 : 4**
6 : 6 SORMAZ A.
VAN DER MEIJ A. **7 : 6**
VAN DER MEIJ A. **9 : 6**
KLESSER L. **11 : 6**
11 : 8 YIGIT S.
VAN DER MEIJ A. **13 : 8**
13 : 9 TURKYILMAZ B.

2nd Period

CRAJE M. **2 : 0**
METZ N. **3 : 0**
BUTER A. **5 : 0**
5 : 2 KILIC E.
VAN EDE M. **7 : 2**
7 : 4 YIGIT S.
VAN DER MEIJ A. **9 : 4**
BUTER A. **11 : 4**
11 : 6 SORMAZ A.
VAN EDE M. **13 : 6**
METZ N. **15 : 6**
15 : 8 YIGIT S.
CRAJE M. **17 : 8**
KLESSER L. **19 : 8**
19 : 10 KILIC E.
KLESSER L. **21 : 10**
21 : 12 KILIC E.
KLESSER L. **23 : 12**
VAN DER MEIJ A. **25 : 12**

NED - Netherlands

No.	Name	Technical skills					
		Assists	Steals	Blocked Shots	Received 6m Fouls	Penalty Fouls	Turnovers
5	van EDE Marit	1					3
6	CRAJE Marit						1
7	van der MEIJ Amber	2	1	1	2		
8	van der LINDEN Lieke						
9	BUTER Anna	2	1	1			
10	KLESSER Lynn	2					1
12	van GIERSBERGEN Zoe	4					1
18	METZ Nyah	1			1		1
23	BAKKER Lisanne						
Team							
Totals		12	2	2	3		7

TUR - Turkey

No.	Name	Technical skills					
		Assists	Steals	Blocked Shots	Received 6m Fouls	Penalty Fouls	Turnovers
1	YILMAZ Dilek					1	
5	YIGIT Serap	1					2
7	TURKYILMAZ Beyzanur	1					3
8	KILIC Eda Nur						4
11	DALKIC Elif	1					1
12	KARADEMIR Sude						
14	COSKUNSU Ceyhan						
15	KARACAM Beyza					1	
16	SORMAZ Aysenur	1				1	3
Team							
Totals		4				3	13

Legend:

% Efficiency
DR Disqualifications with Report
SUS Suspension
1-Pt No. 1-Point-Shots Uniform Number
1-Pt Spin P6m 1-Point-Spinshots 6m Penalty Shots
D Spin Disqualifications Spinshots

MATCH AND REFEREES REPORT

BEACH HANDBALL

<input checked="" type="checkbox"/>	Youth Olympics
<input type="checkbox"/>	WCh
<input type="checkbox"/>	Int. Match

<input type="checkbox"/>	Qual.Match
<input type="checkbox"/>	Qual. Tournament
<input checked="" type="checkbox"/>	Final tournament

<input type="checkbox"/>	Men
<input type="checkbox"/>	Men's J
<input type="checkbox"/>	Men's Y

<input checked="" type="checkbox"/>	Women
<input type="checkbox"/>	Women's J
<input type="checkbox"/>	Women's Y

Matchnumber

W25

A / Home Team

B / Away Team

Final Result

Turkey			Paraguay			
Place	Court No.	Date	Time	Spectators	TV	Report follows
Buenos Aires	3	09/10/2018	17:00			NO

1 : 2

No.	Team A	P	SUS	SUS	D	DR
1	YILMAZ Dilek	2				
5	YIGIT Serap	2				
7	TURKYILMAZ Beyzanur	14				
8	KILIC Eda Nur	4	15:33			
11	DALKIC Elif	2				
12	KARADEMIR Sude					
14	COSKUNSU Ceyhan					
15	KARACAM Beyza	6				
16	SORMAZ Aysenur	8				
A	AYAR Kadir					
B	DAYAT Senar					
C						
D						
Sig. Off.		TTO			8:02	

1st Period					
A	P	B	A	P	B
	1			23	
15	2	9		24	
	3			25	
8	4	15		26	
	5			27	
7	6	9		28	
	7			29	
7	8	15		30	
7	9			31	
	10	10		32	
15	11	9		33	
	12			34	
7	13			35	
	14			36	
15	15			37	
	16			38	
8	17			39	
	18			40	
	19			41	
	20			42	
	21			43	
	22			44	

2nd Period					
A	P	B	A	P	B
	1			23	
7	2	10		24	
7	3			25	
	4	13		26	
16	5			27	
	6	13		28	
7	7			29	
	8	10		30	
16	9			31	
	10	9		32	
7	11	15		33	
	12			34	
16	13	10		35	
	14			36	
	15	13		37	
	16			38	
	17	13		39	
	18	9		40	
	19	9		41	
	20			42	
	21	15		43	
	22			44	

No.	Team B	P	SUS	SUS	D	DR
6	GUEYRAUD ROBLEDO Alice Naomi		6:18	19:19	19:19	
7	MIRANDA Veronica					
8	VILLALBA Guadalupe	2				
9	BRITEZ Alma	11				
10	GAONA Andrea	10				
11	FRANCO Tatiana		16:57			
12	SANCHEZ Jeanine					
13	LEIVA Darlene	9				
15	UGARRIZA D ANATRO Sofia	9				
A	VELOSO Jose					
B						
C						
D						
Sig. Off.		TTO	6:35			

1st Period	17 - 11	2nd Period	13 - 21
Result	1 - 0	Result	0 - 1
"Shoot-out"		Shootout	8 - 9
		Result	0 - 1

Referees	NOC	Signature
1	ASSIS F.	BRA
2	DOS SANTOS S.	BRA

Technical Delegates	NOC	Signature
A	SABOVIK I.	SVK
B	RODRIGUEZ L.	ARG

Team A										
N	7	11	5	1	16					
DG										8
P	/	2	2	2	2					
Team B										
N	8	9	15	10	13					
DG										9
P	2	2	2	2	1					

Legend:							
D	Disqualification	DG	Direct Goal	DR	Disqualification with Report	GG	Golden Goal
No.	Players Number	Off.	Official	P	Goal Points	SUS	Suspension
TO	Team Timeout						



Results

Match W25
Turkey 1 vs 2 Paraguay
REFEREES:

 Assis Flavio (BRA)
 dos Santos Sidiney (BRA)

1st Period: 17 - 11
2nd Period: 13 - 21
Shootout: 8 - 9
TUR - Turkey

Headcoach: AYAR Kadir

Team time outs: 1

No.	Name	Total				Goals / Shots							Punishments		
		Points	Goals	Shots	%	1-Pt All	1-Pt Spin	Spin	In-flight	Specialist	Direct Goal	P6m	SUS	D	DR
1	YILMAZ Dilek	2	1	1	100			1 / 1							
5	YIGIT Serap	2	1	3	33			1 / 3							
7	TURKYILMAZ Beyzanur	14	8	14	57	2 / 3		3 / 7	0 / 1			3 / 3			
8	KILIC Eda Nur	4	2	5	40					2 / 5			1		
11	DALKIC Elif	2	1	2	50			1 / 2							
12	KARADEMIR Sude														
14	COSKUNSU Ceyhan														
15	KARACAM Beyza	6	3	5	60			0 / 1		3 / 4					
16	SORMAZ Aysenur	8	4	5	80			1 / 1		3 / 4					
Totals		38	20	35	57	2 / 3		7 / 15	0 / 1	8 / 13		3 / 3	1		

No.	Goalkeeper	Total			Saves / Shots						
		Saves	Shots	%	1-Pt All	1-Pt Spin	Spin	In-flight	Specialist	Direct Goal	P6m
12	KARADEMIR Sude	2	22	9	0 / 5		1 / 6	1 / 4	0 / 4		0 / 3
14	COSKUNSU Ceyhan	0	2	0			0 / 2				
16	SORMAZ Aysenur	0	1	0			0 / 1				
Totals		2	25	8	0 / 5		1 / 9	1 / 4	0 / 4		0 / 3

PAR - Paraguay

Headcoach: VELOSO Jose

Team time outs: 1

No.	Name	Total				Goals / Shots							Punishments		
		Points	Goals	Shots	%	1-Pt All	1-Pt Spin	Spin	In-flight	Specialist	Direct Goal	P6m	SUS	D	DR
6	GUEYRAUD ROBLEDO Alice Naomi												2	1	
7	MIRANDA Veronica		0	2	0					0 / 2					
8	VILLALBA Guadalupe	2	1	1	100			1 / 1							
9	BRITEZ Alma	11	7	9	78	3 / 3		2 / 4				2 / 2			
10	GAONA Andrea	10	5	6	83			4 / 5				1 / 1			
11	FRANCO Tatiana												1		
12	SANCHEZ Jeanine														
13	LEIVA Darlene	9	5	5	100	1 / 1				4 / 4					
15	UGARRIZA D ANATRO Sofia	9	5	7	71	1 / 1		1 / 2	3 / 4						
Totals		41	23	30	77	5 / 5		8 / 12	3 / 4	4 / 6		3 / 3	3	1	

No.	Goalkeeper	Total			Saves / Shots						
		Saves	Shots	%	1-Pt All	1-Pt Spin	Spin	In-flight	Specialist	Direct Goal	P6m
8	VILLALBA Guadalupe	0	3	0			0 / 3				
9	BRITEZ Alma										
12	SANCHEZ Jeanine	6	23	26	1 / 3		5 / 9		0 / 8		0 / 3
Totals		6	26	23	1 / 3		5 / 12		0 / 8		0 / 3

Team Comparison

	1st Period				2nd Period			
	Turkey		Paraguay		Turkey		Paraguay	
	Goals/Shots	%	Goals/Shots	%	Goals/Shots	%	Goals/Shots	%
In-flight Shots			2 / 2	100	0 / 1	0	1 / 2	50
Spin Shots	2 / 4	50	2 / 3	67	1 / 6	17	2 / 5	40
Specialist Shots	5 / 7	71	0 / 2	0	3 / 6	50	4 / 4	100
1-Point Shots	1 / 2	50	1 / 1	100	1 / 1	100	3 / 3	100
Direct Goal Shots								
6-meter Shots	1 / 1	100	1 / 1	100	2 / 2	100	2 / 2	100
1-Point Spin Shots								



Results

Turkey 1 vs 2 Paraguay

REFEREES:

Assis Flavio (BRA)
dos Santos Sidiney (BRA)

1st Period: 17 - 11

2nd Period: 13 - 21

Shootout: 8 - 9

Running Score

TUR - PAR

1st Period

KARACAM B. **2 : 0**
2 : 2 BRITZE A.
KILIC E. **4 : 2**
4 : 4 UGARRIZA D ANATRO S.
TURKYILMAZ B. **6 : 4**
TURKYILMAZ B. **8 : 4**
TURKYILMAZ B. **9 : 4**
9 : 6 BRITZE A.
KARACAM B. **11 : 6**
11 : 8 UGARRIZA D ANATRO S.
TURKYILMAZ B. **13 : 8**
13 : 10 GAONA A.
KARACAM B. **15 : 10**
15 : 11 BRITZE A.
KILIC E. **17 : 11**

2nd Period

0 : 2 GAONA A.
0 : 4 LEIVA D.
0 : 6 LEIVA D.
TURKYILMAZ B. **2 : 6**
2 : 8 GAONA A.
TURKYILMAZ B. **3 : 8**
3 : 10 BRITZE A.
3 : 11 UGARRIZA D ANATRO S.
3 : 13 GAONA A.
SORMAZ A. **5 : 13**
5 : 15 LEIVA D.
TURKYILMAZ B. **7 : 15**
7 : 17 LEIVA D.
7 : 18 BRITZE A.
SORMAZ A. **9 : 18**
9 : 19 BRITZE A.
TURKYILMAZ B. **11 : 19**
11 : 21 UGARRIZA D ANATRO S.
SORMAZ A. **13 : 21**

Shootout

0 : 2 VILLALBA G.
DALKIC E. **2 : 2**
2 : 4 BRITZE A.
YIGIT S. **4 : 4**
4 : 6 UGARRIZA D ANATRO S.
YILMAZ D. **6 : 6**
6 : 8 GAONA A.
SORMAZ A. **8 : 8**
8 : 9 LEIVA D.

TUR - Turkey

No.	Name	Technical skills					
		Assists	Steals	Blocked Shots	Received 6m Fouls	Penalty Fouls	Turnovers
1	YILMAZ Dilek	1	1			2	
5	YIGIT Serap	2					2
7	TURKYILMAZ Beyzanur	1			4	1	
8	KILIC Eda Nur						
11	DALKIC Elif						2
12	KARADEMIR Sude						
14	COSKUNSU Ceyhan						
15	KARACAM Beyza		1				
16	SORMAZ Aysenur						
Team							
Totals		4	2		4	3	4

PAR - Paraguay

No.	Name	Technical skills					
		Assists	Steals	Blocked Shots	Received 6m Fouls	Penalty Fouls	Turnovers
6	GUEYRAUD ROBLEDO Alice Naomi					2	
7	MIRANDA Veronica						1
8	VILLALBA Guadalupe	1		2		1	
9	BRITZE Alma	3			2		3
10	GAONA Andrea	3					5
11	FRANCO Tatiana		2			1	
12	SANCHEZ Jeanine						
13	LEIVA Darlene	1					
15	UGARRIZA D ANATRO Sofia	1		1	1		
Team							
Totals		9	2	3	3	4	9

Legend:

% Efficiency
DR Disqualifications with Report
SUS Suspension
1-Pt No. 1-Point-Shots Uniform Number
1-Pt Spin P6m 1-Point-Spinshots 6m Penalty Shots

D Spin Disqualifications Spinshots

MATCH AND REFEREES REPORT

BEACH HANDBALL

<input checked="" type="checkbox"/>	Youth Olympics
<input type="checkbox"/>	WCh
<input type="checkbox"/>	Int. Match

<input type="checkbox"/>	Qual.Match
<input type="checkbox"/>	Qual. Tournament
<input checked="" type="checkbox"/>	Final tournament

<input type="checkbox"/>	Men
<input type="checkbox"/>	Men's J
<input type="checkbox"/>	Men's Y

<input checked="" type="checkbox"/>	Women
<input type="checkbox"/>	Women's J
<input type="checkbox"/>	Women's Y

Matchnumber

W26

A / Home Team

B / Away Team

Final Result

Venezuela			Netherlands			
Place	Court No.	Date	Time	Spectators	TV	Report follows
Buenos Aires	2	09/10/2018	17:00			NO

1 : 2

No.	Team A	P	SUS	SUS	D	DR
2	SUAREZ Miraidy	4	5:05			
5	REOLON Lilesky	10				
7	MEDINA Wisleidy	14				
9	CORDERO Milena					
11	PARRA Paola					
12	SOLAR Risandry					
14	TOVAR Milangela	8				
15	AGUILAR Iskari		6:23			
16	OJEDA Emilis					
A	SANCHEZ Octavio					
B	MAMO Ghassan					
C						
D						
Sig. Off.	TTO		8:05		9:47	

No.	Team B	P	SUS	SUS	D	DR
5	van EDE Marit	12				
6	CRAJE Marit					
7	van der MEIJ Amber	14				
8	van der LINDEN Lieke					
9	BUTER Anna	6				
10	KLESSER Lynn	6				
12	van GIERSBERGEN Zoe	2				
18	METZ Nyah	7				
23	BAKKER Lisanne	2				
A	MULDER Harald Hein					
B	ter HORST Serge					
C						
D						
Sig. Off.	TTO		6:07		8:01	

Referees	NOC	Signature
1	VIDOVIC T.	CRO
2	VISNJIC N.	CRO

Technical Delegates	NOC	Signature
A	KAVCIC M.	SLO
B	SORIA J.	ARG

1st Period					
A	P	B	A	P	B
	1			23	
5	2	5		24	
	3			25	
7	4	10		26	
5	5			27	
	6	9		28	
7	7			29	
2	8	18		30	
2	9			31	
	10	7		32	
	11			33	
	12	7		34	
	13			35	
	14	23		36	
	15			37	
	16	5		38	
	17			39	
	18	7		40	
	19			41	
	20	7		42	
	21			43	
	22	7		44	

2nd Period					
A	P	B	A	P	B
	1			23	
7	2	10		24	
	3			25	
7	4	12		26	
14	5			27	
14	6	18		28	
	7			29	
14	8	18		30	
	9			31	
7	10	10		32	
	11			33	
7	12	5		34	
	13			35	
7	14	5		36	
	15			37	
14	16	5		38	
	17			39	
5	18	7		40	
5	19			41	
5	20	9		42	
5	21			43	
	22			44	

1st Period	9 - 22	2nd Period	21 - 20
Result	0 - 1	Result	1 - 0
"Shoot-out"		Shootout	6 - 7
		Result	0 - 1

Team A										
N	5	15	12	2	14					
DG										6
P	2	/	/	2	2					
Team B										
N	7	5	9	18	10					
DG										7
P	2	2	2	1	/					

Legend:	D Disqualification	DG Direct Goal	DR Disqualification with Report	GG Golden Goal
No. Players Number	Off. Official	P Goal Points	SUS Suspension	
TO Team Timeout				



Results

Match W26
Venezuela 1 vs 2 Netherlands
REFEREES:

 Vidovic Tea (CRO)
 Visnjic Natasa (CRO)

1st Period: 9 - 22
2nd Period: 21 - 20
Shootout: 6 - 7
VEN - Venezuela

Headcoach: SANCHEZ Octavio

Team time outs: 2

No.	Name	Total				Goals / Shots							Punishments		
		Points	Goals	Shots	%	1-Pt All	1-Pt Spin	Spin	In-flight	Specialist	Direct Goal	P6m	SUS	D	DR
2	SUAREZ Miraidy	4	3	3	100	2 / 2	1 / 1	1 / 1					1		
5	REOLON Lilesky	10	7	9	78	4 / 4		3 / 5							
7	MEDINA Wisleidy	14	7	7	100			2 / 2	5 / 5						
9	CORDERO Milena														
11	PARRA Paola														
12	SOLAR Risandry		0	2	0					0 / 1		0 / 1			
14	TOVAR Milangela	8	5	6	83	2 / 2		1 / 2	1 / 1			1 / 1			
15	AGUILAR Iskari		0	2	0			0 / 2					1		
16	OJEDA Emilis														
Totals		36	22	29	76	8 / 8	1 / 1	7 / 12	6 / 6	0 / 1		1 / 2	2		

No.	Goalkeeper	Total			Saves / Shots							
		Saves	Shots	%	1-Pt All	1-Pt Spin	Spin	In-flight	Specialist	Direct Goal	P6m	
11	PARRA Paola	0	3	0	0 / 1		0 / 2					
12	SOLAR Risandry											
16	OJEDA Emilis	6	28	21			3 / 13	3 / 7	0 / 3	0 / 1	0 / 4	
Totals		6	31	19	0 / 1		3 / 15	3 / 7	0 / 3	0 / 1	0 / 4	

NED - Netherlands

Headcoach: MULDER Harald Hein

Team time outs: 2

No.	Name	Total				Goals / Shots							Punishments		
		Points	Goals	Shots	%	1-Pt All	1-Pt Spin	Spin	In-flight	Specialist	Direct Goal	P6m	SUS	D	DR
5	van EDE Marit	12	6	9	67			2 / 4	2 / 3	2 / 2					
6	CRAJE Marit														
7	van der MEIJ Amber	14	7	7	100			3 / 3				4 / 4			
8	van der LINDEN Lieke														
9	BUTER Anna	6	3	3	100			3 / 3							
10	KLESSER Lynn	6	3	7	43			2 / 4	1 / 3						
12	van GIERSBERGEN Zoe	2	1	2	50			0 / 1		1 / 1					
18	METZ Nyah	7	4	5	80	1 / 1		2 / 2	1 / 2						
23	BAKKER Lisanne	2	1	1	100						1 / 1				
Totals		49	25	34	74	1 / 1		12 / 17	4 / 8	3 / 3	1 / 1	4 / 4			

No.	Goalkeeper	Total			Saves / Shots							
		Saves	Shots	%	1-Pt All	1-Pt Spin	Spin	In-flight	Specialist	Direct Goal	P6m	
7	van der MEIJ Amber	1	3	33			0 / 2				1 / 1	
8	van der LINDEN Lieke	0	9	0	0 / 2		0 / 3	0 / 4				
23	BAKKER Lisanne	3	14	21	0 / 6	0 / 1	2 / 4	0 / 2	1 / 1		0 / 1	
Totals		4	26	15	0 / 8	0 / 1	2 / 9	0 / 6	1 / 1		1 / 2	

Team Comparison

	1st Period				2nd Period			
	Venezuela		Netherlands		Venezuela		Netherlands	
	Goals/Shots	%	Goals/Shots	%	Goals/Shots	%	Goals/Shots	%
In-flight Shots	2 / 2	100	2 / 4	50	4 / 4	100	2 / 4	50
Spin Shots	1 / 4	25	5 / 7	71	3 / 4	75	4 / 6	67
Specialist Shots	0 / 1	0					3 / 3	100
1-Point Shots	3 / 3	100			5 / 5	100		
Direct Goal Shots			1 / 1	100				
6-meter Shots			3 / 3	100	1 / 1	100	1 / 1	100
1-Point Spin Shots	1 / 1	100						



Results

Venezuela 1 vs 2 Netherlands

REFEREES:

Vidovic Tea (CRO)
Visnjic Natasa (CRO)

1st Period: 9 - 22
2nd Period: 21 - 20
Shootout: 6 - 7

Running Score

VEN - NED

VEN - Venezuela

No.	Name	Technical skills					
		Assists	Steals	Blocked Shots	Received 6m Fouls	Penalty Fouls	Turnovers
2	SUAREZ Miraidy	1	2			1	2
5	REOLON Lilesky	1					2
7	MEDINA Wisleidy						2
9	CORDERO Milena	4			1		5
11	PARRA Paola					1	
12	SOLAR Risandry						1
14	TOVAR Milangela	3				1	2
15	AGUILAR Iskari			1		1	
16	OJEDA Emilis						
Team							
Totals		9	2	1	1	4	14

1st Period

0 : 2 VAN EDE M.
0 : 4 KLESSER L.
REOLON L. 2 : 4
2 : 6 BUTER A.
MEDINA W. 4 : 6
REOLON L. 5 : 6
5 : 8 METZ N.
5 : 10 VAN DER MEIJ A.
MEDINA W. 7 : 10
7 : 12 VAN DER MEIJ A.
7 : 14 BAKKER L.
SUAREZ M. 8 : 14
8 : 16 VAN EDE M.
8 : 18 VAN DER MEIJ A.
SUAREZ M. 9 : 18
9 : 20 VAN DER MEIJ A.
9 : 22 VAN DER MEIJ A.

NED - Netherlands

No.	Name	Technical skills					
		Assists	Steals	Blocked Shots	Received 6m Fouls	Penalty Fouls	Turnovers
5	van EDE Marit	3		1	1		2
6	CRAJE Marit						2
7	van der MEIJ Amber					1	1
8	van der LINDEN Lieke						
9	BUTER Anna	1			1		
10	KLESSER Lynn	8					2
12	van GIERSBERGEN Zoe	1			1		1
18	METZ Nyah	1			1		4
23	BAKKER Lisanne						
Team							
Totals		14		1	4	1	12

2nd Period

0 : 2 KLESSER L.
2 : 2
MEDINA W. 2 : 4 VAN GIERSBERGEN Z.
MEDINA W. 4 : 4
TOVAR M. 5 : 4
5 : 6 METZ N.
TOVAR M. 6 : 6
6 : 8 METZ N.
TOVAR M. 8 : 8
8 : 10 KLESSER L.
MEDINA W. 10 : 10
MEDINA W. 12 : 10
12 : 12 VAN EDE M.
MEDINA W. 14 : 12
14 : 14 VAN EDE M.
TOVAR M. 16 : 14
REOLON L. 18 : 14
18 : 16 VAN EDE M.
REOLON L. 19 : 16
19 : 18 VAN DER MEIJ A.
REOLON L. 20 : 18
20 : 20 BUTER A.
REOLON L. 21 : 20

Shootout

REOLON L. 2 : 0
2 : 2 VAN DER MEIJ A.
2 : 4 VAN EDE M.
2 : 6 BUTER A.
SUAREZ M. 4 : 6
4 : 7 METZ N.
TOVAR M. 6 : 7

Legend:

%	Efficiency	1-Pt	1-Point-Shots	1-Pt Spin	1-Point-Spinshots	D	Disqualifications
DR	Disqualifications with Report	No.	Uniform Number	P6m	6m Penalty Shots	Spin	Spinshots
SUS	Suspension						

MATCH AND REFEREES REPORT

BEACH HANDBALL

<input checked="" type="checkbox"/>	Youth Olympics
<input type="checkbox"/>	WCh
<input type="checkbox"/>	Int. Match

<input type="checkbox"/>	Qual.Match
<input type="checkbox"/>	Qual. Tournament
<input checked="" type="checkbox"/>	Final tournament

<input type="checkbox"/>	Men
<input type="checkbox"/>	Men's J
<input type="checkbox"/>	Men's Y

<input checked="" type="checkbox"/>	Women
<input type="checkbox"/>	Women's J
<input type="checkbox"/>	Women's Y

Matchnumber

W27

A / Home Team

B / Away Team

Final Result

Argentina			Hong Kong, China			
Place	Court No.	Date	Time	Spectators	TV	Report follows
Buenos Aires	Central	09/10/2018	17:00			NO

2 : 0

No.	Team A	P	SUS	SUS	D	DR
2	BALSAS Lucila	4				
3	BENEDETTI GORGA Caterina	6				
5	CORIMBERTO Fiorella	13				
7	AIZEN Belen					
9	PONCE Carolina	2				
10	TURNES Zoe					
13	BONOMI Gisella	12				
15	RIADIGOS Jimena					
16	SOTO Rosario					
A	BRUNATI Leticia					
B	FERRARO Sebastian					
C	SANZ Gustavo Andres					
D						
Sig. Off.		TTO				

No.	Team B	P	SUS	SUS	D	DR
1	MAN Cheuk Lam					
2	KWOK Tsztung					
3	YOK Tsz Tung					
4	SO Hoi Kiu					
5	HUNG Sin Yu	1				
6	CHONG Sze Ki					
7	LI Lok Yee	5				
8	CHO Hoi Ching	4				
9	HUI Ching Lam	3				
A	YEUNG Hoi Cheung					
B	LAM Wai Yu					
C						
D						
Sig. Off.		TTO	7:44		7:54	

Referees	NOC	Signature
1 ALDERAZI H.	BRN	
2 SHAMSAN H.	BRN	

Technical Delegates	NOC	Signature
A CARDONE C.	ITA	
B PERKINS G.	USA	

1st Period					
A	P	B	A	P	B
	1	9		23	
5	2	8		24	
5	3	7		25	
	4			26	
13	5	7		27	
	6			28	
3	7	9		29	
	8	8		30	
5	9			31	
	10			32	
2	11			33	
	12			34	
5	13			35	
	14			36	
	15			37	
	16			38	
	17			39	
	18			40	
	19			41	
	20			42	
	21			43	
	22			44	

2nd Period					
A	P	B	A	P	B
	1			23	
9	2	7	2	24	
	3	5		25	
5	4			26	
	5	8		27	
13	6			28	
	7			29	
3	8			30	
	9			31	
5	10			32	
	11			33	
3	12			34	
	13			35	
13	14			36	
	15			37	
13	16			38	
	17			39	
13	18			40	
	19			41	
5	20			42	
	21			43	
13	22			44	

1st Period	13 - 8	2nd Period	24 - 5
Result	1 - 0	Result	1 - 0
"Shoot-out"		Shootout	
		Result	

Team A									
N									
DG									
P									
Team B									
N									
DG									
P									

Legend:	D Disqualification	DG Direct Goal	DR Disqualification with Report	GG Golden Goal
No. Players Number	Off. Official	P Goal Points	SUS Suspension	
TO Team Timeout				



Results

Match W27
Argentina 2 vs 0 Hong Kong, China
REFEREES:

 Alderazi Hani (BRN)
 Shamsan Hasan (BRN)

1st Period: 13 - 8
2nd Period: 24 - 5
ARG - Argentina

Headcoach: BRUNATI Leticia

No.	Name	Total				Goals / Shots							Punishments		
		Points	Goals	Shots	%	1-Pt All	1-Pt Spin	Spin	In-flight	Specialist	Direct Goal	P6m	SUS	D	DR
2	BALSAS Lucila	4	2	3	67			2 / 2		0 / 1					
3	BENEDETTI GORGA Caterina	6	3	4	75			1 / 2	1 / 1			1 / 1			
5	CORIMBERTO Fiorella	13	7	9	78	1 / 1	1 / 1	4 / 4	2 / 4						
7	AIZEN Belen		0	1	0				0 / 1						
9	PONCE Carolina	2	1	4	25					1 / 4					
10	TURNES Zoe														
13	BONOMI Gisella	12	6	6	100			1 / 1	5 / 5						
15	RIADIGOS Jimena														
16	SOTO Rosario														
Totals		37	19	27	70	1 / 1	1 / 1	8 / 9	8 / 11	1 / 5		1 / 1			

No.	Goalkeeper	Total			Saves / Shots						
		Saves	Shots	%	1-Pt All	1-Pt Spin	Spin	In-flight	Specialist	Direct Goal	P6m
16	SOTO Rosario	4	13	31	1 / 6		1 / 3		1 / 2		1 / 2
Totals		4	13	31	1 / 6		1 / 3		1 / 2		1 / 2

HKG - Hong Kong, China

Headcoach: LAM Wai Yu

Team time outs: 2

No.	Name	Total				Goals / Shots							Punishments		
		Points	Goals	Shots	%	1-Pt All	1-Pt Spin	Spin	In-flight	Specialist	Direct Goal	P6m	SUS	D	DR
1	MAN Cheuk Lam														
2	KWOK Tsz tung														
3	YOK Tsz Tung														
4	SO Hoi Kiu														
5	HUNG Sin Yu	1	1	3	33	1 / 3									
6	CHONG Sze Ki		0	4	0					0 / 4					
7	LI Lok Yee	5	3	5	60	1 / 2		1 / 1				1 / 2			
8	CHO Hoi Ching	4	3	4	75	2 / 2		1 / 2							
9	HUI Ching Lam	3	2	4	50	1 / 1		0 / 1		1 / 2					
Totals		13	9	20	45	5 / 8		2 / 4		1 / 6		1 / 2			

No.	Goalkeeper	Total			Saves / Shots						
		Saves	Shots	%	1-Pt All	1-Pt Spin	Spin	In-flight	Specialist	Direct Goal	P6m
1	MAN Cheuk Lam	6	25	24	0 / 1	0 / 1	1 / 9	2 / 10	3 / 4		0 / 1
Totals		6	25	24	0 / 1	0 / 1	1 / 9	2 / 10	3 / 4		0 / 1

Team Comparison

	1st Period				2nd Period			
	Argentina		Hong Kong, China		Argentina		Hong Kong, China	
	Goals/Shots	%	Goals/Shots	%	Goals/Shots	%	Goals/Shots	%
In-flight Shots	3 / 6	50			5 / 5	100		
Spin Shots	2 / 3	67	0 / 2	0	6 / 6	100	2 / 2	100
Specialist Shots	0 / 3	0	1 / 2	50	1 / 2	50	0 / 4	0
1-Point Shots	1 / 1	100	4 / 4	100			1 / 4	25
Direct Goal Shots								
6-meter Shots	1 / 1	100	1 / 1	100			0 / 1	0
1-Point Spin Shots	1 / 1	100						



Results

Argentina 2 vs 0 Hong Kong, China

REFEREES:

Alderazi Hani (BRN)
Shamsan Hasan (BRN)

1st Period: 13 - 8
2nd Period: 24 - 5

Running Score

ARG - HKG

ARG - Argentina

No.	Name	Technical skills					
		Assists	Steals	Blocked Shots	Received 6m Fouls	Penalty Fouls	Turnovers
2	BALSAS Lucila	2			1		2
3	BENEDETTI GORGA Caterina	1		1			1
5	CORIMBERTO Fiorella	2	1				
7	AIZEN Belen	1	1	1			1
9	PONCE Carolina						1
10	TURNES Zoe		1				
13	BONOMI Gisella						1
15	RIADIGOS Jimena	1		2		2	
16	SOTO Rosario						
Team							
Totals		7	3	4	1	2	6

1st Period

CORIMBERTO F.	2	: 0	
	2	: 1	HUI C.
CORIMBERTO F.	3	: 1	
BONOMI G.	5	: 1	
BENEDETTI GORGA C.	7	: 1	
	7	: 2	CHO H.
	7	: 3	LIL.
	7	: 5	LIL.
CORIMBERTO F.	9	: 5	
	9	: 7	HUI C.
	9	: 8	CHO H.
BALSAS L.	11	: 8	
CORIMBERTO F.	13	: 8	

HKG - Hong Kong, China

No.	Name	Technical skills					
		Assists	Steals	Blocked Shots	Received 6m Fouls	Penalty Fouls	Turnovers
1	MAN Cheuk Lam						
2	KWOK Tsztung					1	
3	YOK Tsz Tung						
4	SO Hoi Kiu				1		1
5	HUNG Sin Yu						2
6	CHONG Sze Ki						1
7	LI Lok Yee	1			1		2
8	CHO Hoi Ching						2
9	HUI Ching Lam						1
Team							4
Totals		1			2	1	13

2nd Period

PONCE C.	2	: 0	
CORIMBERTO F.	4	: 0	
	4	: 2	LIL.
	4	: 3	HUNG S.
BONOMI G.	6	: 3	
BENEDETTI GORGA C.	8	: 3	
CORIMBERTO F.	10	: 3	
BENEDETTI GORGA C.	12	: 3	
BONOMI G.	14	: 3	
BONOMI G.	16	: 3	
BONOMI G.	18	: 3	
CORIMBERTO F.	20	: 3	
BONOMI G.	22	: 3	
	22	: 5	CHO H.
BALSAS L.	24	: 5	

Legend:

%	Efficiency	1-Pt	1-Point-Shots	1-Pt Spin	1-Point-Spinshots	D	Disqualifications
DR	Disqualifications with Report	No.	Uniform Number	P6m	6m Penalty Shots	Spin	Spinshots
SUS	Suspension						

MATCH AND REFEREES REPORT

BEACH HANDBALL

<input checked="" type="checkbox"/>	Youth Olympics
<input type="checkbox"/>	WCh
<input type="checkbox"/>	Int. Match

<input type="checkbox"/>	Qual.Match
<input type="checkbox"/>	Qual. Tournament
<input checked="" type="checkbox"/>	Final tournament

<input type="checkbox"/>	Men
<input type="checkbox"/>	Men's J
<input type="checkbox"/>	Men's Y

<input checked="" type="checkbox"/>	Women
<input type="checkbox"/>	Women's J
<input type="checkbox"/>	Women's Y

Matchnumber

W28

A / Home Team

B / Away Team

Final Result

Netherlands			Argentina			
Place	Court No.	Date	Time	Spectators	TV	Report follows
Buenos Aires	Central	10/10/2018	10:00			NO

2 : 0

No.	Team A	P	SUS	SUS	D	DR
5	van EDE Marit	2	19:41			
6	CRAJE Marit	4				
7	van der MEIJ Amber	2				
8	van der LINDEN Lieke					
9	BUTER Anna	6				
10	KLESSER Lynn	18	17:50			
12	van GIERSBERGEN Zoe	2				
18	METZ Nyah	8				
23	BAKKER Lisanne	2				
A	MULDER Harald Hein					
B	ter HORST Serge					
C						
D						
Sig. Off.		TTO				

1st Period					
A	P	B	A	P	B
	1	3		23	
10	2			24	
	3	9		25	
5	4			26	
	5	3		27	
10	6			28	
	7	2		29	
23	8			30	
	9	5		31	
10	10			32	
	11	5		33	
10	12			34	
	13	2		35	
10	14			36	
	15	5		37	
10	16			38	
	17	2		39	
18	18			40	
	19	2		41	
10	20			42	
	21			43	
18	22			44	

2nd Period					
A	P	B	A	P	B
	1			23	
6	2	5		24	
	3			25	
9	4	5		26	
	5			27	
9	6	10		28	
	7			29	
18	8	7		30	
	9			31	
7	10	7		32	
	11			33	
6	12	3		34	
	13			35	
12	14	10		36	
	15			37	
10	16	7		38	
	17			39	
9	18			40	
	19			41	
18	20			42	
	21			43	
10	22			44	

No.	Team B	P	SUS	SUS	D	DR
2	BALSAS Lucila	8				
3	BENEDETTI GORGA Caterina	5				
5	CORIMBERTO Fiorella	10				
7	AIZEN Belen	6				
9	PONCE Carolina	2				
10	TURNES Zoe	4				
13	BONOMI Gisella		19:27			
15	RIADIGOS Jimena					
16	SOTO Rosario					
A	BRUNATI Leticia					
B	FERRARO Sebastian					
C	SANZ Gustavo Andres					
D						
Sig. Off.		TTO	8:37		7:35	

1st Period	22 - 19	2nd Period	22 - 16
Result	1 - 0	Result	1 - 0
"Shoot-out"		Shootout	
		Result	

Referees	NOC	Signature
1	GOMER M.	SWE
2	GOMER J.	SWE

Technical Delegates	NOC	Signature
A	CARDONE C.	ITA
B	WESTHAUSLER D.	GER

Team A

N									
DG									
P									

Team B

N									
DG									
P									

Legend:
D Disqualification
No. Players Number
TO Team Timeout
DG Direct Goal
Off. Official
DR Disqualification with Report
P Goal Points
GG Golden Goal
SUS Suspension



Results

Match W28
Netherlands 2 vs 0 Argentina
REFEREES:

 Gomer Martin (SWE)
 Gomer Johan (SWE)

1st Period: 22 - 19
2nd Period: 22 - 16
NED - Netherlands

Headcoach: MULDER Harald Hein

No.	Name	Total				Goals / Shots							Punishments		
		Points	Goals	Shots	%	1-Pt All	1-Pt Spin	Spin	In-flight	Specialist	Direct Goal	P6m	SUS	D	DR
5	van EDE Marit	2	1	3	33			1 / 2	0 / 1				1		
6	CRAJE Marit	4	2	2	100					2 / 2					
7	van der MEIJ Amber	2	1	2	50							1 / 2			
8	van der LINDEN Lieke														
9	BUTER Anna	6	3	3	100			3 / 3							
10	KLESSER Lynn	18	9	12	75			8 / 10	1 / 2				1		
12	van GIERSBERGEN Zoe	2	1	2	50					1 / 2					
18	METZ Nyah	8	4	5	80			3 / 3	1 / 2						
23	BAKKER Lisanne	2	1	2	50						1 / 2				
Totals		44	22	31	71			15 / 18	2 / 5	3 / 4	1 / 2	1 / 2	2		

No.	Goalkeeper	Total			Saves / Shots						
		Saves	Shots	%	1-Pt All	1-Pt Spin	Spin	In-flight	Specialist	Direct Goal	P6m
8	van der LINDEN Lieke	3	11	27			0 / 4	3 / 6			0 / 1
23	BAKKER Lisanne	5	15	33	0 / 1		2 / 3	2 / 5	1 / 6		
Totals		8	26	31	0 / 1		2 / 7	5 / 11	1 / 6		0 / 1

ARG - Argentina

Headcoach: BRUNATI Leticia

Team time outs: 2

No.	Name	Total				Goals / Shots							Punishments		
		Points	Goals	Shots	%	1-Pt All	1-Pt Spin	Spin	In-flight	Specialist	Direct Goal	P6m	SUS	D	DR
2	BALSAS Lucila	8	4	5	80			0 / 1		4 / 4					
3	BENEDETTI GORGA Caterina	5	3	5	60	1 / 1			1 / 3			1 / 1			
5	CORIMBERTO Fiorella	10	5	9	56			2 / 4	3 / 5						
7	AIZEN Belen	6	3	3	100			2 / 2	1 / 1						
9	PONCE Carolina	2	1	2	50					1 / 2					
10	TURNES Zoe	4	2	4	50			1 / 1	1 / 3						
13	BONOMI Gisella		0	1	0				0 / 1				1		
15	RIADIGOS Jimena														
16	SOTO Rosario														
Totals		35	18	29	62	1 / 1		5 / 8	6 / 13	5 / 6		1 / 1	1		

No.	Goalkeeper	Total			Saves / Shots						
		Saves	Shots	%	1-Pt All	1-Pt Spin	Spin	In-flight	Specialist	Direct Goal	P6m
16	SOTO Rosario	3	25	12			2 / 17	1 / 3	0 / 3	0 / 1	0 / 1
Totals		3	25	12			2 / 17	1 / 3	0 / 3	0 / 1	0 / 1

Team Comparison

	1st Period				2nd Period			
	Netherlands		Argentina		Netherlands		Argentina	
	Goals/Shots	%	Goals/Shots	%	Goals/Shots	%	Goals/Shots	%
In-flight Shots	1 / 2	50	2 / 6	33	1 / 3	33	4 / 7	57
Spin Shots	9 / 10	90	2 / 3	67	6 / 8	75	3 / 5	60
Specialist Shots	0 / 1	0	5 / 5	100	3 / 3	100	0 / 1	0
1-Point Shots			1 / 1	100				
Direct Goal Shots	1 / 2	50						
6-meter Shots					1 / 2	50	1 / 1	100
1-Point Spin Shots								



Results

Netherlands 2 vs 0 Argentina

REFEREES:

Gomer Martin (SWE)
Gomer Johan (SWE)

1st Period: 22 - 19

2nd Period: 22 - 16

Running Score

NED - ARG

1st Period

KLESSER L. **2 : 0**
VAN EDE M. **4 : 0**
4 : 1 BENEDETTI GORGA C.
KLESSER L. **6 : 1**
6 : 3 PONCE C.
BAKKER L. **8 : 3**
KLESSER L. **10 : 3**
10 : 5 BENEDETTI GORGA C.
KLESSER L. **12 : 5**
12 : 7 BALSAS L.
12 : 9 CORIMBERTO F.
12 : 11 CORIMBERTO F.
KLESSER L. **14 : 11**
KLESSER L. **16 : 11**
METZ N. **18 : 11**
18 : 13 BALSAS L.
18 : 15 CORIMBERTO F.
18 : 17 BALSAS L.
KLESSER L. **20 : 17**
METZ N. **22 : 17**
22 : 19 BALSAS L.

2nd Period

0 : 2 CORIMBERTO F.
CRAJE M. **2 : 2**
BUTER A. **4 : 2**
BUTER A. **6 : 2**
6 : 4 CORIMBERTO F.
METZ N. **8 : 4**
VAN DER MEIJ A. **10 : 4**
10 : 6 TURNES Z.
10 : 8 AIZEN B.
CRAJE M. **12 : 8**
12 : 10 AIZEN B.
VAN GIERSBERGEN Z. **14 : 10**
KLESSER L. **16 : 10**
16 : 12 BENEDETTI GORGA C.
BUTER A. **18 : 12**
18 : 14 TURNES Z.
METZ N. **20 : 14**
20 : 16 AIZEN B.
KLESSER L. **22 : 16**

NED - Netherlands

No.	Name	Technical skills					
		Assists	Steals	Blocked Shots	Received 6m Fouls	Penalty Fouls	Turnovers
5	van EDE Marit	1		1			1
6	CRAJE Marit						
7	van der MEIJ Amber						
8	van der LINDEN Lieke						
9	BUTER Anna	6			1		1
10	KLESSER Lynn	2				1	
12	van GIERSBERGEN Zoe						2
18	METZ Nyah	4			1		2
23	BAKKER Lisanne						
Team							
Totals		13		1	2	1	6

ARG - Argentina

No.	Name	Technical skills					
		Assists	Steals	Blocked Shots	Received 6m Fouls	Penalty Fouls	Turnovers
2	BALSAS Lucila	1					3
3	BENEDETTI GORGA Caterina	3					
5	CORIMBERTO Fiorella	2	1			1	1
7	AIZEN Belen		1				1
9	PONCE Carolina	1			1		1
10	TURNES Zoe						2
13	BONOMI Gisella	2	1			1	1
15	RIADIGOS Jimena						
16	SOTO Rosario						
Team							
Totals		9	3		1	2	9

Legend:

% Efficiency
DR Disqualifications with Report
SUS Suspension
1-Pt No. 1-Point-Shots Uniform Number
1-Pt Spin P6m 1-Point-Spinshots 6m Penalty Shots

D Spin Disqualifications Spinshots

MATCH AND REFEREES REPORT

BEACH HANDBALL

<input checked="" type="checkbox"/>	Youth Olympics
<input type="checkbox"/>	WCh
<input type="checkbox"/>	Int. Match

<input type="checkbox"/>	Qual.Match
<input type="checkbox"/>	Qual. Tournament
<input checked="" type="checkbox"/>	Final tournament

<input type="checkbox"/>	Men
<input type="checkbox"/>	Men's J
<input type="checkbox"/>	Men's Y

<input checked="" type="checkbox"/>	Women
<input type="checkbox"/>	Women's J
<input type="checkbox"/>	Women's Y

Matchnumber

W29

A / Home Team

B / Away Team

Final Result

Venezuela			Paraguay			
Place	Court No.	Date	Time	Spectators	TV	Report follows
Buenos Aires	2	10/10/2018	10:00			NO

1 : 2

No.	Team A	P	SUS	SUS	D	DR
2	SUAREZ Miraidy	2	17:47			
5	REOLON Lilesky	6				
7	MEDINA Wisleidy	18				
9	CORDERO Milena					
11	PARRA Paola		8:38			
12	SOLAR Risandry	8				
14	TOVAR Milangela	8	3:16			
15	AGUILAR Iskari	2				
16	OJEDA Emilis					
A	SANCHEZ Octavio					
B	MAMO Ghassan					
C						
D						
Sig. Off.	TTO	9:29				

1st Period					
A	P	B	A	P	B
	1			23	
7	2	9		24	
	3			25	
7	4	9		26	
	5			27	
12	6	9		28	
	7	9		29	
5	8			30	
	9	9		31	
7	10			32	
	11	7		33	
7	12			34	
	13	13		35	
12	14			36	
	15	13		37	
	16			38	
	17			39	
	18			40	
	19			41	
	20			42	
	21			43	
	22			44	

2nd Period					
A	P	B	A	P	B
	1			23	
7	2	15	2	24	
	3			25	
12	4	15		26	
	5			27	
7	6	9		28	
	7			29	
14	8	15		30	
	9	9		31	
7	10			32	
	11	9		33	
7	12			34	
	13	15		35	
14	14			36	
	15	9		37	
5	16			38	
	17			39	
15	18			40	
	19			41	
14	20			42	
	21			43	
7	22			44	

No.	Team B	P	SUS	SUS	D	DR
6	GUEYRAUD ROBLEDO Alice Naomi					
7	MIRANDA Veronica	2				
8	VILLALBA Guadalupe	2				
9	BRITEZ Alma	18				
10	GAONA Andrea					
11	FRANCO Tatiana		15:30			
12	SANCHEZ Jeanine					
13	LEIVA Darlene	5				
15	UGARRIZA D ANATRO Sofia	10				
A	VELOSO Jose					
B	RUIZ DIAZ Luis					
C						
D						
Sig. Off.	TTO	7:23			5:39	

1st Period	14 - 15	2nd Period	24 - 15
Result	0 - 1	Result	1 - 0
"Shoot-out"		Shootout	6 - 7
		Result	0 - 1

Referees	NOC	Signature
1 JAWORSKA E.	POL	
2 GAWEL A.	POL	

Technical Delegates	NOC	Signature
A PERKINS G.	USA	
B CABRILLANA M.	ARG	

Team A										
N	14	5	7	2	12					
DG										6
P	2	2	/	/	2					
Team B										
N	8	9	15	10	13					
DG										7
P	2	2	2	/	1					

Legend:	D Disqualification	DG Direct Goal	DR Disqualification with Report	GG Golden Goal
No. Players Number	Off. Official	P Goal Points	SUS Suspension	
TO Team Timeout				



Results

Match W29
Venezuela 1 vs 2 Paraguay
REFEREES:

Jaworska Edyta (POL)

Gawel Anna (POL)

1st Period: 14 - 15
2nd Period: 24 - 15
Shootout: 6 - 7
VEN - Venezuela

Headcoach: SANCHEZ Octavio

Team time outs: 1

No.	Name	Total				Goals / Shots							Punishments		
		Points	Goals	Shots	%	1-Pt All	1-Pt Spin	Spin	In-flight	Specialist	Direct Goal	P6m	SUS	D	DR
2	SUAREZ Miraidy	2	1	2	50			1 / 2					1		
5	REOLON Lilesky	6	3	7	43			3 / 6	0 / 1						
7	MEDINA Wisleidy	18	9	12	75			0 / 1	7 / 9			2 / 2			
9	CORDERO Milena														
11	PARRA Paola												1		
12	SOLAR Risandry	8	4	4	100			1 / 1		3 / 3					
14	TOVAR Milangela	8	4	7	57			1 / 2	1 / 2	2 / 2		0 / 1	1		
15	AGUILAR Iskari	2	1	1	100				1 / 1						
16	OJEDA Emilis														
Totals		44	22	33	67			6 / 12	9 / 13	5 / 5		2 / 3	3		

No.	Goalkeeper	Total			Saves / Shots							
		Saves	Shots	%	1-Pt All	1-Pt Spin	Spin	In-flight	Specialist	Direct Goal	P6m	
2	SUAREZ Miraidy	0	1	0			0 / 1					
11	PARRA Paola	0	2	0			0 / 2					
16	OJEDA Emilis	6	23	26	1 / 4		3 / 7	0 / 4	2 / 5		0 / 3	
Totals		6	26	23	1 / 4		3 / 10	0 / 4	2 / 5		0 / 3	

PAR - Paraguay

Headcoach: VELOSO Jose

Team time outs: 2

No.	Name	Total				Goals / Shots							Punishments		
		Points	Goals	Shots	%	1-Pt All	1-Pt Spin	Spin	In-flight	Specialist	Direct Goal	P6m	SUS	D	DR
6	GUEYRAUD ROBLEDO Alice Naomi														
7	MIRANDA Veronica	2	1	2	50					1 / 2					
8	VILLALBA Guadalupe	2	1	1	100			1 / 1							
9	BRITZE Alma	18	10	13	77	2 / 3		5 / 7				3 / 3			
10	GAONA Andrea		0	4	0			0 / 4							
11	FRANCO Tatiana												1		
12	SANCHEZ Jeanine														
13	LEIVA Darlene	5	3	4	75	1 / 1				2 / 3					
15	UGARRIZA D ANATRO Sofia	10	5	5	100			1 / 1	4 / 4						
Totals		37	20	29	69	3 / 4		7 / 13	4 / 4	3 / 5		3 / 3	1		

No.	Goalkeeper	Total			Saves / Shots							
		Saves	Shots	%	1-Pt All	1-Pt Spin	Spin	In-flight	Specialist	Direct Goal	P6m	
8	VILLALBA Guadalupe	1	3	33			1 / 3					
12	SANCHEZ Jeanine	6	26	23			2 / 6	3 / 12	0 / 5		1 / 3	
Totals		7	29	24			3 / 9	3 / 12	0 / 5		1 / 3	

Team Comparison

	1st Period				2nd Period			
	Venezuela		Paraguay		Venezuela		Paraguay	
	Goals/Shots	%	Goals/Shots	%	Goals/Shots	%	Goals/Shots	%
In-flight Shots	4 / 5	80			5 / 8	63	4 / 4	100
Spin Shots	1 / 5	20	2 / 6	33	2 / 2	100	2 / 3	67
Specialist Shots	2 / 2	100	3 / 5	60	3 / 3	100		
1-Point Shots			1 / 1	100			1 / 2	50
Direct Goal Shots								
6-meter Shots	0 / 1	0	2 / 2	100	2 / 2	100	1 / 1	100
1-Point Spin Shots								



Results

Venezuela 1 vs 2 Paraguay

REFEREES:

Jaworska Edyta (POL)
Gawel Anna (POL)

1st Period: 14 - 15
2nd Period: 24 - 15
Shootout: 6 - 7

Running Score

VEN - PAR

VEN - Venezuela

No.	Name	Technical skills					
		Assists	Steals	Blocked Shots	Received 6m Fouls	Penalty Fouls	Turnovers
2	SUAREZ Miraidy	1				2	
5	REOLON Lilesky	2					3
7	MEDINA Wisleidy	1					2
9	CORDERO Milena	1			1		1
11	PARRA Paola			3			
12	SOLAR Risandry						1
14	TOVAR Milangela	2			2	1	
15	AGUILAR Iskari						
16	OJEDA Emilis						
Team							1
Totals		7		3	3	3	8

1st Period

MEDINA W. 2 : 0
2 : 2 BRITEZ A.
MEDINA W. 4 : 2
4 : 4 BRITEZ A.
SOLAR R. 6 : 4
6 : 6 BRITEZ A.
REOLON L. 8 : 6
8 : 7 BRITEZ A.
MEDINA W. 10 : 7
10 : 9 BRITEZ A.
10 : 11 MIRANDA V.
MEDINA W. 12 : 11
SOLAR R. 14 : 11
14 : 13 LEIVA D.
14 : 15 LEIVA D.

PAR - Paraguay

No.	Name	Technical skills					
		Assists	Steals	Blocked Shots	Received 6m Fouls	Penalty Fouls	Turnovers
6	GUEYRAUD ROBLEDO Alice Naomi					1	
7	MIRANDA Veronica						1
8	VILLALBA Guadalupe	1		1		1	
9	BRITEZ Alma	1			1		2
10	GAONA Andrea	7					3
11	FRANCO Tatiana					1	
12	SANCHEZ Jeanine						
13	LEIVA Darlene	2	1		2		
15	UGARRIZA D ANATRO Sofia						
Team							
Totals		11	1	1	3	3	6

2nd Period

0 : 2 UGARRIZA D ANATRO S.
MEDINA W. 2 : 2
SOLAR R. 4 : 2
MEDINA W. 6 : 2
6 : 4 UGARRIZA D ANATRO S.
TOVAR M. 8 : 4
MEDINA W. 10 : 4
10 : 6 BRITEZ A.
MEDINA W. 12 : 6
12 : 8 UGARRIZA D ANATRO S.
TOVAR M. 14 : 8
14 : 9 BRITEZ A.
REOLON L. 16 : 9
16 : 11 BRITEZ A.
AGUILAR I. 18 : 11
18 : 13 UGARRIZA D ANATRO S.
TOVAR M. 20 : 13
20 : 15 BRITEZ A.
MEDINA W. 22 : 15
SUAREZ M. 24 : 15

Shootout

0 : 2 VILLALBA G.
TOVAR M. 2 : 2
2 : 4 BRITEZ A.
REOLON L. 4 : 4
4 : 6 UGARRIZA D ANATRO S.
4 : 7 LEIVA D.
SOLAR R. 6 : 7

Legend:							
%	Efficiency	1-Pt	1-Point-Shots	1-Pt Spin	1-Point-Spinshots	D	Disqualifications
DR	Disqualifications with Report	No.	Uniform Number	P6m	6m Penalty Shots	Spin	Spinshots
SUS	Suspension						

MATCH AND REFEREES REPORT

BEACH HANDBALL

<input checked="" type="checkbox"/>	Youth Olympics
<input type="checkbox"/>	WCh
<input type="checkbox"/>	Int. Match

<input type="checkbox"/>	Qual.Match
<input type="checkbox"/>	Qual. Tournament
<input checked="" type="checkbox"/>	Final tournament

<input type="checkbox"/>	Men
<input type="checkbox"/>	Men's J
<input type="checkbox"/>	Men's Y

<input checked="" type="checkbox"/>	Women
<input type="checkbox"/>	Women's J
<input type="checkbox"/>	Women's Y

Matchnumber

W30

A / Home Team

B / Away Team

Final Result

Hong Kong, China			Turkey			
Place	Court No.	Date	Time	Spectators	TV	Report follows
Buenos Aires	3	10/10/2018	10:00			NO

0 : 2

No.	Team A	P	SUS	SUS	D	DR
1	MAN Cheuk Lam					
2	KWOK Tsz Tung					
3	YOK Tsz Tung					
4	SO Hoi Kiu		19:06			
5	HUNG Sin Yu	4				
6	CHONG Sze Ki	10				
7	LI Lok Yee	6				
8	CHO Hoi Ching	4	16:32			
9	HUI Ching Lam	2	3:34			
A	YEUNG Hoi Cheung					
B	LAM Wai Yu					
C						
D						
Sig. Off.		TTO	7:52		8:43	

No.	Team B	P	SUS	SUS	D	DR
1	YILMAZ Dilek					
5	YIGIT Serap	10				
7	TURKYILMAZ Beyzanur	12	2:13			
8	KILIC Eda Nur	4				
11	DALKIC Elif	2				
12	KARADEMIR Sude					
14	COSKUNSU Ceyhan					
15	KARACAM Beyza	2				
16	SORMAZ Aysenur		9:27			
A	AYAR Kadir					
B	DAYAT Senar					
C						
D						
Sig. Off.		TTO			9:42	

Referees	NOC	Signature
1	CARDONE L.	ITA
2	MANUELE S.	ITA

Technical Delegates	NOC	Signature
A	NAVARRETE C.	MEX
B	RODRIGUEZ G.	ARG

1st Period					
A	P	B	A	P	B
5	1			23	
	2	15		24	
6	3			25	
	4	5		26	
9	5			27	
	6	7		28	
7	7			29	
	8	5		30	
8	9			31	
5	10	11		32	
	11			33	
	12	7		34	
	13			35	
	14			36	
	15			37	
	16			38	
	17			39	
	18			40	
	19			41	
	20			42	
	21			43	
	22			44	

2nd Period					
A	P	B	A	P	B
	1			23	
6	2	5		24	
	3			25	
6	4	7		26	
	5			27	
7	6	5		28	
	7			29	
7	8	7		30	
	9			31	
6	10	8		32	
	11			33	
8	12	5		34	
5	13			35	
5	14	7		36	
	15			37	
6	16	7		38	
	17			39	
	18	8		40	
	19			41	
	20			42	
	21			43	
	22			44	

1st Period	10 - 12	2nd Period	16 - 18
Result	0 - 1	Result	0 - 1
"Shoot-out"		Shootout	
		Result	

Team A

N									
DG									
P									

Team B

N									
DG									
P									

Legend:
D Disqualification **DG** Direct Goal Official **DR** Disqualification with Report **GG** Golden Goal
No. Players Number **Off.** Official **P** Goal Points **SUS** Suspension
TO Team Timeout



Results

Match W30 **Hong Kong, China** **0 vs 2** **Turkey**
REFEREES:

 Cardone Luciano (ITA)
 Manuele Sebastiano (ITA)

1st Period: 10 - 12
2nd Period: 16 - 18
HKG - Hong Kong, China

Headcoach: LAM Wai Yu

Team time outs: 2

No.	Name	Total				Goals / Shots							Punishments		
		Points	Goals	Shots	%	1-Pt All	1-Pt Spin	Spin	In-flight	Specialist	Direct Goal	P6m	SUS	D	DR
1	MAN Cheuk Lam														
2	KWOK Tsz tung														
3	YOK Tsz Tung														
4	SO Hoi Kiu												1		
5	HUNG Sin Yu	4	4	4	100	4 / 4									
6	CHONG Sze Ki	10	5	6	83					5 / 6					
7	LI Lok Yee	6	3	5	60			3 / 4				0 / 1			
8	CHO Hoi Ching	4	2	6	33	0 / 2		1 / 1		1 / 3			1		
9	HUI Ching Lam	2	1	3	33			0 / 1		0 / 1		1 / 1	1		
Totals		26	15	24	63	4 / 6		4 / 6		6 / 10		1 / 2	3		

No.	Goalkeeper	Total			Saves / Shots							
		Saves	Shots	%	1-Pt All	1-Pt Spin	Spin	In-flight	Specialist	Direct Goal	P6m	
1	MAN Cheuk Lam	2	17	12			2 / 11		0 / 3		0 / 3	
Totals		2	17	12			2 / 11		0 / 3		0 / 3	

TUR - Turkey

Headcoach: AYAR Kadir

Team time outs: 1

No.	Name	Total				Goals / Shots							Punishments		
		Points	Goals	Shots	%	1-Pt All	1-Pt Spin	Spin	In-flight	Specialist	Direct Goal	P6m	SUS	D	DR
1	YILMAZ Dilek														
5	YIGIT Serap	10	5	6	83			5 / 6							
7	TURKYILMAZ Beyzanur	12	6	8	75			3 / 5				3 / 3	1		
8	KILIC Eda Nur	4	2	3	67					2 / 3					
11	DALKIC Elif	2	1	2	50			1 / 2							
12	KARADEMIR Sude														
14	COSKUNSU Ceyhan														
15	KARACAM Beyza	2	1	2	50					1 / 2					
16	SORMAZ Aysenur		0	1	0					0 / 1			1		
Totals		30	15	22	68			9 / 13		3 / 6		3 / 3	2		

No.	Goalkeeper	Total			Saves / Shots							
		Saves	Shots	%	1-Pt All	1-Pt Spin	Spin	In-flight	Specialist	Direct Goal	P6m	
12	KARADEMIR Sude	5	15	33	1 / 4		2 / 5		1 / 5		1 / 1	
14	COSKUNSU Ceyhan	1	6	17	0 / 1		0 / 1		1 / 3		0 / 1	
Totals		6	21	29	1 / 5		2 / 6		2 / 8		1 / 2	

Team Comparison

	1st Period				2nd Period			
	Hong Kong, China		Turkey		Hong Kong, China		Turkey	
	Goals/Shots	%	Goals/Shots	%	Goals/Shots	%	Goals/Shots	%
In-flight Shots								
Spin Shots	1 / 2	50	3 / 4	75	3 / 4	75	6 / 9	67
Specialist Shots	2 / 4	50	1 / 2	50	4 / 6	67	2 / 4	50
1-Point Shots	2 / 4	50			2 / 2	100		
Direct Goal Shots								
6-meter Shots	1 / 2	50	2 / 2	100			1 / 1	100
1-Point Spin Shots								



Results

Hong Kong, China 0 vs 2 Turkey

REFEREES:

Cardone Luciano (ITA)
Manuele Sebastiano (ITA)

1st Period: 10 - 12

2nd Period: 16 - 18

Running Score

HKG - TUR

1st Period

HUNG S. 1 : 0
1 : 2 KARACAM B.
CHONG S. 3 : 2
HUI C. 5 : 2
5 : 4 YIGIT S.
5 : 6 TURKYILMAZ B.
LI L. 7 : 6
CHO H. 9 : 6
9 : 8 YIGIT S.
HUNG S. 10 : 8
10 : 10 DALKIC E.
10 : 12 TURKYILMAZ B.

2nd Period

0 : 2 YIGIT S.
CHONG S. 2 : 2
2 : 4 TURKYILMAZ B.
CHONG S. 4 : 4
LI L. 6 : 4
LI L. 8 : 4
8 : 6 YIGIT S.
CHONG S. 10 : 6
10 : 8 TURKYILMAZ B.
CHO H. 12 : 8
12 : 10 KILIC E.
12 : 12 YIGIT S.
HUNG S. 13 : 12
13 : 14 TURKYILMAZ B.
HUNG S. 14 : 14
14 : 16 TURKYILMAZ B.
CHONG S. 16 : 16
16 : 18 KILIC E.

HKG - Hong Kong, China

No.	Name	Technical skills					
		Assists	Steals	Blocked Shots	Received 6m Fouls	Penalty Fouls	Turnovers
1	MAN Cheuk Lam						
2	KWOK Tsztung						
3	YOK Tsz Tung						
4	SO Hoi Kiu						
5	HUNG Sin Yu					1	2
6	CHONG Sze Ki						2
7	LI Lok Yee	2				1	1
8	CHO Hoi Ching	3			1		3
9	HUI Ching Lam	1			1	1	2
Team							
Totals		6			2	3	10

TUR - Turkey

No.	Name	Technical skills					
		Assists	Steals	Blocked Shots	Received 6m Fouls	Penalty Fouls	Turnovers
1	YILMAZ Dilek						1
5	YIGIT Serap	1			1		1
7	TURKYILMAZ Beyzanur					2	3
8	KILIC Eda Nur	1			1		1
11	DALKIC Elif	3					1
12	KARADEMIR Sude						
14	COSKUNSU Ceyhan						1
15	KARACAM Beyza	1			1		1
16	SORMAZ Aysenur		1	1			
Team							
Totals		6	1	1	3	2	9

Legend:

% Efficiency
DR Disqualifications with Report
SUS Suspension
1-Pt No. 1-Point-Shots Uniform Number
1-Pt Spin P6m 1-Point-Spinshots 6m Penalty Shots
D Spin Disqualifications Spinshots

MATCH AND REFEREES REPORT

BEACH HANDBALL

<input checked="" type="checkbox"/>	Youth Olympics
<input type="checkbox"/>	WCh
<input type="checkbox"/>	Int. Match

<input type="checkbox"/>	Qual.Match
<input type="checkbox"/>	Qual. Tournament
<input checked="" type="checkbox"/>	Final tournament

<input type="checkbox"/>	Men
<input type="checkbox"/>	Men's J
<input type="checkbox"/>	Men's Y

<input checked="" type="checkbox"/>	Women
<input type="checkbox"/>	Women's J
<input type="checkbox"/>	Women's Y

Matchnumber

W31

A / Home Team

B / Away Team

Final Result

Hungary			Paraguay			
Place	Court No.	Date	Time	Spectators	TV	Report follows
Buenos Aires	2	11/10/2018	10:00			NO

2 : 0

No.	Team A	P	SUS	SUS	D	DR
1	HADFI Greta					
2	BRAUN Csenge	7				
8	LERANT Sara	4				
9	PINTER Klaudia	6				
11	BENZSAY Rebeka	6				
16	MATEFI Dalma					
26	GAJDOS Dorottya	9				
32	KIRALY Reka		6:58			
46	LANDI Gabriella					
A	PINIZSI Zoltan					
B	GYORI Agnes					
C						
D						
Sig. Off.		TTO	9:53		9:16	

No.	Team B	P	SUS	SUS	D	DR
6	GUEYRAUD ROBLEDO Alice Naomi					
7	MIRANDA Veronica					
8	VILLALBA Guadalupe					
9	BRITEZ Alma	14				
10	GAONA Andrea	6				
11	FRANCO Tatiana	6				
12	SANCHEZ Jeanine					
13	LEIVA Darlene	2	8:18			
15	UGARRIZA D ANATRO Sofia		15:58			
A	VELOSO Jose					
B	RUIZ DIAZ Luis					
C						
D						
Sig. Off.		TTO	4:55		7:25	

Referees	NOC	Signature
1	ALDERAZI H.	BRN
2	SHAMSAN H.	BRN

Technical Delegates	NOC	Signature
A	CARDONE C.	ITA
B	RODRIGUEZ L.	ARG

1st Period					
A	P	B	A	P	B
	1			23	
26	2	10		24	
	3			25	
9	4	13		26	
	5			27	
26	6	9		28	
	7	9		29	
26	8			30	
	9	9		31	
11	10			32	
	11	9		33	
9	12	11		34	
	13			35	
26	14			36	
26	15			37	
	16			38	
	17			39	
	18			40	
	19			41	
	20			42	
	21			43	
	22			44	

2nd Period					
A	P	B	A	P	B
	1			23	
2	2	9		24	
	3			25	
11	4	11		26	
	5			27	
2	6	9		28	
	7			29	
11	8	10		30	
	9			31	
2	10	11		32	
	11	9		33	
8	12	11		34	
	13			35	
8	14	10		36	
	15			37	
9	16	9		38	
2	17			39	
	18			40	
	19			41	
	20			42	
	21			43	
	22			44	

1st Period	15 - 12	2nd Period	17 - 16
Result	1 - 0	Result	1 - 0
"Shoot-out"		Shootout	
		Result	

Team A

N									
DG									
P									

Team B

N									
DG									
P									

Legend:
D Disqualification
No. Players Number
TO Team Timeout
DG Direct Goal
Off. Official
DR Disqualification with Report
P Goal Points
GG Golden Goal
SUS Suspension



Results

Match W31
Hungary 2 vs 0 Paraguay
REFEREES:

 Alderazi Hani (BRN)
 Shamsan Hasan (BRN)

1st Period: 15 - 12
2nd Period: 17 - 16
HUN - Hungary
Headcoach: PINIZSI Zoltan
Team time outs: 2

No.	Name	Total				Goals / Shots							Punishments			
		Points	Goals	Shots	%	1-Pt All	1-Pt Spin	Spin	In-flight	Specialist	Direct Goal	P6m	SUS	D	DR	
1	HADFI Greta															
2	BRAUN Csenge	7	4	5	80	1 / 1				2 / 3		1 / 1				
8	LERANT Sara	4	2	3	67			2 / 3								
9	PINTER Klaudia	6	3	4	75					3 / 4						
11	BENZSAY Rebeka	6	3	4	75			0 / 1	1 / 1			2 / 2				
16	MATEFI Dalma															
26	GAJDOS Dorottya	9	5	6	83	1 / 1		4 / 5								
32	KIRALY Reka		0	2	0					0 / 2			1			
46	LANDI Gabriella															
Totals		32	17	24	71	2 / 2		6 / 9	1 / 1	5 / 9		3 / 3	1			

No.	Goalkeeper	Total			Saves / Shots						
		Saves	Shots	%	1-Pt All	1-Pt Spin	Spin	In-flight	Specialist	Direct Goal	P6m
1	HADFI Greta	4	10	40	1 / 2		1 / 4	0 / 1	1 / 2		1 / 1
16	MATEFI Dalma	1	11	9	1 / 4		0 / 4		0 / 2		0 / 1
Totals		5	21	24	2 / 6		1 / 8	0 / 1	1 / 4		1 / 2

PAR - Paraguay
Headcoach: VELOSO Jose
Team time outs: 2

No.	Name	Total				Goals / Shots							Punishments			
		Points	Goals	Shots	%	1-Pt All	1-Pt Spin	Spin	In-flight	Specialist	Direct Goal	P6m	SUS	D	DR	
6	GUEYRAUD ROBLEDO Alice Naomi															
7	MIRANDA Veronica															
8	VILLALBA Guadalupe															
9	BRITEZ Alma	14	8	13	62	2 / 3		5 / 8				1 / 2				
10	GAONA Andrea	6	3	4	75					3 / 4						
11	FRANCO Tatiana	6	4	5	80	2 / 2		1 / 2	1 / 1							
12	SANCHEZ Jeanine															
13	LEIVA Darlene	2	1	2	50	0 / 1		1 / 1					1			
15	UGARRIZA D ANATRO Sofia												1			
Totals		28	16	24	67	4 / 6		7 / 11	1 / 1	3 / 4		1 / 2	2			

No.	Goalkeeper	Total			Saves / Shots						
		Saves	Shots	%	1-Pt All	1-Pt Spin	Spin	In-flight	Specialist	Direct Goal	P6m
12	SANCHEZ Jeanine	3	20	15	0 / 2		1 / 7	0 / 1	2 / 7		0 / 3
Totals		3	20	15	0 / 2		1 / 7	0 / 1	2 / 7		0 / 3

Team Comparison

	1st Period				2nd Period			
	Hungary		Paraguay		Hungary		Paraguay	
	Goals/Shots	%	Goals/Shots	%	Goals/Shots	%	Goals/Shots	%
In-flight Shots	1 / 1	100					1 / 1	100
Spin Shots	4 / 5	80	3 / 6	50	2 / 4	50	4 / 5	80
Specialist Shots	2 / 4	50	1 / 1	100	3 / 5	60	2 / 3	67
1-Point Shots	1 / 1	100	2 / 3	67	1 / 1	100	2 / 3	67
Direct Goal Shots								
6-meter Shots			1 / 1	100	3 / 3	100	0 / 1	0
1-Point Spin Shots								



THU 11 OCT 2018

Start Time: 10:00

Results

Hungary 2 vs 0 Paraguay

REFEREES:

Alderazi Hani (BRN)
Shamsan Hasan (BRN)

1st Period: 15 - 12

2nd Period: 17 - 16

Running Score

HUN - PAR

1st Period

0 : 2 GAONA A.
GAJDOS D. 2 : 2
PINTER K. 4 : 2
4 : 4 LEIVA D.
GAJDOS D. 6 : 4
GAJDOS D. 8 : 4
8 : 6 BRITEZ A.
BENZSAY R. 10 : 6
10 : 7 BRITEZ A.
PINTER K. 12 : 7
12 : 9 BRITEZ A.
12 : 11 BRITEZ A.
GAJDOS D. 14 : 11
GAJDOS D. 15 : 11
15 : 12 FRANCO T.

2nd Period

0 : 2 BRITEZ A.
BRAUN C. 2 : 2
2 : 4 FRANCO T.
2 : 6 BRITEZ A.
BENZSAY R. 4 : 6
4 : 8 GAONA A.
BRAUN C. 6 : 8
6 : 10 FRANCO T.
BENZSAY R. 8 : 10
8 : 11 BRITEZ A.
BRAUN C. 10 : 11
10 : 12 FRANCO T.
LERANT S. 12 : 12
12 : 14 GAONA A.
LERANT S. 14 : 14
14 : 16 BRITEZ A.
PINTER K. 16 : 16
BRAUN C. 17 : 16

HUN - Hungary

No.	Name	Technical skills					
		Assists	Steals	Blocked Shots	Received 6m Fouls	Penalty Fouls	Turnovers
1	HADFI Greta	1					
2	BRAUN Csenge	4			2		1
8	LERANT Sara	3				1	3
9	PINTER Klaudia	1					2
11	BENZSAY Rebeka	5			1		
16	MATEFI Dalma						
26	GAJDOS Dorottya		1				1
32	KIRALY Reka			1		1	
46	LANDI Gabriella						
Team							
Totals		14	1	1	3	2	7

PAR - Paraguay

No.	Name	Technical skills					
		Assists	Steals	Blocked Shots	Received 6m Fouls	Penalty Fouls	Turnovers
6	GUEYRAUD ROBLEDO Alice Naomi			1			
7	MIRANDA Veronica						
8	VILLALBA Guadalupe		1			1	
9	BRITEZ Alma	1					4
10	GAONA Andrea	1			2		2
11	FRANCO Tatiana	2					1
12	SANCHEZ Jeanine						
13	LEIVA Darlene	7					
15	UGARRIZA D ANATRO Sofia					2	
Team							1
Totals		11	1	1	2	3	8

Legend:

% Efficiency
DR Disqualifications with Report
SUS Suspension
1-Pt No. 1-Point-Shots Uniform Number
1-Pt Spin P6m 1-Point-Spinshots 6m Penalty Shots
D Spin Disqualifications Spinshots

MATCH AND REFEREES REPORT

BEACH HANDBALL

<input checked="" type="checkbox"/>	Youth Olympics
<input type="checkbox"/>	WCh
<input type="checkbox"/>	Int. Match

<input type="checkbox"/>	Qual.Match
<input type="checkbox"/>	Qual. Tournament
<input checked="" type="checkbox"/>	Final tournament

<input type="checkbox"/>	Men
<input type="checkbox"/>	Men's J
<input type="checkbox"/>	Men's Y

<input checked="" type="checkbox"/>	Women
<input type="checkbox"/>	Women's J
<input type="checkbox"/>	Women's Y

Matchnumber

W32

A / Home Team

B / Away Team

Final Result

Croatia			Argentina			
Place	Court No.	Date	Time	Spectators	TV	Report follows
Buenos Aires	Central	11/10/2018	10:00			NO

1 : 2

No.	Team A	P	SUS	SUS	D	DR
1	LOVRENCEVIC Petra					
2	SLADIC Sasa					
3	VOJNOVIC Nika	6				
4	LUKSIC Anja Vida	10	3:39			
5	BANIC Rea	5				
6	TUPEK Mia	4				
9	PERENCEVIC Vanja		18:50			
10	BOSNJAK Mia		18:39			
11	MALEC Ana	10				
A	KANJUGOVIC Iva					
B	OSTOIC Sinisa					
C						
D						
Sig. Off.		TTO				

1st Period					
A	P	B	A	P	B
	1			23	
11	2	5		24	
	3			25	
3	4	13		26	
	5			27	
5	6	9		28	
	7			29	
3	8	3		30	
5	9			31	
	10	9		32	
11	11			33	
	12	9		34	
11	13			35	
	14	3		36	
11	15			37	
	16	7		38	
	17			39	
	18	3		40	
	19			41	
	20			42	
	21			43	
	22			44	

2nd Period					
A	P	B	A	P	B
	1			23	
4	2	5		24	
	3			25	
4	4	10		26	
	5			27	
6	6	9		28	
	7			29	
3	8	3		30	
	9	3		31	
5	10			32	
	11			33	
4	12			34	
	13			35	
4	14			36	
	15			37	
6	16			38	
	17			39	
11	18			40	
	19			41	
	20			42	
	21			43	
	22			44	

No.	Team B	P	SUS	SUS	D	DR
2	BALSAS Lucila					
3	BENEDETTI GORGA Caterina	10				
5	CORIMBERTO Fiorella	6				
7	AIZEN Belen	2	14:23			
9	PONCE Carolina	10				
10	TURNES Zoe	4	6:28			
13	BONOMI Gisella	4				
15	RIADIGOS Jimena					
16	SOTO Rosario					
A	BRUNATI Leticia					
B	FERRARO Sebastian					
C	SANZ Gustavo Andres					
D						
Sig. Off.		TTO	9:47		7:04	

1st Period	15 - 18	2nd Period	18 - 9
Result	0 - 1	Result	1 - 0
"Shoot-out"		Shootout	2 - 9
		Result	0 - 1

Referees	NOC	Signature
1	CARDONE L.	ITA
2	MANUELE S.	ITA

Technical Delegates	NOC	Signature
A	KAVCIC M.	SLO
B	WESTHAUSLER D.	GER

Team A										
N	4	3	9	5	6					
DG										2
P	2	/	/	/	/					
Team B										
N	13	10	5	3	9					
DG										9
P	2	2	2	1	2					

Legend:	D Disqualification	DG Direct Goal	DR Disqualification with Report	GG Golden Goal
No. Players Number	Off. Official	P Goal Points	SUS Suspension	
TO Team Timeout				



Results

Match W32
Croatia 1 vs 2 Argentina
REFEREES:

 Cardone Luciano (ITA)
 Manuele Sebastiano (ITA)

1st Period: 15 - 18
2nd Period: 18 - 9
Shootout: 2 - 9
CRO - Croatia

Headcoach: KANJUGOVIC Iva

No.	Name	Total				Goals / Shots							Punishments			
		Points	Goals	Shots	%	1-Pt All	1-Pt Spin	Spin	In-flight	Specialist	Direct Goal	P6m	SUS	D	DR	
1	LOVRENCEVIC Petra															
2	SLADIC Sasa															
3	VOJNOVIC Nika	6	3	4	75			1 / 2	1 / 1			1 / 1				
4	LUKSIC Anja Vida	10	5	9	56			5 / 9					1			
5	BANIC Rea	5	3	4	75	1 / 2		2 / 2								
6	TUPEK Mia	4	2	3	67			2 / 3								
9	PERENCEVIC Vanja		0	1	0			0 / 1					1			
10	BOSNJAK Mia												1			
11	MALEC Ana	10	5	7	71					5 / 7						
Totals		35	18	28	64	1 / 2		10 / 17	1 / 1	5 / 7		1 / 1	3			

No.	Goalkeeper	Total			Saves / Shots						
		Saves	Shots	%	1-Pt All	1-Pt Spin	Spin	In-flight	Specialist	Direct Goal	P6m
1	LOVRENCEVIC Petra	7	24	29	0 / 1		3 / 7	3 / 10	1 / 5		0 / 1
11	MALEC Ana	0	2	0	0 / 1		0 / 1				
Totals		7	26	27	0 / 2		3 / 8	3 / 10	1 / 5		0 / 1

ARG - Argentina

Headcoach: BRUNATI Leticia

Team time outs: 2

No.	Name	Total				Goals / Shots							Punishments			
		Points	Goals	Shots	%	1-Pt All	1-Pt Spin	Spin	In-flight	Specialist	Direct Goal	P6m	SUS	D	DR	
2	BALSAS Lucila															
3	BENEDETTI GORGA Caterina	10	6	10	60	2 / 2		1 / 2	2 / 5			1 / 1				
5	CORIMBERTO Fiorella	6	3	6	50			1 / 3	2 / 3							
7	AIZEN Belen	2	1	1	100				1 / 1				1			
9	PONCE Carolina	10	5	7	71			1 / 1		4 / 6						
10	TURNES Zoe	4	2	3	67			1 / 1	1 / 2				1			
13	BONOMI Gisella	4	2	2	100			1 / 1	1 / 1							
15	RIADIGOS Jimena															
16	SOTO Rosario															
Totals		36	19	29	66	2 / 2		5 / 8	7 / 12	4 / 6		1 / 1	2			

No.	Goalkeeper	Total			Saves / Shots						
		Saves	Shots	%	1-Pt All	1-Pt Spin	Spin	In-flight	Specialist	Direct Goal	P6m
10	TURNES Zoe	2	2	100			2 / 2				
13	BONOMI Gisella	0	1	0			0 / 1				
16	SOTO Rosario	2	19	11	0 / 1		1 / 10	0 / 1	1 / 6		0 / 1
Totals		4	22	18	0 / 1		3 / 13	0 / 1	1 / 6		0 / 1

Team Comparison

	1st Period				2nd Period			
	Croatia		Argentina		Croatia		Argentina	
	Goals/Shots	%	Goals/Shots	%	Goals/Shots	%	Goals/Shots	%
In-flight Shots	1 / 1	100	4 / 4	100			3 / 8	38
Spin Shots	2 / 5	40	1 / 3	33	7 / 8	88	0 / 1	0
Specialist Shots	4 / 5	80	3 / 3	100	1 / 2	50	1 / 3	33
1-Point Shots	1 / 1	100					1 / 1	100
Direct Goal Shots								
6-meter Shots			1 / 1	100	1 / 1	100		
1-Point Spin Shots								



Results

Croatia 1 vs 2 Argentina

REFEREES:

Cardone Luciano (ITA)
Manuele Sebastiano (ITA)

1st Period: 15 - 18

2nd Period: 18 - 9

Shootout: 2 - 9

Running Score

CRO - ARG

1st Period

0 : 2 CORIMBERTO F.
0 : 4 BONOMI G.
MALEC A. 2 : 4
VOJNOVIC N. 4 : 4
4 : 6 PONCE C.
BANIC R. 6 : 6
6 : 8 BENEDETTI GORGA C.
6 : 10 PONCE C.
6 : 12 PONCE C.
VOJNOVIC N. 8 : 12
BANIC R. 9 : 12
9 : 14 BENEDETTI GORGA C.
MALEC A. 11 : 14
MALEC A. 13 : 14
13 : 16 AIZEN B.
MALEC A. 15 : 16
15 : 18 BENEDETTI GORGA C.

2nd Period

LUKSIC A. 2 : 0
2 : 2 CORIMBERTO F.
LUKSIC A. 4 : 2
TUPEK M. 6 : 2
VOJNOVIC N. 8 : 2
BANIC R. 10 : 2
10 : 4 TURNES Z.
LUKSIC A. 12 : 4
LUKSIC A. 14 : 4
14 : 6 PONCE C.
TUPEK M. 16 : 6
16 : 8 BENEDETTI GORGA C.
MALEC A. 18 : 8
18 : 9 BENEDETTI GORGA C.

Shootout

0 : 2 BONOMI G.
LUKSIC A. 2 : 2
2 : 4 TURNES Z.
2 : 6 CORIMBERTO F.
2 : 7 BENEDETTI GORGA C.
2 : 9 PONCE C.

CRO - Croatia

No.	Name	Technical skills					
		Assists	Steals	Blocked Shots	Received 6m Fouls	Penalty Fouls	Turnovers
1	LOVRENCEVIC Petra						
2	SLADIC Sasa						
3	VOJNOVIC Nika	3					1
4	LUKSIC Anja Vida	3					
5	BANIC Rea	3					
6	TUPEK Mia	4					2
9	PERENCEVIC Vanja					1	
10	BOSNJAK Mia						
11	MALEC Ana	1			1		3
Team							
Totals		14			1	1	6

ARG - Argentina

No.	Name	Technical skills					
		Assists	Steals	Blocked Shots	Received 6m Fouls	Penalty Fouls	Turnovers
2	BALSAS Lucila						1
3	BENEDETTI GORGA Caterina	1					1
5	CORIMBERTO Fiorella	4					1
7	AIZEN Belen	4		1	1	1	
9	PONCE Carolina						1
10	TURNES Zoe			1			3
13	BONOMI Gisella						2
15	RIADIGOS Jimena						
16	SOTO Rosario						
Team							
Totals		9		2	1	1	9

Legend:

% Efficiency
DR Disqualifications with Report
SUS Suspension
1-Pt No. 1-Point-Shots Uniform Number
1-Pt Spin P6m 1-Point-Spinshots 6m Penalty Shots
D Spin Disqualifications Spinshots

MATCH AND REFEREES REPORT

BEACH HANDBALL

<input checked="" type="checkbox"/>	Youth Olympics
<input type="checkbox"/>	WCh
<input type="checkbox"/>	Int. Match

<input type="checkbox"/>	Qual.Match
<input type="checkbox"/>	Qual. Tournament
<input checked="" type="checkbox"/>	Final tournament

<input type="checkbox"/>	Men
<input type="checkbox"/>	Men's J
<input type="checkbox"/>	Men's Y

<input checked="" type="checkbox"/>	Women
<input type="checkbox"/>	Women's J
<input type="checkbox"/>	Women's Y

Matchnumber

W33

A / Home Team

B / Away Team

Final Result

Chinese Taipei			Netherlands			
Place	Court No.	Date	Time	Spectators	TV	Report follows
Buenos Aires	Central	11/10/2018	10:50			NO

1 : 2

No.	Team A	P	SUS	SUS	D	DR
2	LIN Pinchun	9				
7	LIN Hungwen	4	6:54			
11	YAN Yujia	10				
12	SHEN Yunting					
14	CHAO Yuchen	12				
15	CHEN Shufen					
17	CHAN Yuchen					
20	TSAI Peiling	12				
27	KE Xinping					
A	PAN Chienhung					
B						
C						
D						
Sig. Off.		TTO	9:37			

No.	Team B	P	SUS	SUS	D	DR
5	van EDE Marit	4	5:32			
6	CRAJE Marit					
7	van der MEIJ Amber	6				
8	van der LINDEN Lieke					
9	BUTER Anna	14				
10	KLESSER Lynn	22				
12	van GIERSBERGEN Zoe					
18	METZ Nyah	3				
23	BAKKER Lisanne	8				
A	MULDER Harald Hein					
B	ter HORST Serge					
C						
D						
Sig. Off.		TTO	8:34			

Referees	NOC	Signature
1	JAWORSKA E.	POL
2	GAWEL A.	POL

Technical Delegates	NOC	Signature
A	BESLIJA E.	MNE
B	PERKINS G.	USA

1st Period					
A	P	B	A	P	B
	1			23	
14	2	10		24	
	3			25	
20	4	18		26	
	5			27	
2	6	10		28	
	7			29	
2	8	10		30	
	9			31	
20	10	10		32	
	11			33	
14	12	10		34	
	13			35	
20	14	5		36	
	15			37	
14	16	10		38	
	17			39	
7	18	5		40	
	19			41	
11	20	10		42	
2	21			43	
	22			44	

2nd Period					
A	P	B	A	P	B
	1			23	
14	2	9		24	23
	3			25	
14	4	9		26	10
	5			27	
2	6	9		28	7
	7			29	
20	8	9		30	
	9			31	
14	10	23		32	
	11			33	
2	12	9		34	
	13			35	
11	14	10		36	
	15			37	
11	16	9		38	
	17			39	
11	18	10		40	
	19			41	
20	20	23		42	
	21			43	
7	22	7		44	

1st Period	21 - 20	2nd Period	22 - 28
Result	1 - 0	Result	0 - 1
"Shoot-out"		Shootout	4 - 9
		Result	0 - 1

Team A										
N	2	20	7	11	15					
DG										4
P	/	2	/	2	/					
Team B										
N	7	10	9	18	12					
DG					23					9
P	2	2	2	1	2					

Legend:	D Disqualification	DG Direct Goal	DR Disqualification with Report	GG Golden Goal
No. Players Number	Off. Official	P Goal Points	SUS Suspension	
TO Team Timeout				



Results

Match W33
Chinese Taipei 1 vs 2 Netherlands
REFEREES:

 Jaworska Edyta (POL)
 Gawel Anna (POL)

1st Period: 21 - 20
2nd Period: 22 - 28
Shootout: 4 - 9
TPE - Chinese Taipei

Headcoach: PAN Chienhung

Team time outs: 1

No.	Name	Total				Goals / Shots							Punishments		
		Points	Goals	Shots	%	1-Pt All	1-Pt Spin	Spin	In-flight	Specialist	Direct Goal	P6m	SUS	D	DR
2	LIN Pinchun	9	5	9	56	1 / 1		2 / 5	1 / 1			1 / 2			
7	LIN Hungwen	4	2	3	67			0 / 1				2 / 2	1		
11	YAN Yujia	10	5	8	63			1 / 1		4 / 7					
12	SHEN Yunting														
14	CHAO Yuchen	12	6	7	86			3 / 3	3 / 4						
15	CHEN Shufen		0	1	0			0 / 1							
17	CHAN Yuchen														
20	TSAI Peiling	12	6	7	86			5 / 6	1 / 1						
27	KE Xiping		0	2	0					0 / 2					
Totals		47	24	37	65	1 / 1		11 / 17	5 / 6	4 / 9		3 / 4	1		

No.	Goalkeeper	Total			Saves / Shots						
		Saves	Shots	%	1-Pt All	1-Pt Spin	Spin	In-flight	Specialist	Direct Goal	P6m
12	SHEN Yunting	4	28	14			2 / 21	1 / 3	1 / 1	0 / 3	
14	CHAO Yuchen	0	5	0	0 / 1		0 / 3			0 / 1	
Totals		4	33	12	0 / 1		2 / 24	1 / 3	1 / 1	0 / 4	

NED - Netherlands

Headcoach: MULDER Harald Hein

Team time outs: 1

No.	Name	Total				Goals / Shots							Punishments		
		Points	Goals	Shots	%	1-Pt All	1-Pt Spin	Spin	In-flight	Specialist	Direct Goal	P6m	SUS	D	DR
5	van EDE Marit	4	2	3	67			2 / 3					1		
6	CRAJE Marit		0	1	0					0 / 1					
7	van der MEIJ Amber	6	3	3	100			2 / 2	1 / 1						
8	van der LINDEN Lieke														
9	BUTER Anna	14	7	8	88			7 / 8							
10	KLESSEER Lynn	22	11	15	73			10 / 13	1 / 2						
12	van GIERSBERGEN Zoe		0	1	0					0 / 1					
18	METZ Nyah	3	2	2	100	1 / 1		1 / 1							
23	BAKKER Lisanne	8	4	4	100						4 / 4				
Totals		57	29	37	78	1 / 1		22 / 27	2 / 3	0 / 2	4 / 4		1		

No.	Goalkeeper	Total			Saves / Shots						
		Saves	Shots	%	1-Pt All	1-Pt Spin	Spin	In-flight	Specialist	Direct Goal	P6m
7	van der MEIJ Amber	2	4	50			2 / 4				
8	van der LINDEN Lieke	1	5	20			0 / 3		1 / 1	0 / 1	
23	BAKKER Lisanne	9	27	33	0 / 1		3 / 9	1 / 6	4 / 8	1 / 3	
Totals		12	36	33	0 / 1		5 / 16	1 / 6	5 / 9	1 / 4	

Team Comparison

	1st Period				2nd Period			
	Chinese Taipei		Netherlands		Chinese Taipei		Netherlands	
	Goals/Shots	%	Goals/Shots	%	Goals/Shots	%	Goals/Shots	%
In-flight Shots	1 / 1	100	1 / 2	50	4 / 5	80	1 / 1	100
Spin Shots	6 / 6	100	9 / 14	64	3 / 6	50	10 / 10	100
Specialist Shots	1 / 4	25	0 / 1	0	3 / 5	60	0 / 1	0
1-Point Shots	1 / 1	100						
Direct Goal Shots							3 / 3	100
6-meter Shots	2 / 3	67			1 / 1	100		
1-Point Spin Shots								



THU 11 OCT 2018

Start Time: 10:50

Results

Chinese Taipei 1 vs 2 Netherlands

REFEREES:

Jaworska Edyta (POL)
Gawel Anna (POL)

1st Period: 21 - 20

2nd Period: 22 - 28

Shootout: 4 - 9

Running Score

TPE - NED

1st Period

0 : 2 KLESSER L.
CHAO Y. 2 : 2
TSAI P. 4 : 2
4 : 4 METZ N.
LIN P. 6 : 4
6 : 6 KLESSER L.
LIN P. 8 : 6
8 : 8 KLESSER L.
TSAI P. 10 : 8
10 : 10 KLESSER L.
10 : 12 KLESSER L.
CHAO Y. 12 : 12
12 : 14 VAN EDE M.
TSAI P. 14 : 14
14 : 16 KLESSER L.
14 : 18 VAN EDE M.
CHAO Y. 16 : 18
LIN H. 18 : 18
YAN Y. 20 : 18
20 : 20 KLESSER L.
LIN P. 21 : 20

2nd Period

0 : 2 BUTER A.
0 : 4 BUTER A.
0 : 6 BUTER A.
CHAO Y. 2 : 6
CHAO Y. 4 : 6
4 : 8 BUTER A.
4 : 10 BAKKER L.
4 : 12 BUTER A.
LIN P. 6 : 12
TSAI P. 8 : 12
8 : 14 KLESSER L.
CHAO Y. 10 : 14
10 : 16 BUTER A.
LIN P. 12 : 16
12 : 18 KLESSER L.
YAN Y. 14 : 18
14 : 20 BAKKER L.
YAN Y. 16 : 20
16 : 22 VAN DER MEIJ A.
YAN Y. 18 : 22
18 : 24 BAKKER L.
18 : 26 KLESSER L.
TSAI P. 20 : 26
20 : 28 VAN DER MEIJ A.
LIN H. 22 : 28

Shootout

0 : 2 VAN DER MEIJ A.
TSAI P. 2 : 2
2 : 4 KLESSER L.
2 : 6 BUTER A.
YAN Y. 4 : 6
4 : 7 METZ N.
4 : 9 BAKKER L.

TPE - Chinese Taipei

No.	Name	Technical skills					
		Assists	Steals	Blocked Shots	Received 6m Fouls	Penalty Fouls	Turnovers
2	LIN Pinchun	3					1
7	LIN Hungwen						
11	YAN Yujia						1
12	SHEN Yunting	1					
14	CHAO Yuchen	1					2
15	CHEN Shufen						
17	CHAN Yuchen						
20	TSAI Peiling	4			2		
27	KE Xinping	3			2		1
Team							
Totals		12			4		5

NED - Netherlands

No.	Name	Technical skills					
		Assists	Steals	Blocked Shots	Received 6m Fouls	Penalty Fouls	Turnovers
5	van EDE Marit					2	
6	CRAJE Marit						1
7	van der MEIJ Amber	1				1	
8	van der LINDEN Lieke						
9	BUTER Anna	7					1
10	KLESSER Lynn	4				1	3
12	van GIERSBERGEN Zoe						
18	METZ Nyah	1					
23	BAKKER Lisanne						
Team							
Totals		13				4	5

Legend:

% Efficiency
DR Disqualifications with Report
SUS Suspension

1-Pt No. 1-Point-Shots Uniform Number

1-Pt Spin P6m 1-Point-Spinshots 6m Penalty Shots

D Spin Disqualifications Spinshots

MATCH AND REFEREES REPORT

BEACH HANDBALL

<input checked="" type="checkbox"/>	Youth Olympics
<input type="checkbox"/>	WCh
<input type="checkbox"/>	Int. Match

<input type="checkbox"/>	Qual.Match
<input type="checkbox"/>	Qual. Tournament
<input checked="" type="checkbox"/>	Final tournament

<input type="checkbox"/>	Men
<input type="checkbox"/>	Men's J
<input type="checkbox"/>	Men's Y

<input checked="" type="checkbox"/>	Women
<input type="checkbox"/>	Women's J
<input type="checkbox"/>	Women's Y

Matchnumber

W34

A / Home Team

B / Away Team

Final Result

Hungary			Argentina			
Place	Court No.	Date	Time	Spectators	TV	Report follows
Buenos Aires	Central	11/10/2018	14:30			NO

1 : 2

No.	Team A	P	SUS	SUS	D	DR
1	HADFI Greta	4				
2	BRAUN Csenge	12				
8	LERANT Sara	10				
9	PINTER Klaudia	2				
11	BENZSAY Rebeka	4				
16	MATEFI Dalma					
26	GAJDOS Dorottya	6				
32	KIRALY Reka					
46	LANDI Gabriella					
A	PINIZSI Zoltan					
B	GYORI Agnes					
C						
D						
Sig. Off.	TTO	9:31		7:44		

No.	Team B	P	SUS	SUS	D	DR
2	BALSAS Lucila	10				
3	BENEDETTI GORGA Caterina	13				
5	CORIMBERTO Fiorella	2				
7	AIZEN Belen	2				
9	PONCE Carolina					
10	TURNES Zoe					
13	BONOMI Gisella	14				
15	RIADIGOS Jimena		8:02			
16	SOTO Rosario					
A	BRUNATI Leticia					
B	FERRARO Sebastian					
C	SANZ Gustavo Andres					
D						
Sig. Off.	TTO	9:38				

Referees	NOC	Signature
1 JAWORSKA E.	POL	
2 GAWEL A.	POL	

Technical Delegates	NOC	Signature
A CARDONE C.	ITA	
B WESTHAUSLER D.	GER	

1st Period					
A	P	B	A	P	B
	1			23	
2	2	3		24	
	3			25	
2	4	13		26	
	5			27	
11	6	3		28	
	7			29	
8	8	3		30	
	9			31	
9	10	2		32	
	11			33	
8	12	13		34	
	13			35	
8	14	13		36	
	15			37	
2	16	13		38	
	17			39	
2	18			40	
	19			41	
	20			42	
	21			43	
	22			44	

2nd Period					
A	P	B	A	P	B
	1			23	
8	2	3		24	
	3			25	
2	4	5		26	
	5			27	
11	6	2		28	
	7			29	
1	8	2		30	
	9			31	
26	10	3		32	
	11			33	
26	12	2		34	
	13			35	
26	14	3		36	
	15			37	
	16	13		38	
	17			39	
	18	13		40	
	19			41	
	20			42	
	21			43	
	22			44	

1st Period	18 - 16	2nd Period	14 - 18
Result	1 - 0	Result	0 - 1
"Shoot-out"		Shootout	6 - 7
		Result	0 - 1

Team A										
N	26	8	11	2	32	2				
DG					1					6
P	/	2	/	2	2	/				
Team B										
N	13	10	5	2	7	3				
DG										7
P	2	/	/	2	2	1				

Legend:							
D	Disqualification	DG	Direct Goal	DR	Disqualification with Report	GG	Golden Goal
No.	Players Number	Off.	Official	P	Goal Points	SUS	Suspension
TO	Team Timeout						



Results

Match W34
Hungary 1 vs 2 Argentina
REFEREES:

Jaworska Edyta (POL)

Gawel Anna (POL)

1st Period: 18 - 16
2nd Period: 14 - 18
Shootout: 6 - 7
HUN - Hungary

Headcoach: PINIZSI Zoltan

Team time outs: 2

No.	Name	Total				Goals / Shots							Punishments		
		Points	Goals	Shots	%	1-Pt All	1-Pt Spin	Spin	In-flight	Specialist	Direct Goal	P6m	SUS	D	DR
1	HADFI Greta	4	2	4	50						2 / 4				
2	BRAUN Csenge	12	6	7	86			3 / 4				3 / 3			
8	LERANT Sara	10	5	8	63			4 / 7		1 / 1					
9	PINTER Klaudia	2	1	2	50					1 / 2					
11	BENZSAY Rebeka	4	2	7	29			2 / 3	0 / 3			0 / 1			
16	MATEFI Dalma														
26	GAJDOS Dorottya	6	3	5	60			3 / 5							
32	KIRALY Reka														
46	LANDI Gabriella														
Totals		38	19	33	58			12 / 19	0 / 3	2 / 3	2 / 4	3 / 4			

No.	Goalkeeper	Total			Saves / Shots						
		Saves	Shots	%	1-Pt All	1-Pt Spin	Spin	In-flight	Specialist	Direct Goal	P6m
1	HADFI Greta	9	18	50	1 / 2		2 / 5	2 / 3	4 / 7		0 / 1
16	MATEFI Dalma	4	15	27			0 / 3	3 / 9	1 / 2		0 / 1
46	LANDI Gabriella	0	1	0			0 / 1				
Totals		13	34	38	1 / 2		2 / 9	5 / 12	5 / 9		0 / 2

ARG - Argentina

Headcoach: BRUNATI Leticia

Team time outs: 1

No.	Name	Total				Goals / Shots							Punishments		
		Points	Goals	Shots	%	1-Pt All	1-Pt Spin	Spin	In-flight	Specialist	Direct Goal	P6m	SUS	D	DR
2	BALSAS Lucila	10	5	7	71			1 / 1		4 / 6					
3	BENEDETTI GORGA Caterina	13	7	9	78	1 / 1		3 / 3	1 / 3			2 / 2			
5	CORIMBERTO Fiorella	2	1	2	50			0 / 1	1 / 1						
7	AIZEN Belen	2	1	2	50	0 / 1		1 / 1							
9	PONCE Carolina		0	3	0					0 / 3					
10	TURNES Zoe		0	1	0			0 / 1							
13	BONOMI Gisella	14	7	11	64			2 / 2	5 / 9						
15	RIADIGOS Jimena												1		
16	SOTO Rosario														
Totals		41	21	35	60	1 / 2		7 / 9	7 / 13	4 / 9		2 / 2	1		

No.	Goalkeeper	Total			Saves / Shots						
		Saves	Shots	%	1-Pt All	1-Pt Spin	Spin	In-flight	Specialist	Direct Goal	P6m
7	AIZEN Belen	1	1	100			1 / 1				
10	TURNES Zoe	1	3	33			1 / 3				
13	BONOMI Gisella	0	1	0						0 / 1	
16	SOTO Rosario	5	21	24			2 / 12	2 / 2	0 / 2	0 / 1	1 / 4
Totals		7	26	27			4 / 16	2 / 2	0 / 2	0 / 2	1 / 4

Team Comparison

	1st Period				2nd Period			
	Hungary		Argentina		Hungary		Argentina	
	Goals/Shots	%	Goals/Shots	%	Goals/Shots	%	Goals/Shots	%
In-flight Shots			5 / 9	56	0 / 3	0	2 / 4	50
Spin Shots	5 / 7	71	1 / 1	100	5 / 7	71	3 / 3	100
Specialist Shots	1 / 1	100	1 / 2	50	1 / 2	50	3 / 7	43
1-Point Shots							0 / 1	0
Direct Goal Shots					1 / 3	33		
6-meter Shots	3 / 4	75	1 / 1	100			1 / 1	100
1-Point Spin Shots								



Results

Hungary 1 vs 2 Argentina

REFEREES:

Jaworska Edyta (POL)

Gawel Anna (POL)

1st Period: 18 - 16

2nd Period: 14 - 18

Shootout: 6 - 7

HUN - Hungary

No.	Name	Technical skills					
		Assists	Steals	Blocked Shots	Received 6m Fouls	Penalty Fouls	Turnovers
1	HADFI Greta						1
2	BRAUN Csenge	4					1
8	LERANT Sara	4			2	1	1
9	PINTER Klaudia	1			1		1
11	BENZSAY Rebeka	2			1		1
16	MATEFI Dalma						
26	GAJDOS Dorottya						
32	KIRALY Reka						
46	LANDI Gabriella					1	
Team							
Totals		11			4	2	5

Running Score
HUN - ARG
1st Period

	0 : 2	BENEDETTI GORGA C.
BRAUN C.	2 : 2	
	2 : 4	BONOMI G.
BRAUN C.	4 : 4	
	4 : 6	BENEDETTI GORGA C.
BENZSAY R.	6 : 6	
	6 : 8	BENEDETTI GORGA C.
LERANT S.	8 : 8	
	8 : 10	BALSAS L.
PINTER K.	10 : 10	
	10 : 12	BONOMI G.
LERANT S.	12 : 12	
	12 : 14	BONOMI G.
LERANT S.	14 : 14	
	14 : 16	BONOMI G.
BRAUN C.	16 : 16	
BRAUN C.	18 : 16	

ARG - Argentina

No.	Name	Technical skills					
		Assists	Steals	Blocked Shots	Received 6m Fouls	Penalty Fouls	Turnovers
2	BALSAS Lucila	1			1		
3	BENEDETTI GORGA Caterina	7					
5	CORIMBERTO Fiorella	2	1			1	1
7	AIZEN Belen		3			1	
9	PONCE Carolina						
10	TURNES Zoe		1	3		1	
13	BONOMI Gisella	1		1	1		
15	RIADIGOS Jimena			1		1	
16	SOTO Rosario						
Team							
Totals		11	5	5	2	4	1

2nd Period

LERANT S.	2 : 0	
	2 : 2	BENEDETTI GORGA C.
BRAUN C.	4 : 2	
BENZSAY R.	6 : 2	
	6 : 4	CORIMBERTO F.
	6 : 6	BALSAS L.
HADFI G.	8 : 6	
	8 : 8	BALSAS L.
GAJDOS D.	10 : 8	
	10 : 10	BENEDETTI GORGA C.
GAJDOS D.	12 : 10	
	12 : 12	BALSAS L.
	12 : 14	BENEDETTI GORGA C.
	12 : 16	BONOMI G.
GAJDOS D.	14 : 16	
	14 : 18	BONOMI G.

Shootout

	0 : 2	BONOMI G.
LERANT S.	2 : 2	
	2 : 4	BALSAS L.
BRAUN C.	4 : 4	
	4 : 6	AIZEN B.
HADFI G.	6 : 6	
	6 : 7	BENEDETTI GORGA C.

Legend:

% Efficiency
 DR Disqualifications with Report
 SUS Suspension

1-Pt No. 1-Point-Shots
 Uniform Number

1-Pt Spin P6m 1-Point-Spinshots
 6m Penalty Shots

D Spin Disqualifications
 Spinshots

MATCH AND REFEREES REPORT

BEACH HANDBALL

<input checked="" type="checkbox"/>	Youth Olympics
<input type="checkbox"/>	WCh
<input type="checkbox"/>	Int. Match

<input type="checkbox"/>	Qual.Match
<input type="checkbox"/>	Qual. Tournament
<input checked="" type="checkbox"/>	Final tournament

<input type="checkbox"/>	Men
<input type="checkbox"/>	Men's J
<input type="checkbox"/>	Men's Y

<input checked="" type="checkbox"/>	Women
<input type="checkbox"/>	Women's J
<input type="checkbox"/>	Women's Y

Matchnumber

W35

A / Home Team

B / Away Team

Final Result

Croatia			Netherlands			
Place	Court No.	Date	Time	Spectators	TV	Report follows
Buenos Aires	Central	11/10/2018	15:20			NO

1 : 2

No.	Team A	P	SUS	SUS	D	DR
1	LOVRENCEVIC Petra					
2	SLADIC Sasa					
3	VOJNOVIC Nika	4				
4	LUKSIC Anja Vida	10				
5	BANIC Rea	4				
6	TUPEK Mia	2				
9	PERENCEVIC Vanja					
10	BOSNJAK Mia					
11	MALEC Ana	12				
A	KANJUGOVIC Iva					
B	OSTOIC Sinisa					
C						
D						
Sig. Off.	TTO	9:48		9:48		

No.	Team B	P	SUS	SUS	D	DR
5	van EDE Marit					
6	CRAJE Marit					
7	van der MEIJ Amber	2				
8	van der LINDEN Lieke					
9	BUTER Anna	10				
10	KLESSER Lynn	16				
12	van GIERSBERGEN Zoe					
18	METZ Nyah	6				
23	BAKKER Lisanne	4				
A	MULDER Harald Hein					
B	ter HORST Serge					
C						
D						
Sig. Off.	TTO	3:53				

Referees	NOC	Signature
1 ALDERAZI H.	BRN	
2 SHAMSAN H.	BRN	

Technical Delegates	NOC	Signature
A SABOVIK I.	SVK	
B KAVCIC M.	SLO	

1st Period					
A	P	B	A	P	B
	1			23	
11	2	23		24	
	3			25	
11	4	9		26	
	5			27	
3	6	10		28	
	7			29	
3	8	18		30	
	9			31	
11	10	10		32	
	11			33	
5	12	10		34	
	13			35	
4	14	18		36	
	15			37	
	16	10		38	
	17			39	
	18			40	
	19			41	
	20			42	
	21			43	
	22			44	

2nd Period					
A	P	B	A	P	B
	1			23	
11	2	9		24	
	3			25	
6	4	10		26	
	5			27	
4	6	10		28	
	7			29	
11	8	10		30	
	9			31	
4	10	9		32	
	11			33	
4	12	18		34	
	13			35	
11	14	9		36	
	15			37	
4	16			38	
	17			39	
	18			40	
	19			41	
	20			42	
	21			43	
	22			44	

1st Period	14 - 16	2nd Period	16 - 14
Result	0 - 1	Result	1 - 0
"Shoot-out"		Shootout	2 - 8
		Result	0 - 1

Team A										
N	4	3	11	5	6					
DG										2
P	/	/	/	2	/					
Team B										
N	7	10	9	7	5					
DG					23					8
P	/	2	2	2	2					

Legend:	D Disqualification	DG Direct Goal	DR Disqualification with Report	GG Golden Goal
No. Players Number	Off. Official	P Goal Points	SUS Suspension	
TO Team Timeout				



Results

Match W35
Croatia 1 vs 2 Netherlands
REFEREES:

 Alderazi Hani (BRN)
 Shamsan Hasan (BRN)

1st Period: 14 - 16
2nd Period: 16 - 14
Shootout: 2 - 8
CRO - Croatia

Headcoach: KANJUGOVIC Iva

Team time outs: 2

No.	Name	Total				Goals / Shots							Punishments			
		Points	Goals	Shots	%	1-Pt All	1-Pt Spin	Spin	In-flight	Specialist	Direct Goal	P6m	SUS	D	DR	
1	LOVRENCEVIC Petra															
2	SLADIC Sasa															
3	VOJNOVIC Nika	4	2	4	50			1 / 2	1 / 2							
4	LUKSIC Anja Vida	10	5	11	45			5 / 11								
5	BANIC Rea	4	2	5	40			2 / 5								
6	TUPEK Mia	2	1	2	50	0 / 1		1 / 1								
9	PERENCEVIC Vanja															
10	BOSNJAK Mia															
11	MALEC Ana	12	6	10	60			0 / 1		6 / 9						
Totals		32	16	32	50	0 / 1		9 / 20	1 / 2	6 / 9						

No.	Goalkeeper	Total			Saves / Shots						
		Saves	Shots	%	1-Pt All	1-Pt Spin	Spin	In-flight	Specialist	Direct Goal	P6m
1	LOVRENCEVIC Petra	9	26	35			5 / 19	3 / 5	1 / 1		0 / 1
3	VOJNOVIC Nika	0	1	0						0 / 1	
Totals		9	28	32			5 / 19	3 / 5	1 / 1	0 / 2	0 / 1

NED - Netherlands

Headcoach: MULDER Harald Hein

Team time outs: 1

No.	Name	Total				Goals / Shots							Punishments			
		Points	Goals	Shots	%	1-Pt All	1-Pt Spin	Spin	In-flight	Specialist	Direct Goal	P6m	SUS	D	DR	
5	van EDE Marit															
6	CRAJE Marit		0	1	0					0 / 1						
7	van der MEIJ Amber	2	1	2	50			0 / 1				1 / 1				
8	van der LINDEN Lieke		0	1	0						0 / 1					
9	BUTER Anna	10	5	6	83			5 / 6								
10	KLESSEER Lynn	16	8	13	62			7 / 10	1 / 3							
12	van GIERSBERGEN Zoe		0	1	0					0 / 1						
18	METZ Nyah	6	3	7	43			2 / 5	1 / 2							
23	BAKKER Lisanne	4	2	2	100						2 / 2					
Totals		38	19	33	58			14 / 22	2 / 5	0 / 2	2 / 3	1 / 1				

No.	Goalkeeper	Total			Saves / Shots						
		Saves	Shots	%	1-Pt All	1-Pt Spin	Spin	In-flight	Specialist	Direct Goal	P6m
7	van der MEIJ Amber	2	2	100			2 / 2				
8	van der LINDEN Lieke	1	7	14			0 / 2	0 / 1	1 / 4		
23	BAKKER Lisanne	5	15	33			3 / 10	1 / 1	1 / 4		
Totals		8	24	33			5 / 14	1 / 2	2 / 8		

Team Comparison

	1st Period				2nd Period			
	Croatia		Netherlands		Croatia		Netherlands	
	Goals/Shots	%	Goals/Shots	%	Goals/Shots	%	Goals/Shots	%
In-flight Shots	1 / 2	50	2 / 5	40				
Spin Shots	3 / 7	43	5 / 9	56	5 / 9	56	7 / 10	70
Specialist Shots	3 / 3	100			3 / 6	50	0 / 2	0
1-Point Shots								
Direct Goal Shots			1 / 1	100			0 / 1	0
6-meter Shots								
1-Point Spin Shots								



Results

Croatia 1 vs 2 Netherlands

REFEREES:

Alderazi Hani (BRN)
Shamsan Hasan (BRN)

1st Period: 14 - 16

2nd Period: 16 - 14

Shootout: 2 - 8

Running Score

CRO - NED

CRO - Croatia

No.	Name	Technical skills					
		Assists	Steals	Blocked Shots	Received 6m Fouls	Penalty Fouls	Turnovers
1	LOVRENCEVIC Petra						
2	SLADIC Sasa						
3	VOJNOVIC Nika						
4	LUKSIC Anja Vida	3					1
5	BANIC Rea	3	1				2
6	TUPEK Mia	5					2
9	PERENCEVIC Vanja			1			
10	BOSNJAK Mia	1	1				
11	MALEC Ana						2
Team							
Totals		12	2	1			7

1st Period

0	:	2	BAKKER L.
0	:	4	BUTER A.
MALEC A.	:	4	
MALEC A.	:	4	
VOJNOVIC N.	:	6	
VOJNOVIC N.	:	8	
	:	8	KLESSER L.
MALEC A.	:	10	
	:	10	METZ N.
	:	10	KLESSER L.
BANIC R.	:	12	
	:	12	KLESSER L.
	:	12	METZ N.
	:	12	KLESSER L.
LUKSIC A.	:	14	

NED - Netherlands

No.	Name	Technical skills					
		Assists	Steals	Blocked Shots	Received 6m Fouls	Penalty Fouls	Turnovers
5	van EDE Marit						
6	CRAJE Marit						
7	van der MEIJ Amber			3			
8	van der LINDEN Lieke		1				
9	BUTER Anna	3					1
10	KLESSER Lynn	1	2				2
12	van GIERSBERGEN Zoe						2
18	METZ Nyah	4					1
23	BAKKER Lisanne						
Team							
Totals		8	3	3			6

2nd Period

MALEC A.	:	2	
	:	2	BUTER A.
	:	2	KLESSER L.
TUPEK M.	:	4	
	:	4	KLESSER L.
LUKSIC A.	:	6	
	:	6	KLESSER L.
MALEC A.	:	8	
	:	8	BUTER A.
LUKSIC A.	:	10	
LUKSIC A.	:	12	
	:	12	METZ N.
MALEC A.	:	14	
	:	14	BUTER A.
LUKSIC A.	:	16	

Shootout

0	:	2	KLESSER L.
0	:	4	BUTER A.
BANIC R.	:	2	
	:	2	VAN DER MEIJ A.
	:	2	BAKKER L.

Legend:						
%	Efficiency	1-Pt	1-Point-Shots	1-Pt Spin	1-Point-Spinshots	D
DR	Disqualifications with Report	No.	Uniform Number	P6m	6m Penalty Shots	Spin
SUS	Suspension					Spinshots

MATCH AND REFEREES REPORT

BEACH HANDBALL

<input checked="" type="checkbox"/>	Youth Olympics
<input type="checkbox"/>	WCh
<input type="checkbox"/>	Int. Match

<input type="checkbox"/>	Qual.Match
<input type="checkbox"/>	Qual. Tournament
<input checked="" type="checkbox"/>	Final tournament

<input type="checkbox"/>	Men
<input type="checkbox"/>	Men's J
<input type="checkbox"/>	Men's Y

<input checked="" type="checkbox"/>	Women
<input type="checkbox"/>	Women's J
<input type="checkbox"/>	Women's Y

Matchnumber

W36

A / Home Team

B / Away Team

Final Result

Chinese Taipei			Paraguay			
Place	Court No.	Date	Time	Spectators	TV	Report follows
Buenos Aires	2	11/10/2018	14:30			NO

2 : 0

No.	Team A	P	SUS	SUS	D	DR
2	LIN Pinchun	4				
7	LIN Hungwen	12				
11	YAN Yujia	2				
12	SHEN Yunting	2				
14	CHAO Yuchen	14				
15	CHEN Shufen					
17	CHAN Yuchen					
20	TSAI Peiling	1				
27	KE Xinping	2				
A	PAN Chienhung					
B						
C						
D						
Sig. Off.		TTO	9:51			

No.	Team B	P	SUS	SUS	D	DR
6	GUEYRAUD ROBLEDO Alice Naomi					
7	MIRANDA Veronica	2				
8	VILLALBA Guadalupe		9:57			
9	BRITEZ Alma	8				
10	GAONA Andrea	2				
11	FRANCO Tatiana		19:25			
12	SANCHEZ Jeanine					
13	LEIVA Darlene	9	16:26			
15	UGARRIZA D ANATRO Sofia	10				
A	VELOSO Jose					
B	RUIZ DIAZ Luis					
C						
D						
Sig. Off.		TTO	7:38			

Referees	NOC	Signature
1	ASSIS F.	BRA
2	DOS SANTOS S.	BRA

Technical Delegates	NOC	Signature
A	HEIM A.	HUN
B	CABRILLANA M.	ARG

1st Period					
A	P	B	A	P	B
	1			23	
2	2	15		24	
	3			25	
14	4	7		26	
	5			27	
14	6	15		28	
	7			29	
7	8	15		30	
	9			31	
14	10	9		32	
	11			33	
2	12	15		34	
	13			35	
7	14	15		36	
	15			37	
7	16			38	
	17			39	
	18			40	
	19			41	
	20			42	
	21			43	
	22			44	

2nd Period					
A	P	B	A	P	B
	1			23	
14	2	9		24	
	3	13		25	
14	4			26	
	5	13		27	
27	6			28	
	7	9		29	
14	8			30	
	9	13		31	
7	10			32	
	11	13		33	
11	12			34	
	13	13		35	
7	14			36	
20	15	10		37	
	16			38	
14	17	9		39	
	18			40	
12	19			41	
	20			42	
7	21			43	
	22			44	

1st Period	16 - 14	2nd Period	21 - 17
Result	1 - 0	Result	1 - 0
"Shoot-out"		Shootout	
		Result	

Team A											
N											
DG											
P											
Team B											
N											
DG											
P											

Legend:	D Disqualification	DG Direct Goal	DR Disqualification with Report	GG Golden Goal
No. Players Number	Off. Official	P Goal Points	SUS Suspension	
TO Team Timeout				



Results

Match W36
Chinese Taipei 2 vs 0 Paraguay
REFEREES:

 Assis Flavio (BRA)
 dos Santos Sidiney (BRA)

1st Period: 16 - 14
2nd Period: 21 - 17
TPE - Chinese Taipei

Headcoach: PAN Chienhung

Team time outs: 1

No.	Name	Total				Goals / Shots							Punishments			
		Points	Goals	Shots	%	1-Pt All	1-Pt Spin	Spin	In-flight	Specialist	Direct Goal	P6m	SUS	D	DR	
2	LIN Pinchun	4	2	5	40			1 / 3	1 / 2							
7	LIN Hungwen	12	6	7	86			0 / 1				6 / 6				
11	YAN Yujia	2	1	4	25					1 / 4						
12	SHEN Yunting	2	1	2	50						1 / 2					
14	CHAO Yuchen	14	7	8	88			1 / 2	6 / 6							
15	CHEN Shufen															
17	CHAN Yuchen															
20	TSAI Peiling	1	1	1	100	1 / 1										
27	KE Xiping	2	1	3	33					1 / 3						
Totals		37	19	30	63	1 / 1		2 / 6	7 / 8	2 / 7	1 / 2	6 / 6				

No.	Goalkeeper	Total			Saves / Shots						
		Saves	Shots	%	1-Pt All	1-Pt Spin	Spin	In-flight	Specialist	Direct Goal	P6m
12	SHEN Yunting	6	22	27	1 / 2		4 / 11	1 / 6	0 / 2		0 / 1
Totals		6	22	27	1 / 2		4 / 11	1 / 6	0 / 2		0 / 1

PAR - Paraguay

Headcoach: VELOSO Jose

Team time outs: 1

No.	Name	Total				Goals / Shots							Punishments			
		Points	Goals	Shots	%	1-Pt All	1-Pt Spin	Spin	In-flight	Specialist	Direct Goal	P6m	SUS	D	DR	
6	GUEYRAUD ROBLEDO Alice Naomi															
7	MIRANDA Veronica	2	1	1	100					1 / 1						
8	VILLALBA Guadalupe												1			
9	BRITEZ Alma	8	4	7	57			3 / 6				1 / 1				
10	GAONA Andrea	2	1	4	25	0 / 1		0 / 1		1 / 2						
11	FRANCO Tatiana												1			
12	SANCHEZ Jeanine															
13	LEIVA Darlene	9	5	6	83	1 / 1		4 / 5					1			
15	UGARRIZA D ANATRO Sofia	10	5	7	71			0 / 1	5 / 6							
Totals		31	16	25	64	1 / 2		7 / 13	5 / 6	2 / 3		1 / 1	3			

No.	Goalkeeper	Total			Saves / Shots						
		Saves	Shots	%	1-Pt All	1-Pt Spin	Spin	In-flight	Specialist	Direct Goal	P6m
12	SANCHEZ Jeanine	4	23	17	0 / 1		3 / 5	0 / 7	1 / 3	0 / 1	0 / 6
Totals		4	23	17	0 / 1		3 / 5	0 / 7	1 / 3	0 / 1	0 / 6

Team Comparison

	1st Period				2nd Period			
	Chinese Taipei		Paraguay		Chinese Taipei		Paraguay	
	Goals/Shots	%	Goals/Shots	%	Goals/Shots	%	Goals/Shots	%
In-flight Shots	4 / 5	80	5 / 5	100	3 / 3	100	0 / 1	0
Spin Shots	1 / 3	33	1 / 4	25	1 / 3	33	6 / 9	67
Specialist Shots	0 / 3	0	1 / 1	100	2 / 4	50	1 / 2	50
1-Point Shots			0 / 1	0	1 / 1	100	1 / 1	100
Direct Goal Shots	0 / 1	0			1 / 1	100		
6-meter Shots	3 / 3	100			3 / 3	100	1 / 1	100
1-Point Spin Shots								



THU 11 OCT 2018

Start Time: 14:30

Results

Chinese Taipei 2 vs 0 Paraguay

REFEREES:

Assis Flavio (BRA)
dos Santos Sidiney (BRA)

1st Period: 16 - 14

2nd Period: 21 - 17

Running Score

TPE - PAR

1st Period

LIN P. **2 : 0**
2 : 2 UGARRIZA D ANATRO S.
CHAO Y. **4 : 2**
CHAO Y. **6 : 2**
6 : 4 MIRANDA V.
6 : 6 UGARRIZA D ANATRO S.
LIN H. **8 : 6**
8 : 8 UGARRIZA D ANATRO S.
CHAO Y. **10 : 8**
10 : 10 BRITZ A.
LIN P. **12 : 10**
12 : 12 UGARRIZA D ANATRO S.
12 : 14 UGARRIZA D ANATRO S.
LIN H. **14 : 14**
LIN H. **16 : 14**

2nd Period

CHAO Y. **2 : 0**
2 : 2 BRITZ A.
CHAO Y. **4 : 2**
4 : 3 LEIVA D.
4 : 5 LEIVA D.
4 : 7 BRITZ A.
KE X. **6 : 7**
CHAO Y. **8 : 7**
8 : 9 LEIVA D.
LIN H. **10 : 9**
YAN Y. **12 : 9**
12 : 11 LEIVA D.
LIN H. **14 : 11**
TSAI P. **15 : 11**
15 : 13 LEIVA D.
CHAO Y. **17 : 13**
17 : 15 GAONA A.
SHEN Y. **19 : 15**
19 : 17 BRITZ A.
LIN H. **21 : 17**

TPE - Chinese Taipei

No.	Name	Technical skills					
		Assists	Steals	Blocked Shots	Received 6m Fouls	Penalty Fouls	Turnovers
2	LIN Pinchun	3			1		1
7	LIN Hungwen						1
11	YAN Yujia	5			4		
12	SHEN Yunting						
14	CHAO Yuchen	1			1		1
15	CHEN Shufen	1		1			
17	CHAN Yuchen					1	
20	TSAI Peiling	1					
27	KE Xinping	1					2
Team							
Totals		12		1	6	1	5

PAR - Paraguay

No.	Name	Technical skills					
		Assists	Steals	Blocked Shots	Received 6m Fouls	Penalty Fouls	Turnovers
6	GUEYRAUD ROBLEDO Alice Naomi		1			2	
7	MIRANDA Veronica	1					1
8	VILLALBA Guadalupe					2	
9	BRITZ Alma	3				1	
10	GAONA Andrea	2					
11	FRANCO Tatiana	1		3		1	
12	SANCHEZ Jeanine						
13	LEIVA Darlene	2			1		1
15	UGARRIZA D ANATRO Sofia						2
Team							2
Totals		9	1	3	1	6	6

Legend:

% Efficiency
DR Disqualifications with Report
SUS Suspension
1-Pt No. 1-Point-Shots Uniform Number
1-Pt Spin P6m 1-Point-Spinshots 6m Penalty Shots
D Spin Disqualifications Spinshots

MATCH AND REFEREES REPORT

BEACH HANDBALL

<input checked="" type="checkbox"/>	Youth Olympics
<input type="checkbox"/>	WCh
<input type="checkbox"/>	Int. Match

<input type="checkbox"/>	Qual.Match
<input type="checkbox"/>	Qual. Tournament
<input checked="" type="checkbox"/>	Final tournament

<input type="checkbox"/>	Men
<input type="checkbox"/>	Men's J
<input type="checkbox"/>	Men's Y

<input checked="" type="checkbox"/>	Women
<input type="checkbox"/>	Women's J
<input type="checkbox"/>	Women's Y

Matchnumber

W37

A / Home Team

B / Away Team

Final Result

Croatia			Paraguay			
Place	Court No.	Date	Time	Spectators	TV	Report follows
Buenos Aires	Central	12/10/2018	10:00			NO

2 : 0

No.	Team A	P	SUS	SUS	D	DR
1	LOVRENCEVIC Petra					
2	SLADIC Sasa					
3	VOJNOVIC Nika	4				
4	LUKSIC Anja Vida	12				
5	BANIC Rea					
6	TUPEK Mia					
9	PERENCEVIC Vanja	4	12:11			
10	BOSNJAK Mia					
11	MALEC Ana	10				
A	KANJUGOVIC Iva					
B	OSTOIC Sinisa					
C						
D						
Sig. Off.		TTO				

No.	Team B	P	SUS	SUS	D	DR
6	GUEYRAUD ROBLEDO Alice Naomi					
7	MIRANDA Veronica	2				
8	VILLALBA Guadalupe					
9	BRITEZ Alma	10				
10	GAONA Andrea	5				
11	FRANCO Tatiana					
12	SANCHEZ Jeanine					
13	LEIVA Darlene	4				
15	UGARRIZA D ANATRO Sofia	3				
A	VELOSO Jose					
B	RUIZ DIAZ Luis					
C						
D						
Sig. Off.		TTO	5:51		7:17	

Referees	NOC	Signature
1	RUDINSKY M.	SVK
2	MANDAK B.	SVK

Technical Delegates	NOC	Signature
A	WESTHAUSLER D.	GER
B	KAVCIC M.	SLO

1st Period					
A	P	B	A	P	B
	1			23	
4	2	9		24	
	3			25	
4	4	15		26	
	5			27	
4	6	13		28	
	7	10		29	
4	8	15		30	
	9			31	
4	10			32	
	11			33	
11	12			34	
	13			35	
	14			36	
	15			37	
	16			38	
	17			39	
	18			40	
	19			41	
	20			42	
	21			43	
	22			44	

2nd Period					
A	P	B	A	P	B
	1			23	
11	2	9		24	
	3			25	
3	4	10		26	
	5			27	
3	6	9		28	
	7			29	
11	8	10		30	
	9			31	
4	10	13		32	
	11			33	
11	12	9		34	
	13			35	
11	14	9		36	
	15			37	
9	16	7		38	
	17			39	
9	18			40	
	19			41	
	20			42	
	21			43	
	22			44	

1st Period	12 - 8	2nd Period	18 - 16
Result	1 - 0	Result	1 - 0
"Shoot-out"		Shootout	
		Result	

Team A

N									
DG									
P									

Team B

N									
DG									
P									

Legend:
D Disqualification **DG** Direct Goal **DR** Disqualification with Report **GG** Golden Goal
No. Players Number **Off.** Official **P** Goal Points **SUS** Suspension
TO Team Timeout



Results

Match W37
Croatia 2 vs 0 Paraguay
REFEREES:

 Rudinsky Mario (SVK)
 Mandak Boris (SVK)

1st Period: 12 - 8
2nd Period: 18 - 16
CRO - Croatia

Headcoach: KANJUGOVIC Iva

No.	Name	Total				Goals / Shots							Punishments			
		Points	Goals	Shots	%	1-Pt All	1-Pt Spin	Spin	In-flight	Specialist	Direct Goal	P6m	SUS	D	DR	
1	LOVRENCEVIC Petra															
2	SLADIC Sasa															
3	VOJNOVIC Nika	4	2	2	100				1 / 1			1 / 1				
4	LUKSIC Anja Vida	12	6	9	67			6 / 9								
5	BANIC Rea															
6	TUPEK Mia		0	1	0			0 / 1								
9	PERENCEVIC Vanja	4	2	3	67					2 / 3			1			
10	BOSNJAK Mia															
11	MALEC Ana	10	5	9	56					5 / 9						
Totals		30	15	24	63			6 / 10	1 / 1	7 / 12		1 / 1	1			

No.	Goalkeeper	Total			Saves / Shots						
		Saves	Shots	%	1-Pt All	1-Pt Spin	Spin	In-flight	Specialist	Direct Goal	P6m
1	LOVRENCEVIC Petra	5	18	28	2 / 4	0 / 1	2 / 9	0 / 1	0 / 3		1 / 1
Totals		5	18	28	2 / 4	0 / 1	2 / 9	0 / 1	0 / 3		1 / 1

PAR - Paraguay

Headcoach: VELOSO Jose

Team time outs: 2

No.	Name	Total				Goals / Shots							Punishments			
		Points	Goals	Shots	%	1-Pt All	1-Pt Spin	Spin	In-flight	Specialist	Direct Goal	P6m	SUS	D	DR	
6	GUEYRAUD ROBLEDO Alice Naomi															
7	MIRANDA Veronica	2	1	1	100					1 / 1						
8	VILLALBA Guadalupe															
9	BRITEZ Alma	10	5	9	56			5 / 8			0 / 1					
10	GAONA Andrea	5	3	7	43	1 / 3		2 / 4								
11	FRANCO Tatiana															
12	SANCHEZ Jeanine															
13	LEIVA Darlene	4	2	3	67					2 / 3						
15	UGARRIZA D ANATRO Sofia	3	2	2	100	1 / 1	1 / 1		1 / 1							
Totals		24	13	22	59	2 / 4	1 / 1	7 / 12	1 / 1	3 / 4		0 / 1				

No.	Goalkeeper	Total			Saves / Shots						
		Saves	Shots	%	1-Pt All	1-Pt Spin	Spin	In-flight	Specialist	Direct Goal	P6m
12	SANCHEZ Jeanine	4	19	21			2 / 8	0 / 1	2 / 9		0 / 1
Totals		4	19	21			2 / 8	0 / 1	2 / 9		0 / 1

Team Comparison

	1st Period				2nd Period			
	Croatia		Paraguay		Croatia		Paraguay	
	Goals/Shots	%	Goals/Shots	%	Goals/Shots	%	Goals/Shots	%
In-flight Shots			1 / 1	100	1 / 1	100		
Spin Shots	5 / 7	71	1 / 4	25	1 / 3	33	6 / 8	75
Specialist Shots	1 / 2	50	1 / 2	50	6 / 10	60	2 / 2	100
1-Point Shots			2 / 3	67			0 / 1	0
Direct Goal Shots								
6-meter Shots			0 / 1	0	1 / 1	100		
1-Point Spin Shots			1 / 1	100				



Results

Croatia 2 vs 0 Paraguay
REFEREES:

 Rudinsky Mario (SVK)
 Mandak Boris (SVK)

1st Period: 12 - 8
2nd Period: 18 - 16
CRO - Croatia

No.	Name	Technical skills					
		Assists	Steals	Blocked Shots	Received 6m Fouls	Penalty Fouls	Turnovers
1	LOVRENCEVIC Petra						
2	SLADIC Sasa						
3	VOJNOVIC Nika	1					1
4	LUKSIC Anja Vida						1
5	BANIC Rea	9			1		2
6	TUPEK Mia	3					
9	PERENCEVIC Vanja			1		1	
10	BOSNJAK Mia			3			
11	MALEC Ana						
Team							
Totals		13		4	1	1	4

PAR - Paraguay

No.	Name	Technical skills					
		Assists	Steals	Blocked Shots	Received 6m Fouls	Penalty Fouls	Turnovers
6	GUEYRAUD ROBLEDO Alice Naomi			1			
7	MIRANDA Veronica				1		
8	VILLALBA Guadalupe						
9	BRITEZ Alma	2					1
10	GAONA Andrea	3					3
11	FRANCO Tatiana			1		1	
12	SANCHEZ Jeanine						
13	LEIVA Darlene						
15	UGARRIZA D ANATRO Sofia						4
Team							1
Totals		5		2	1	1	9

Running Score
CRO - PAR
1st Period

LUKSIC A.	2 : 0	BRITEZ A.
LUKSIC A.	4 : 2	UGARRIZA D ANATRO S.
LUKSIC A.	6 : 4	LEIVA D.
LUKSIC A.	8 : 4	GAONA A.
LUKSIC A.	8 : 6	LEIVA D.
LUKSIC A.	8 : 7	GAONA A.
LUKSIC A.	10 : 7	
MALEC A.	12 : 7	
MALEC A.	12 : 8	UGARRIZA D ANATRO S.

2nd Period

MALEC A.	2 : 0	BRITEZ A.
VOJNOVIC N.	2 : 2	BRITEZ A.
VOJNOVIC N.	4 : 2	GAONA A.
VOJNOVIC N.	4 : 4	BRITEZ A.
VOJNOVIC N.	4 : 8	GAONA A.
VOJNOVIC N.	6 : 8	
MALEC A.	8 : 8	LEIVA D.
LUKSIC A.	8 : 10	LEIVA D.
LUKSIC A.	10 : 10	BRITEZ A.
MALEC A.	10 : 12	BRITEZ A.
MALEC A.	12 : 12	
MALEC A.	14 : 12	
MALEC A.	14 : 14	BRITEZ A.
MALEC A.	14 : 16	MIRANDA V.
PERENCEVIC V.	16 : 16	
PERENCEVIC V.	18 : 16	

Legend:

%	Efficiency	1-Pt	1-Point-Shots	1-Pt Spin	1-Point-Spinshots	D	Disqualifications
DR	Disqualifications with Report	No.	Uniform Number	P6m	6m Penalty Shots	Spin	Spinshots
SUS	Suspension						

MATCH AND REFEREES REPORT

BEACH HANDBALL

<input checked="" type="checkbox"/>	Youth Olympics
<input type="checkbox"/>	WCh
<input type="checkbox"/>	Int. Match

<input type="checkbox"/>	Qual.Match
<input type="checkbox"/>	Qual. Tournament
<input checked="" type="checkbox"/>	Final tournament

<input type="checkbox"/>	Men
<input type="checkbox"/>	Men's J
<input type="checkbox"/>	Men's Y

<input checked="" type="checkbox"/>	Women
<input type="checkbox"/>	Women's J
<input type="checkbox"/>	Women's Y

Matchnumber

W38

A / Home Team

B / Away Team

Final Result

Chinese Taipei				Argentina			
Place	Court No.	Date	Time	Spectators	TV	Report follows	
Buenos Aires	Central	12/10/2018	11:40		YES	NO	

1 : 2

No.	Team A	P	SUS	SUS	D	DR
2	LIN Pinchun	18				
7	LIN Hungwen					
11	YAN Yujia					
12	SHEN Yunting					
14	CHAO Yuchen	10				
15	CHEN Shufen					
17	CHAN Yuchen		3:23			
20	TSAI Peiling	12				
27	KE Xinping	4				
A	PAN Chienhung					
B						
C						
D						
Sig. Off.		TTO	9:54			

1st Period					
A	P	B	A	P	B
	1			23	
20	2	3		24	
	3			25	
2	4	3		26	
	5			27	
20	6	2		28	
	7			29	
14	8	5		30	
	9			31	
2	10	3		32	
	11			33	
2	12	13		34	
	13			35	
27	14	5		36	
	15			37	
14	16	13		38	
	17			39	
20	18	3		40	
	19	3		41	
27	20			42	
	21			43	
	22			44	

2nd Period					
A	P	B	A	P	B
	1			23	
2	2	5		24	
	3			25	
14	4	5		26	
	5			27	
2	6	2		28	
	7			29	
2	8	5		30	
	9			31	
2	10	7		32	
	11			33	
20	12	10		34	
	13			35	
20	14	7		36	
	15			37	
14	16	3		38	
	17			39	
2	18	7		40	
	19	7		41	
	20			42	
	21			43	
	22			44	

No.	Team B	P	SUS	SUS	D	DR
2	BALSAS Lucila	6				
3	BENEDETTI GORGA Caterina	11				
5	CORIMBERTO Fiorella	12				
7	AIZEN Belen	8				
9	PONCE Carolina					
10	TURNES Zoe	2	12:27			
13	BONOMI Gisella	6				
15	RIADIGOS Jimena					
16	SOTO Rosario					
A	BRUNATI Leticia					
B	FERRARO Sebastian					
C	SANZ Gustavo Andres					
D						
Sig. Off.		TTO			9:49	

1st Period	20 - 19	2nd Period	18 - 19
Result	1 - 0	Result	0 - 1
"Shoot-out"		Shootout	6 - 7
		Result	0 - 1

Referees	NOC	Signature
1 ALDERAZI H.	BRN	
2 SHAMSAN H.	BRN	

Technical Delegates	NOC	Signature
A CARDONE C.	ITA	
B WESTHAUSLER D.	GER	

Team A										
N	2	20	7	11	14					
DG										6
P	2	2	/	/	2					
Team B										
N	13	10	5	2	7					
DG										7
P	2	/	2	2	1					

Legend:	D Disqualification	DG Direct Goal	DR Disqualification with Report	GG Golden Goal
No. Players Number	Off. Official	P Goal Points	SUS Suspension	
TO Team Timeout				



Results

Match W38
Chinese Taipei 1 vs 2 Argentina
REFEREES:

 Alderazi Hani (BRN)
 Shamsan Hasan (BRN)

1st Period: 20 - 19
2nd Period: 18 - 19
Shootout: 6 - 7
TPE - Chinese Taipei

Headcoach: PAN Chienhung

Team time outs: 1

No.	Name	Total				Goals / Shots							Punishments		
		Points	Goals	Shots	%	1-Pt All	1-Pt Spin	Spin	In-flight	Specialist	Direct Goal	P6m	SUS	D	DR
2	LIN Pinchun	18	9	11	82			6 / 7	1 / 2			2 / 2			
7	LIN Hungwen		0	2	0			0 / 2							
11	YAN Yujia		0	1	0			0 / 1							
12	SHEN Yunting														
14	CHAO Yuchen	10	5	6	83			2 / 3	3 / 3						
15	CHEN Shufen														
17	CHAN Yuchen												1		
20	TSAI Peiling	12	6	9	67			4 / 7	2 / 2						
27	KE Xiping	4	2	4	50					2 / 4					
Totals		44	22	33	67			12 / 20	6 / 7	2 / 4		2 / 2	1		

No.	Goalkeeper	Total			Saves / Shots						
		Saves	Shots	%	1-Pt All	1-Pt Spin	Spin	In-flight	Specialist	Direct Goal	P6m
12	SHEN Yunting	6	26	23	1 / 3		1 / 4	2 / 14	2 / 4		0 / 1
14	CHAO Yuchen	0	4	0	0 / 1		0 / 3				
Totals		6	30	20	1 / 4		1 / 7	2 / 14	2 / 4		0 / 1

ARG - Argentina

Headcoach: BRUNATI Leticia

Team time outs: 1

No.	Name	Total				Goals / Shots							Punishments		
		Points	Goals	Shots	%	1-Pt All	1-Pt Spin	Spin	In-flight	Specialist	Direct Goal	P6m	SUS	D	DR
2	BALSAS Lucila	6	3	4	75			1 / 1		2 / 3					
3	BENEDETTI GORGA Caterina	11	6	9	67	1 / 2		2 / 2	2 / 4			1 / 1			
5	CORIMBERTO Fiorella	12	6	8	75	0 / 1		1 / 2	5 / 5						
7	AIZEN Belen	8	5	5	100	2 / 2			3 / 3						
9	PONCE Carolina		0	1	0					0 / 1					
10	TURNES Zoe	2	1	4	25			1 / 2	0 / 2				1		
13	BONOMI Gisella	6	3	4	75			1 / 1	2 / 3						
15	RIADIGOS Jimena														
16	SOTO Rosario														
Totals		45	24	35	69	3 / 5		6 / 8	12 / 17	2 / 4		1 / 1	1		

No.	Goalkeeper	Total			Saves / Shots						
		Saves	Shots	%	1-Pt All	1-Pt Spin	Spin	In-flight	Specialist	Direct Goal	P6m
13	BONOMI Gisella	1	2	50			1 / 2				
16	SOTO Rosario	4	25	16			3 / 14	1 / 7	0 / 2		0 / 2
Totals		5	27	19			4 / 16	1 / 7	0 / 2		0 / 2

Team Comparison

	1st Period				2nd Period			
	Chinese Taipei		Argentina		Chinese Taipei		Argentina	
	Goals/Shots	%	Goals/Shots	%	Goals/Shots	%	Goals/Shots	%
In-flight Shots	3 / 3	100	6 / 7	86	3 / 4	75	6 / 10	60
Spin Shots	4 / 8	50	2 / 2	100	5 / 7	71	1 / 2	50
Specialist Shots	2 / 3	67	1 / 1	100	0 / 1	0	1 / 3	33
1-Point Shots			1 / 3	33			1 / 1	100
Direct Goal Shots								
6-meter Shots	1 / 1	100			1 / 1	100	1 / 1	100
1-Point Spin Shots								



Results

Chinese Taipei 1 vs 2 Argentina

REFEREES:

Alderazi Hani (BRN)
Shamsan Hasan (BRN)

1st Period: 20 - 19

2nd Period: 18 - 19

Shootout: 6 - 7

TPE - Chinese Taipei

No.	Name	Technical skills					
		Assists	Steals	Blocked Shots	Received 6m Fouls	Penalty Fouls	Turnovers
2	LIN Pinchun	4					
7	LIN Hungwen						
11	YAN Yujia						1
12	SHEN Yunting						
14	CHAO Yuchen	1					2
15	CHEN Shufen					1	
17	CHAN Yuchen		1				
20	TSAI Peiling	3			2		2
27	KE Xinping						1
Team							
Totals		8	1		2	1	6

Running Score

TPE - ARG

1st Period

TSAI P. 2 : 0
2 : 2 BENEDETTI GORGA C.
LIN P. 4 : 2
TSAI P. 6 : 2
6 : 4 BENEDETTI GORGA C.
6 : 6 BALSAS L.
6 : 8 CORIMBERTO F.
6 : 10 BENEDETTI GORGA C.
CHAO Y. 8 : 10
8 : 12 BONOMI G.
LIN P. 10 : 12
10 : 14 CORIMBERTO F.
LIN P. 12 : 14
12 : 16 BONOMI G.
KE X. 14 : 16
14 : 18 BENEDETTI GORGA C.
14 : 19 BENEDETTI GORGA C.
CHAO Y. 16 : 19
TSAI P. 18 : 19
KE X. 20 : 19

2nd Period

0 : 2 CORIMBERTO F.
0 : 4 CORIMBERTO F.
LIN P. 2 : 4
2 : 6 BALSAS L.
CHAO Y. 4 : 6
4 : 8 CORIMBERTO F.
LIN P. 6 : 8
6 : 10 AIZEN B.
LIN P. 8 : 10
8 : 12 TURNES Z.
LIN P. 10 : 12
10 : 14 AIZEN B.
TSAI P. 12 : 14
12 : 16 BENEDETTI GORGA C.
TSAI P. 14 : 16
14 : 18 AIZEN B.
CHAO Y. 16 : 18
LIN P. 18 : 18
18 : 19 AIZEN B.

Shootout

0 : 2 BONOMI G.
LIN P. 2 : 2
TSAI P. 4 : 2
4 : 4 CORIMBERTO F.
4 : 6 BALSAS L.
4 : 7 AIZEN B.
CHAO Y. 6 : 7

ARG - Argentina

No.	Name	Technical skills					
		Assists	Steals	Blocked Shots	Received 6m Fouls	Penalty Fouls	Turnovers
2	BALSAS Lucila						
3	BENEDETTI GORGA Caterina	1					3
5	CORIMBERTO Fiorella	1					
7	AIZEN Belen						
9	PONCE Carolina						
10	TURNES Zoe		1	2		1	1
13	BONOMI Gisella	1			1		
15	RIADIGOS Jimena					1	
16	SOTO Rosario	1					
Team							
Totals		4	1	2	1	2	4

Legend:

% Efficiency
DR Disqualifications with Report
SUS Suspension
1-Pt No. 1-Point-Shots Uniform Number
1-Pt Spin P6m 1-Point-Spinshots 6m Penalty Shots
D Spin Disqualifications Spinshots

MATCH AND REFEREES REPORT

BEACH HANDBALL

<input checked="" type="checkbox"/>	Youth Olympics
<input type="checkbox"/>	WCh
<input type="checkbox"/>	Int. Match

<input type="checkbox"/>	Qual.Match
<input type="checkbox"/>	Qual. Tournament
<input checked="" type="checkbox"/>	Final tournament

<input type="checkbox"/>	Men
<input type="checkbox"/>	Men's J
<input type="checkbox"/>	Men's Y

<input checked="" type="checkbox"/>	Women
<input type="checkbox"/>	Women's J
<input type="checkbox"/>	Women's Y

Matchnumber

W39

A / Home Team

B / Away Team

Final Result

Hungary			Netherlands			
Place	Court No.	Date	Time	Spectators	TV	Report follows
Buenos Aires	Central	12/10/2018	14:30		YES	NO

2 : 1

No.	Team A	P	SUS	SUS	D	DR
1	HADFI Greta					
2	BRAUN Csenge	8				
8	LERANT Sara	8				
9	PINTER Klaudia	13				
11	BENZSAY Rebeka	8				
16	MATEFI Dalma	2				
26	GAJDOS Dorottya	4				
32	KIRALY Reka	2				
46	LANDI Gabriella					
A	PINIZSI Zoltan					
B	GYORI Agnes					
C						
D						
Sig. Off.		TTO	8:17			

No.	Team B	P	SUS	SUS	D	DR
5	van EDE Marit	8				
6	CRAJE Marit	2				
7	van der MEIJ Amber	2				
8	van der LINDEN Lieke					
9	BUTER Anna	2				
10	KLESSER Lynn	10				
12	van GIERSBERGEN Zoe	2				
18	METZ Nyah	16				
23	BAKKER Lisanne	2				
A	MULDER Harald Hein					
B	ter HORST Serge					
C						
D						
Sig. Off.		TTO	9:50		9:29	

Referees	NOC	Signature
1	ASSIS F.	BRA
2	DOS SANTOS S.	BRA

Technical Delegates	NOC	Signature
A	KAVCIC M.	SLO
B	WESTHAUSLER D.	GER

1st Period					
A	P	B	A	P	B
	1			23	
11	2	6		24	
	3			25	
8	4	18		26	
	5			27	
8	6	18		28	
	7			29	
2	8	12		30	
	9			31	
9	10	10		32	
	11			33	
8	12	5		34	
	13			35	
11	14	5		36	
	15			37	
9	16	18		38	
	17			39	
26	18	10		40	
	19			41	
2	20	18		42	
	21			43	
	22	7		44	

2nd Period					
A	P	B	A	P	B
	1			23	
9	2	10		24	
	3			25	
9	4	18		26	
	5			27	
9	6	5		28	
	7			29	
9	8	18		30	
	9			31	
26	10	10		32	
	11			33	
11	12	23		34	
	13			35	
11	14	18		36	
	15			37	
2	16	18		38	
	17			39	
8	18			40	
	19			41	
	20			42	
	21			43	
	22			44	

1st Period	20 - 22	2nd Period	18 - 16
Result	0 - 1	Result	1 - 0
"Shoot-out"		Shootout	7 - 6
		Result	1 - 0

Team A										
N	8	11	2	32	9					
DG		16								7
P	/	2	2	2	1					
Team B										
N	7	10	9	18	5					
DG										6
P	/	2	2	/	2					

Legend:	D Disqualification	DG Direct Goal	DR Disqualification with Report	GG Golden Goal
No. Players Number	Off. Official	P Goal Points	SUS Suspension	
TO Team Timeout				



Results

Match W39
Hungary 2 vs 1 Netherlands
REFEREES:

 Assis Flavio (BRA)
 dos Santos Sidiney (BRA)

1st Period: 20 - 22
2nd Period: 18 - 16
Shootout: 7 - 6
HUN - Hungary

Headcoach: PINIZSI Zoltan

Team time outs: 1

No.	Name	Total				Goals / Shots							Punishments			
		Points	Goals	Shots	%	1-Pt All	1-Pt Spin	Spin	In-flight	Specialist	Direct Goal	P6m	SUS	D	DR	
1	HADFI Greta															
2	BRAUN Csenge	8	4	7	57			1 / 2		2 / 4		1 / 1				
8	LERANT Sara	8	4	7	57			4 / 7								
9	PINTER Klaudia	13	7	10	70	1 / 1				6 / 9						
11	BENZSAY Rebeka	8	4	4	100			3 / 3	1 / 1							
16	MATEFI Dalma	2	1	2	50						1 / 2					
26	GAJDOS Dorottya	4	2	5	40			2 / 5								
32	KIRALY Reka	2	1	4	25			1 / 3				0 / 1				
46	LANDI Gabriella															
Totals		45	23	39	59	1 / 1		11 / 20	1 / 1	8 / 13	1 / 2	1 / 2				

No.	Goalkeeper	Total			Saves / Shots						
		Saves	Shots	%	1-Pt All	1-Pt Spin	Spin	In-flight	Specialist	Direct Goal	P6m
1	HADFI Greta	3	13	23			2 / 8	0 / 4	1 / 1		
16	MATEFI Dalma	6	18	33			2 / 6	1 / 5	2 / 4	1 / 2	0 / 1
Totals		9	31	29			4 / 14	1 / 9	3 / 5	1 / 2	0 / 1

NED - Netherlands

Headcoach: MULDER Harald Hein

Team time outs: 2

No.	Name	Total				Goals / Shots							Punishments			
		Points	Goals	Shots	%	1-Pt All	1-Pt Spin	Spin	In-flight	Specialist	Direct Goal	P6m	SUS	D	DR	
5	van EDE Marit	8	4	6	67			2 / 4	2 / 2							
6	CRAJE Marit	2	1	3	33					1 / 3						
7	van der MEIJ Amber	2	1	2	50			0 / 1				1 / 1				
8	van der LINDEN Lieke															
9	BUTER Anna	2	1	2	50			1 / 2								
10	KLESSEER Lynn	10	5	8	63			4 / 6	1 / 2							
12	van GIERSBERGEN Zoe	2	1	2	50					1 / 2						
18	METZ Nyah	16	8	11	73			3 / 5	5 / 6							
23	BAKKER Lisanne	2	1	2	50						1 / 2					
Totals		44	22	36	61			10 / 18	8 / 10	2 / 5	1 / 2	1 / 1				

No.	Goalkeeper	Total			Saves / Shots						
		Saves	Shots	%	1-Pt All	1-Pt Spin	Spin	In-flight	Specialist	Direct Goal	P6m
7	van der MEIJ Amber	0	4	0	0 / 1		0 / 2			0 / 1	
8	van der LINDEN Lieke	2	7	29			0 / 2		2 / 5		
23	BAKKER Lisanne	11	25	44			8 / 15	0 / 1	1 / 6	1 / 1	1 / 2
Totals		13	36	36	0 / 1		8 / 19	0 / 1	3 / 11	1 / 2	1 / 2

Team Comparison

	1st Period				2nd Period			
	Hungary		Netherlands		Hungary		Netherlands	
	Goals/Shots	%	Goals/Shots	%	Goals/Shots	%	Goals/Shots	%
In-flight Shots	1 / 1	100	5 / 5	100			3 / 5	60
Spin Shots	5 / 9	56	3 / 6	50	4 / 8	50	4 / 7	57
Specialist Shots	3 / 7	43	2 / 3	67	5 / 6	83	0 / 2	0
1-Point Shots								
Direct Goal Shots			0 / 1	0	0 / 1	0	1 / 1	100
6-meter Shots	1 / 1	100	1 / 1	100	0 / 1	0		
1-Point Spin Shots								



Results

Hungary 2 vs 1 Netherlands

REFEREES:

Assis Flavio (BRA)
dos Santos Sidiney (BRA)

1st Period: 20 - 22

2nd Period: 18 - 16

Shootout: 7 - 6

Running Score

HUN - NED

HUN - Hungary

No.	Name	Technical skills					
		Assists	Steals	Blocked Shots	Received 6m Fouls	Penalty Fouls	Turnovers
1	HADFI Greta						
2	BRAUN Csenge	2			2		1
8	LERANT Sara	3					2
9	PINTER Klaudia						1
11	BENZSAY Rebeka	2		1			
16	MATEFI Dalma						
26	GAJDOS Dorottya	1					
32	KIRALY Reka		1	1			
46	LANDI Gabriella		1			1	
Team							
Totals		8	2	2	2	1	4

1st Period

BENZSAY R. 2 : 0 CRAJE M.
 LERANT S. 4 : 2
 LERANT S. 4 : 4 METZ N.
 LERANT S. 6 : 4
6 : 6 METZ N.
6 : 8 VAN GIERSBERGEN Z.
 BRAUN C. 8 : 8
 PINTER K. 10 : 8
10 : 10 KLESSER L.
 LERANT S. 12 : 10
12 : 12 VAN EDE M.
12 : 14 VAN EDE M.
 BENZSAY R. 14 : 14
14 : 16 METZ N.
14 : 18 KLESSER L.
 PINTER K. 16 : 18
 GAJDOS D. 18 : 18
18 : 20 METZ N.
 BRAUN C. 20 : 20
20 : 22 VAN DER MEIJ A.

NED - Netherlands

No.	Name	Technical skills					
		Assists	Steals	Blocked Shots	Received 6m Fouls	Penalty Fouls	Turnovers
5	van EDE Marit						
6	CRAJE Marit						
7	van der MEIJ Amber		1			1	
8	van der LINDEN Lieke						
9	BUTER Anna						
10	KLESSER Lynn	2				1	1
12	van GIERSBERGEN Zoe						
18	METZ Nyah	1	1		1		1
23	BAKKER Lisanne						
Team							
Totals		3	2		1	2	2

2nd Period

PINTER K. 2 : 0
2 : 2 KLESSER L.
2 : 4 METZ N.
2 : 6 VAN EDE M.
 PINTER K. 4 : 6
4 : 8 METZ N.
 PINTER K. 6 : 8
6 : 10 KLESSER L.
 PINTER K. 8 : 10
8 : 12 BAKKER L.
 GAJDOS D. 10 : 12
 BENZSAY R. 12 : 12
12 : 14 METZ N.
 BENZSAY R. 14 : 14
14 : 16 METZ N.
 BRAUN C. 16 : 16
 LERANT S. 18 : 16

Shootout

MATEFI D. 2 : 0
2 : 2 KLESSER L.
 BRAUN C. 4 : 2
4 : 4 BUTER A.
 KIRALY R. 6 : 4
 PINTER K. 7 : 4
7 : 6 VAN EDE M.

Legend:	Efficiency	1-Pt	1-Point-Shots	1-Pt Spin	1-Point-Spinshots	D	Disqualifications
%		No.	Uniform Number	P6m	6m Penalty Shots	Spin	Spinshots
DR	Disqualifications with Report						
SUS	Suspension						

MATCH AND REFEREES REPORT

BEACH HANDBALL

<input checked="" type="checkbox"/>	Youth Olympics
<input type="checkbox"/>	WCh
<input type="checkbox"/>	Int. Match

<input type="checkbox"/>	Qual.Match
<input type="checkbox"/>	Qual. Tournament
<input checked="" type="checkbox"/>	Final tournament

<input type="checkbox"/>	Men
<input type="checkbox"/>	Men's J
<input type="checkbox"/>	Men's Y

<input checked="" type="checkbox"/>	Women
<input type="checkbox"/>	Women's J
<input type="checkbox"/>	Women's Y

Matchnumber

W40

A / Home Team

B / Away Team

Final Result

Russian Federation			Hong Kong, China			
Place	Court No.	Date	Time	Spectators	TV	Report follows
Buenos Aires	3	11/10/2018	10:00			NO

2 : 0

No.	Team A	P	SUS	SUS	D	DR
1	KARABUTOVA Ekaterina					
3	KRAKHMALOVA Sofia	4				
5	SAVINA Sofya	2				
7	VOLKOVA Anna	6				
9	DAVYDOVA Victoria	10				
11	IVANOVA Anna	14				
13	GRIGOROVSKAYA Kristina					
23	SKRIPKA Anastasia	2				
96	SINELNIKOVA Alina	2				
A	SIDORICHEVA Anna					
B	ZOTIN Evgenii					
C	CHUDESNIKOVA Natalia					
D						
Sig. Off.		TTO				

No.	Team B	P	SUS	SUS	D	DR
1	MAN Cheuk Lam					
2	KWOK Tsztung					
3	YOK Tsz Tung					
4	SO Hoi Kiu					
5	HUNG Sin Yu	2	10:40	15:13	15:13	
6	CHONG Sze Ki	2				
7	LI Lok Yee	1				
8	CHO Hoi Ching	2	15:29			
9	HUI Ching Lam	3				
A	YEUNG Hoi Cheung					
B	LAM Wai Yu					
C						
D						
Sig. Off.		TTO				

Referees	NOC	Signature
1	VIDOVIC T.	CRO
2	VISNJIC N.	CRO

Technical Delegates	NOC	Signature
A	HEIM A.	HUN
B	SORIA J.	ARG

1st Period					
A	P	B	A	P	B
	1	9		23	
9	2	5		24	
	3			25	
11	4	6		26	
9	5	8		27	
	6	7		28	
7	7			29	
	8			30	
3	9			31	
	10			32	
11	11			33	
9	12			34	
	13			35	
7	14			36	
	15			37	
11	16			38	
	17			39	
3	18			40	
	19			41	
11	20			42	
9	21			43	
	22			44	

2nd Period					
A	P	B	A	P	B
	1	5		23	
11	2			24	
	3	9		25	
5	4	8		26	
	5			27	
11	6			28	
	7			29	
23	8			30	
9	9			31	
	10			32	
11	11			33	
	12			34	
9	13			35	
	14			36	
9	15			37	
	16			38	
96	17			39	
	18			40	
7	19			41	
	20			42	
	21			43	
	22			44	

1st Period	21 - 6	2nd Period	19 - 4
Result	1 - 0	Result	1 - 0
"Shoot-out"		Shootout	
		Result	

Team A

N									
DG									
P									

Team B

N									
DG									
P									

Legend:
D Disqualification
No. Players Number
TO Team Timeout
DG Direct Goal
Off. Official
DR Disqualification with Report
P Goal Points
GG Golden Goal
SUS Suspension



Results

Match W40 Russian Federation 2 vs 0 Hong Kong, China

REFEREES:

 Vidovic Tea (CRO)
 Visnjic Natasa (CRO)

1st Period: 21 - 6
2nd Period: 19 - 4
RUS - Russian Federation

Headcoach: ZOTIN Evgenii

No.	Name	Total				Goals / Shots							Punishments			
		Points	Goals	Shots	%	1-Pt All	1-Pt Spin	Spin	In-flight	Specialist	Direct Goal	P6m	SUS	D	DR	
1	KARABUTOVA Ekaterina															
3	KRAKHMALOVA Sofia	4	2	2	100					2 / 2						
5	SAVINA Sofya	2	1	2	50			1 / 2								
7	VOLKOVA Anna	6	3	4	75					3 / 4						
9	DAVYDOVA Victoria	10	7	7	100	4 / 4	4 / 4	3 / 3								
11	IVANOVA Anna	14	7	8	88			5 / 5	1 / 1			1 / 2				
13	GRIGOROVSKAYA Kristina															
23	SKRIPKA Anastasia	2	1	2	50			0 / 1	1 / 1							
96	SINELNIKOVA Alina	2	1	1	100			1 / 1								
Totals		40	22	26	85	4 / 4	4 / 4	10 / 12	2 / 2	5 / 6		1 / 2				

No.	Goalkeeper	Total			Saves / Shots						
		Saves	Shots	%	1-Pt All	1-Pt Spin	Spin	In-flight	Specialist	Direct Goal	P6m
1	KARABUTOVA Ekaterina	8	16	50	1 / 7		3 / 3		3 / 5		1 / 1
Totals		8	16	50	1 / 7		3 / 3		3 / 5		1 / 1

HKG - Hong Kong, China

Headcoach: LAM Wai Yu

No.	Name	Total				Goals / Shots							Punishments			
		Points	Goals	Shots	%	1-Pt All	1-Pt Spin	Spin	In-flight	Specialist	Direct Goal	P6m	SUS	D	DR	
1	MAN Cheuk Lam															
2	KWOK Tsz tung															
3	YOK Tsz Tung															
4	SO Hoi Kiu															
5	HUNG Sin Yu	2	2	2	100	2 / 2							2	1		
6	CHONG Sze Ki	2	1	6	17	0 / 1				1 / 5						
7	LI Lok Yee	1	1	3	33	1 / 1		0 / 2								
8	CHO Hoi Ching	2	2	5	40	2 / 4						0 / 1	1			
9	HUI Ching Lam	3	2	5	40	1 / 1		0 / 1		1 / 3						
Totals		10	8	21	38	6 / 9		0 / 3		2 / 8		0 / 1	3	1		

No.	Goalkeeper	Total			Saves / Shots						
		Saves	Shots	%	1-Pt All	1-Pt Spin	Spin	In-flight	Specialist	Direct Goal	P6m
1	MAN Cheuk Lam	1	23	4	0 / 4	0 / 4	1 / 11	0 / 2	0 / 5		0 / 1
Totals		1	23	4	0 / 4	0 / 4	1 / 11	0 / 2	0 / 5		0 / 1

Team Comparison

	1st Period				2nd Period			
	Russian Federation		Hong Kong, China		Russian Federation		Hong Kong, China	
	Goals/Shots	%	Goals/Shots	%	Goals/Shots	%	Goals/Shots	%
In-flight Shots	1 / 1	100			1 / 1	100		
Spin Shots	4 / 5	80	0 / 1	0	6 / 7	86	0 / 2	0
Specialist Shots	4 / 5	80	1 / 3	33	1 / 1	100	1 / 5	20
1-Point Shots	3 / 3	100	4 / 5	80	1 / 1	100	2 / 4	50
Direct Goal Shots								
6-meter Shots					1 / 2	50	0 / 1	0
1-Point Spin Shots	3 / 3	100			1 / 1	100		



Results

Russian Federation 2 vs 0 Hong Kong, China

REFEREES:

Vidovic Tea (CRO)
Visnjic Natasa (CRO)

1st Period: 21 - 6
2nd Period: 19 - 4

Running Score

RUS - HKG

RUS - Russian Federation

No.	Name	Technical skills					
		Assists	Steals	Blocked Shots	Received 6m Fouls	Penalty Fouls	Turnovers
1	KARABUTOVA Ekaterina						
3	KRAKHMALOVA Sofia	1			2		
5	SAVINA Sofya	2					
7	VOLKOVA Anna						1
9	DAVYDOVA Victoria	2	1				1
11	IVANOVA Anna	4				1	3
13	GRIGOROVSKAYA Kristina						
23	SKRIPKA Anastasia	2					2
96	SINELNIKOVA Alina						
Team							
Totals		11	1		2	1	7

1st Period

DAVYDOVA V.	2	: 0	
	2	: 1	HUI C.
IVANOVA A.	4	: 1	
DAVYDOVA V.	5	: 1	
VOLKOVA A.	7	: 1	
	7	: 2	HUNG S.
KRAKHMALOVA S.	9	: 2	
IVANOVA A.	11	: 2	
	11	: 4	CHONG S.
DAVYDOVA V.	12	: 4	
VOLKOVA A.	14	: 4	
IVANOVA A.	16	: 4	
KRAKHMALOVA S.	18	: 4	
	18	: 5	CHO H.
IVANOVA A.	20	: 5	
	20	: 6	LI L.
DAVYDOVA V.	21	: 6	

HKG - Hong Kong, China

No.	Name	Technical skills					
		Assists	Steals	Blocked Shots	Received 6m Fouls	Penalty Fouls	Turnovers
1	MAN Cheuk Lam						
2	KWOK Tsztung						
3	YOK Tsz Tung						
4	SO Hoi Kiu						
5	HUNG Sin Yu					2	3
6	CHONG Sze Ki				1		3
7	LI Lok Yee	2					1
8	CHO Hoi Ching						3
9	HUI Ching Lam						2
Team							
Totals		2			1	2	12

2nd Period

IVANOVA A.	2	: 0	
	2	: 1	HUNG S.
SAVINA S.	4	: 1	
	4	: 3	HUI C.
IVANOVA A.	6	: 3	
SKRIPKA A.	8	: 3	
DAVYDOVA V.	9	: 3	
IVANOVA A.	11	: 3	
DAVYDOVA V.	13	: 3	
DAVYDOVA V.	15	: 3	
	15	: 4	CHO H.
SINELNIKOVA A.	17	: 4	
VOLKOVA A.	19	: 4	

Legend:						
%	Efficiency	1-Pt	1-Point-Shots	1-Pt Spin	1-Point-Spinshots	D
DR	Disqualifications with Report	No.	Uniform Number	P6m	6m Penalty Shots	Spin
SUS	Suspension					Spinshots

MATCH AND REFEREES REPORT

BEACH HANDBALL

<input checked="" type="checkbox"/>	Youth Olympics
<input type="checkbox"/>	WCh
<input type="checkbox"/>	Int. Match

<input type="checkbox"/>	Qual.Match
<input type="checkbox"/>	Qual. Tournament
<input checked="" type="checkbox"/>	Final tournament

<input type="checkbox"/>	Men
<input type="checkbox"/>	Men's J
<input type="checkbox"/>	Men's Y

<input checked="" type="checkbox"/>	Women
<input type="checkbox"/>	Women's J
<input type="checkbox"/>	Women's Y

Matchnumber

W41

A / Home Team

B / Away Team

Final Result

American Samoa			Turkey			
Place	Court No.	Date	Time	Spectators	TV	Report follows
Buenos Aires	2	11/10/2018	10:50			NO

0 : 2

No.	Team A	P	SUS	SUS	D	DR
2	NAUTU Frances Blessing					
3	FLOOR Stephanie Lynn	6				
6	FLOOR Danielle Patricia	4				
7	FALEAO Roselyn Marie	4	16:13			
8	AASA Naomi Matauanaeta	2				
11	TOFEAONO Luavaa Phillomena		6:06			
12	LIU Jasmine Leata	15	7:12			
18	MATAUTIA Imeleta Olive		8:57			
A	FLOOR Carl					
B	SAGAPOLU Joey					
C						
D						
Sig. Off.		TTO	8:26		7:28	

No.	Team B	P	SUS	SUS	D	DR
1	YILMAZ Dilek	6				
5	YIGIT Serap	6				
7	TURKYILMAZ Beyzanur	11				
8	KILIC Eda Nur	4	13:43			
11	DALKIC Elif	3	15:14			
12	KARADEMIR Sude					
14	COSKUNSU Ceyhan	2				
15	KARACAM Beyza	14				
16	SORMAZ Aysenur	11				
A	AYAR Kadir					
B	DAYAT Senar					
C						
D						
Sig. Off.		TTO				

Referees	NOC	Signature
1 DIAZ M.	ARG	
2 MAC COLL L.	ARG	

Technical Delegates	NOC	Signature
A SABOVIK I.	SVK	
B CABRILLANA M.	ARG	

1st Period					
A	P	B	A	P	B
6	1			23	
6	2	8		24	11
8	3			25	
	4	15		26	1
12	5			27	
	6	8		28	
7	7			29	
12	8	15		30	
	9	7		31	
7	10			32	
	11	15		33	
12	12			34	
6	13	16		35	
	14			36	
3	15	7		37	
8	16			38	
12	17	15		39	
	18	7		40	
12	19			41	
	20	15		42	
	21			43	
	22	7		44	

2nd Period					
A	P	B	A	P	B
	1			23	
3	2	15		24	1
12	3			25	
6	4	16		26	16
12	5			27	
	6	7		28	1
12	7			29	
	8	5		30	14
3	9	7		31	16
12	10			32	
	11	16		33	
12	12			34	
	13	7		35	
	14			36	
	15	16		37	
	16			38	
	17	15		39	
	18			40	
	19	5		41	
	20			42	
	21	5		43	
	22	11		44	

1st Period	19 - 26	2nd Period	12 - 31
Result	0 - 1	Result	0 - 1
"Shoot-out"		Shootout	
		Result	

Team A

N									
DG									
P									

Team B

N									
DG									
P									

Legend:	D Disqualification	DG Direct Goal	DR Disqualification with Report	GG Golden Goal
No. Players Number	Off. Official	P Goal Points	SUS Suspension	
TO Team Timeout				



Results

Match W41 American Samoa 0 vs 2 Turkey

REFEREES:

 Diaz Mery (ARG)
 Mac Coll Lorena (ARG)

1st Period: 19 - 26
2nd Period: 12 - 31
ASA - American Samoa

Headcoach: FLOOR Carl

Team time outs: 2

No.	Name	Total				Goals / Shots							Punishments		
		Points	Goals	Shots	%	1-Pt All	1-Pt Spin	Spin	In-flight	Specialist	Direct Goal	P6m	SUS	D	DR
2	NAUTU Frances Blessing		0	1	0	0 / 1									
3	FLOOR Stephanie Lynn	6	3	5	60					3 / 4	0 / 1				
6	FLOOR Danielle Patricia	4	4	7	57	4 / 6	2 / 2	0 / 1							
7	FALEAO Roselyn Marie	4	2	3	67					2 / 3				1	
8	AASA Naomi Matauanaeta	2	2	3	67	2 / 3									
11	TOFEAONO Luavaa Phillomena													1	
12	LIU Jasmine Leata	15	10	12	83	5 / 6	1 / 1	4 / 5				1 / 1	1		
18	MATAUTIA Imeleta Olive													1	
Totals		31	21	31	68	11 / 16	3 / 3	4 / 6		5 / 7	0 / 1	1 / 1	4		

No.	Goalkeeper	Total			Saves / Shots						
		Saves	Shots	%	1-Pt All	1-Pt Spin	Spin	In-flight	Specialist	Direct Goal	P6m
3	FLOOR Stephanie Lynn	1	16	6	0 / 3		0 / 2		1 / 9		0 / 2
7	FALEAO Roselyn Marie	2	18	11	1 / 3	0 / 2	1 / 5	0 / 1	0 / 6	0 / 1	0 / 2
Totals		3	34	9	1 / 6	0 / 2	1 / 7	0 / 1	1 / 15	0 / 1	0 / 4

TUR - Turkey

Headcoach: AYAR Kadir

No.	Name	Total				Goals / Shots							Punishments		
		Points	Goals	Shots	%	1-Pt All	1-Pt Spin	Spin	In-flight	Specialist	Direct Goal	P6m	SUS	D	DR
1	YILMAZ Dilek	6	3	3	100			1 / 1		2 / 2					
5	YIGIT Serap	6	3	6	50	0 / 1		2 / 4				1 / 1			
7	TURKYILMAZ Beyzanur	11	7	11	64	3 / 3	1 / 1	1 / 5				3 / 3			
8	KILIC Eda Nur	4	2	3	67					2 / 3				1	
11	DALKIC Elif	3	2	4	50	1 / 1	1 / 1	0 / 2	1 / 1					1	
12	KARADEMIR Sude														
14	COSKUNSU Ceyhan	2	1	1	100						1 / 1				
15	KARACAM Beyza	14	7	8	88					7 / 8					
16	SORMAZ Aysenur	11	6	6	100	1 / 1		2 / 2		3 / 3					
Totals		57	31	42	74	5 / 6	2 / 2	6 / 14	1 / 1	14 / 16	1 / 1	4 / 4	2		

No.	Goalkeeper	Total			Saves / Shots						
		Saves	Shots	%	1-Pt All	1-Pt Spin	Spin	In-flight	Specialist	Direct Goal	P6m
12	KARADEMIR Sude	6	23	26	4 / 14	0 / 3	1 / 4		1 / 5		
14	COSKUNSU Ceyhan	3	7	43	1 / 2		1 / 2		1 / 2		0 / 1
Totals		9	30	30	5 / 16	0 / 3	2 / 6		2 / 7		0 / 1

Team Comparison

	1st Period				2nd Period			
	American Samoa		Turkey		American Samoa		Turkey	
	Goals/Shots	%	Goals/Shots	%	Goals/Shots	%	Goals/Shots	%
In-flight Shots			1 / 1	100				
Spin Shots	3 / 4	75	3 / 9	33	1 / 2	50	3 / 5	60
Specialist Shots	3 / 3	100	7 / 8	88	2 / 4	50	7 / 8	88
1-Point Shots	7 / 9	78	2 / 3	67	4 / 7	57	3 / 3	100
Direct Goal Shots					0 / 1	0	1 / 1	100
6-meter Shots			1 / 1	100	1 / 1	100	3 / 3	100
1-Point Spin Shots	2 / 2	100	1 / 1	100	1 / 1	100	1 / 1	100



Results

American Samoa 0 vs 2 Turkey

REFEREES:

Diaz Mery (ARG)
Mac Coll Lorena (ARG)

1st Period: 19 - 26

2nd Period: 12 - 31

Running Score

ASA - TUR

1st Period

FLOOR D. 1 : 0
1 : 2 KILIC E.
1 : 4 KARACAM B.
FLOOR D. 2 : 4
AASA N. 3 : 4
3 : 6 KILIC E.
LIU J. 5 : 6
5 : 8 KARACAM B.
FALEAO R. 7 : 8
7 : 9 TURKYILMAZ B.
LIU J. 8 : 9
FALEAO R. 10 : 9
LIU J. 12 : 9
12 : 11 KARACAM B.
FLOOR D. 13 : 11
13 : 13 SORMAZ A.
13 : 15 TURKYILMAZ B.
FLOOR S. 15 : 15
15 : 17 KARACAM B.
15 : 18 TURKYILMAZ B.
AASA N. 16 : 18
16 : 20 KARACAM B.
LIU J. 17 : 20
17 : 22 TURKYILMAZ B.
LIU J. 19 : 22
19 : 24 DALKIC E.
19 : 26 YILMAZ D.

2nd Period

0 : 2 KARACAM B.
FLOOR S. 2 : 2
2 : 4 SORMAZ A.
LIU J. 3 : 4
3 : 6 TURKYILMAZ B.
3 : 8 YIGIT S.
3 : 9 TURKYILMAZ B.
3 : 11 SORMAZ A.
FLOOR D. 4 : 11
4 : 13 TURKYILMAZ B.
LIU J. 5 : 13
5 : 15 SORMAZ A.
5 : 17 KARACAM B.
LIU J. 7 : 17
7 : 19 YIGIT S.
FLOOR S. 9 : 19
9 : 21 YIGIT S.
9 : 22 DALKIC E.
9 : 24 YILMAZ D.
9 : 26 SORMAZ A.
LIU J. 10 : 26
10 : 28 YILMAZ D.
10 : 30 COSKUNSU C.
10 : 31 SORMAZ A.
LIU J. 12 : 31

ASA - American Samoa

No.	Name	Technical skills					
		Assists	Steals	Blocked Shots	Received 6m Fouls	Penalty Fouls	Turnovers
2	NAUTU Frances Blessing	2					
3	FLOOR Stephanie Lynn	2					
6	FLOOR Danielle Patricia	6					2
7	FALEAO Roselyn Marie						
8	AASA Naomi Matauanaeta	3			1		1
11	TOFEAONO Luavaa Phillomena	1		3		2	2
12	LIU Jasmine Leata	2					4
18	MATAUTIA Imeleta Olive			2		2	
Team							2
Totals		16		5	1	4	11

TUR - Turkey

No.	Name	Technical skills					
		Assists	Steals	Blocked Shots	Received 6m Fouls	Penalty Fouls	Turnovers
1	YILMAZ Dilek	1	1				1
5	YIGIT Serap	10			1		2
7	TURKYILMAZ Beyzanur	4			1		
8	KILIC Eda Nur		1				1
11	DALKIC Elif	7			1	1	
12	KARADEMIR Sude						
14	COSKUNSU Ceyhan	1					
15	KARACAM Beyza						
16	SORMAZ Aysenur	1			1		
Team							
Totals		24	2		4	1	4

Legend:

%	Efficiency	1-Pt	1-Point-Shots	1-Pt Spin	1-Point-Spinshots	D	Disqualifications
DR	Disqualifications with Report	No.	Uniform Number	P6m	6m Penalty Shots	Spin	Spinshots
SUS	Suspension						

MATCH AND REFEREES REPORT BEACH HANDBALL

<input checked="" type="checkbox"/>	Youth Olympics
<input type="checkbox"/>	WCh
<input type="checkbox"/>	Int. Match

<input type="checkbox"/>	Qual.Match
<input type="checkbox"/>	Qual. Tournament
<input checked="" type="checkbox"/>	Final tournament

<input type="checkbox"/>	Men
<input type="checkbox"/>	Men's J
<input type="checkbox"/>	Men's Y

<input checked="" type="checkbox"/>	Women
<input type="checkbox"/>	Women's J
<input type="checkbox"/>	Women's Y

Matchnumber

W42

A / Home Team

B / Away Team

Final Result

Mauritius			Venezuela			
Place	Court No.	Date	Time	Spectators	TV	Report follows
Buenos Aires	3	11/10/2018	10:50			NO

0 : 2

No.	Team A	P	SUS	SUS	D	DR
10	RAMLUGON Sarina					
11	HEMRAZ Urvi		17:20			
12	DESVAUX de MARIGNY Sabine	2	13:58			
13	BAX Stephanie Chloe		8:58			
14	de WAAL Emma					
15	GUYOLLOT Zoe Georgia	2				
16	KISTOO Jasmeeta					
17	PERMAL Makeba Rose Alcida					
18	HIRIGOYEN Marie Chloe					
A	RABOUD-AMOORDON Karine					
B	CARRE Martial Georges Ludovic					
C						
D						
Sig. Off.	TTO		6:33		6:33	

No.	Team B	P	SUS	SUS	D	DR
2	SUAREZ Miraidy					
5	REOLON Lilesky	3				
7	MEDINA Wisleidy	6				
9	CORDERO Milena	2				
11	PARRA Paola	6				
12	SOLAR Risandry	2				
14	TOVAR Milangela	20				
15	AGUILAR Iskari	5				
16	OJEDA Emilis	4				
A	SANCHEZ Octavio					
B	MAMO Ghassan					
C						
D						
Sig. Off.	TTO					

Referees	NOC	Signature
1 GOMER M.	SWE	
2 GOMER J.	SWE	

Technical Delegates	NOC	Signature
A NAVARRETE C.	MEX	
B RODRIGUEZ G.	ARG	

1st Period					
A	P	B	A	P	B
15	1			23	
	2	14		24	16
	3			25	
	4	14		26	
	5			27	
	6	7		28	
	7			29	
	8	9		30	
	9			31	
	10	16		32	
	11			33	
	12	11		34	
	13			35	
	14	7		36	
	15			37	
	16	7		38	
	17			39	
	18	14		40	
	19			41	
	20	5		42	
	21			43	
	22	12		44	

2nd Period					
A	P	B	A	P	B
15	1			23	
	2	11		24	14
12	3			25	
	4	11		26	
	5	5		27	
	6			28	
	7	14		29	
	8			30	
	9	14		31	
	10			32	
	11	14		33	
	12	15		34	
	13			35	
	14	14		36	
	15			37	
	16	14		38	
	17			39	
	18	14		40	
	19			41	
	20	15		42	
	21			43	
	22	15		44	

1st Period	1 - 24	2nd Period	3 - 24
Result	0 - 1	Result	0 - 1
"Shoot-out"		Shootout	
		Result	

Team A									
N									
DG									
P									
Team B									
N									
DG									
P									

Legend:			
D	Disqualification	DG	Direct Goal Official
No.	Players Number	DR	Disqualification with Report Goal Points
TO	Team Timeout	P	Golden Goal Suspension



Results

Match W42
Mauritius 0 vs 2 Venezuela
REFEREES:

 Gomer Martin (SWE)
 Gomer Johan (SWE)

1st Period: 1 - 24
2nd Period: 3 - 24
MRI - Mauritius

Headcoach: RABOUD-AMOORDON Karine

Team time outs: 2

No.	Name	Total				Goals / Shots							Punishments			
		Points	Goals	Shots	%	1-Pt All	1-Pt Spin	Spin	In-flight	Specialist	Direct Goal	P6m	SUS	D	DR	
10	RAMLUGON Sarina															
11	HEMRAZ Urvi		0	4	0					0 / 4				1		
12	DESSVAUX de MARIGNY Sabine	2	1	4	25	0 / 1				1 / 3				1		
13	BAX Stephanie Chloe		0	3	0	0 / 3								1		
14	de WAAL Emma															
15	GUYOLLOT Zoe Georgia	2	2	6	33	2 / 6										
16	KISTOO Jasmeeta		0	1	0			0 / 1								
17	PERMAL Makeba Rose Alcida		0	3	0	0 / 1				0 / 2						
18	HIRIGOYEN Marie Chloe		0	1	0	0 / 1										
Totals		4	3	22	14	2 / 12		0 / 1		1 / 9				3		

No.	Goalkeeper	Total			Saves / Shots						
		Saves	Shots	%	1-Pt All	1-Pt Spin	Spin	In-flight	Specialist	Direct Goal	P6m
10	RAMLUGON Sarina	5	24	21	0 / 2	0 / 1	1 / 4	2 / 8	2 / 9	0 / 1	
16	KISTOO Jasmeeta	0	6	0			0 / 1	0 / 2	0 / 1	0 / 1	0 / 1
Totals		5	30	17	0 / 2	0 / 1	1 / 5	2 / 10	2 / 10	0 / 2	0 / 1

VEN - Venezuela

Headcoach: SANCHEZ Octavio

No.	Name	Total				Goals / Shots							Punishments			
		Points	Goals	Shots	%	1-Pt All	1-Pt Spin	Spin	In-flight	Specialist	Direct Goal	P6m	SUS	D	DR	
2	SUAREZ Miraidy															
5	REOLON Lilesky	3	2	2	100	1 / 1	1 / 1		1 / 1							
7	MEDINA Wisleidy	6	3	3	100			1 / 1	2 / 2							
9	CORDERO Milena	2	1	2	50					1 / 2						
11	PARRA Paola	6	3	3	100				2 / 2			1 / 1				
12	SOLAR Risandry	2	1	3	33					1 / 3						
14	TOVAR Milangela	20	10	12	83			1 / 2	3 / 3	6 / 7						
15	AGUILAR Iskari	5	3	6	50	1 / 2		2 / 2	0 / 2							
16	OJEDA Emilis	4	2	4	50						2 / 4					
Totals		48	25	35	71	2 / 3	1 / 1	4 / 5	8 / 10	8 / 12	2 / 4	1 / 1				

No.	Goalkeeper	Total			Saves / Shots						
		Saves	Shots	%	1-Pt All	1-Pt Spin	Spin	In-flight	Specialist	Direct Goal	P6m
16	OJEDA Emilis	12	14	86	8 / 9					4 / 5	
Totals		14	17	82	8 / 10					6 / 7	

Team Comparison

	1st Period				2nd Period			
	Mauritius		Venezuela		Mauritius		Venezuela	
	Goals/Shots	%	Goals/Shots	%	Goals/Shots	%	Goals/Shots	%
In-flight Shots			5 / 5	100			3 / 5	60
Spin Shots			2 / 3	67	0 / 1	0	2 / 2	100
Specialist Shots	0 / 5	0	2 / 4	50	1 / 4	25	6 / 8	75
1-Point Shots	1 / 5	20	0 / 1	0	1 / 7	14	2 / 2	100
Direct Goal Shots			2 / 3	67			0 / 1	0
6-meter Shots			1 / 1	100				
1-Point Spin Shots							1 / 1	100



Results

Mauritius 0 vs 2 Venezuela

REFEREES:

Gomer Martin (SWE)
Gomer Johan (SWE)

1st Period: 1 - 24
2nd Period: 3 - 24

Running Score

MRI - VEN

MRI - Mauritius

No.	Name	Technical skills					
		Assists	Steals	Blocked Shots	Received 6m Fouls	Penalty Fouls	Turnovers
10	RAMLUGON Sarina						
11	HEMRAZ Urvi						1
12	DESVAUX de MARIGNY Sabine						3
13	BAX Stephanie Chloe						
14	de WAAL Emma					1	1
15	GUYOLLOT Zoe Georgia						1
16	KISTOO Jasmeeta						1
17	PERMAL Makeba Rose Alcida						1
18	HIRIGOYEN Marie Chloe	1					3
Team							
Totals		1				1	11

1st Period

GUYOLLOT Z. 1 : 0
 1 : 2 TOVAR M.
 1 : 4 TOVAR M.
 1 : 6 MEDINA W.
 1 : 8 CORDERO M.
 1 : 10 OJEDA E.
 1 : 12 PARRA P.
 1 : 14 MEDINA W.
 1 : 16 MEDINA W.
 1 : 18 TOVAR M.
 1 : 20 REOLON L.
 1 : 22 SOLAR R.
 1 : 24 OJEDA E.

2nd Period

0 : 2 PARRA P.
 0 : 4 PARRA P.
 GUYOLLOT Z. 1 : 4
 DESVAUX DE MARIGNY S. 3 : 4
 3 : 5 REOLON L.
 3 : 7 TOVAR M.
 3 : 9 TOVAR M.
 3 : 11 TOVAR M.
 3 : 12 AGUILAR I.
 3 : 14 TOVAR M.
 3 : 16 TOVAR M.
 3 : 18 TOVAR M.
 3 : 20 AGUILAR I.
 3 : 22 AGUILAR I.
 3 : 24 TOVAR M.

VEN - Venezuela

No.	Name	Technical skills					
		Assists	Steals	Blocked Shots	Received 6m Fouls	Penalty Fouls	Turnovers
2	SUAREZ Miraidy		1				
5	REOLON Lilesky	1			1		1
7	MEDINA Wisleidy						1
9	CORDERO Milena						1
11	PARRA Paola						1
12	SOLAR Risandry			1			
14	TOVAR Milangela						
15	AGUILAR Iskari		4				
16	OJEDA Emilis						
Team							
Totals		1	5	1	1		4

Legend:
 % Efficiency
 DR Disqualifications with Report
 SUS Suspension
 1-Pt No. 1-Point-Shots Uniform Number
 1-Pt Spin P6m 1-Point-Spinshots 6m Penalty Shots
 D Spin Disqualifications Spinshots

MATCH AND REFEREES REPORT

BEACH HANDBALL

<input checked="" type="checkbox"/>	Youth Olympics
<input type="checkbox"/>	WCh
<input type="checkbox"/>	Int. Match

<input type="checkbox"/>	Qual.Match
<input type="checkbox"/>	Qual. Tournament
<input checked="" type="checkbox"/>	Final tournament

<input type="checkbox"/>	Men
<input type="checkbox"/>	Men's J
<input type="checkbox"/>	Men's Y

<input checked="" type="checkbox"/>	Women
<input type="checkbox"/>	Women's J
<input type="checkbox"/>	Women's Y

Matchnumber

W43

A / Home Team

B / Away Team

Final Result

Russian Federation			Turkey			
Place	Court No.	Date	Time	Spectators	TV	Report follows
Buenos Aires	3	11/10/2018	14:30			NO

2 : 0

No.	Team A	P	SUS	SUS	D	DR
1	KARABUTOVA Ekaterina					
3	KRAKHMALOVA Sofia	6				
5	SAVINA Sofya	4				
7	VOLKOVA Anna	12				
9	DAVYDOVA Victoria	6				
11	IVANOVA Anna	8				
13	GRIGOROVSKAYA Kristina		18:35			
23	SKRIPKA Anastasia					
96	SINELNIKOVA Alina					
A	SIDORICHEVA Anna					
B	ZOTIN Evgenii					
C	CHUDESNIKOVA Natalia					
D						
Sig. Off.		TTO				

No.	Team B	P	SUS	SUS	D	DR
1	YILMAZ Dilek					
5	YIGIT Serap	4				
7	TURKYILMAZ Beyzanur	4				
8	KILIC Eda Nur	5				
11	DALKIC Elif					
12	KARADEMIR Sude					
14	COSKUNSU Ceyhan	2				
15	KARACAM Beyza	8	11:22			
16	SORMAZ Aysenur					
A	AYAR Kadir					
B	DAYAT Senar					
C						
D						
Sig. Off.		TTO	7:54		3:08	

Referees	NOC	Signature
1	CARDONE L.	ITA
2	MANUELE S.	ITA

Technical Delegates	NOC	Signature
A	PERKINS G.	USA
B	RODRIGUEZ L.	ARG

1st Period					
A	P	B	A	P	B
	1			23	
3	2	8		24	
	3			25	
11	4	7		26	
	5			27	
11	6	8		28	
	7			29	
3	8	5		30	
	9			31	
7	10	14		32	
	11			33	
7	12	7		34	
	13			35	
9	14			36	
	15			37	
7	16			38	
	17			39	
7	18			40	
	19			41	
11	20			42	
	21			43	
	22			44	

2nd Period					
A	P	B	A	P	B
	1	8		23	
3	2			24	
	3	15		25	
11	4			26	
	5	15		27	
9	6			28	
	7	5		29	
5	8			30	
	9	15		31	
7	10			32	
	11	15		33	
9	12			34	
	13			35	
5	14			36	
	15			37	
7	16			38	
	17			39	
	18			40	
	19			41	
	20			42	
	21			43	
	22			44	

1st Period	20 - 12	2nd Period	16 - 11
Result	1 - 0	Result	1 - 0
"Shoot-out"		Shootout	
		Result	

Team A

N									
DG									
P									

Team B

N									
DG									
P									

Legend:
D Disqualification **DG** Direct Goal **DR** Disqualification with Report **GG** Golden Goal
No. Players Number **Off.** Official **P** Goal Points **SUS** Suspension
TO Team Timeout



Results

Match W43 Russian Federation 2 vs 0 Turkey

REFEREES:

 Cardone Luciano (ITA)
 Manuele Sebastiano (ITA)

1st Period: 20 - 12
2nd Period: 16 - 11
RUS - Russian Federation

Headcoach: ZOTIN Evgenii

No.	Name	Total				Goals / Shots							Punishments			
		Points	Goals	Shots	%	1-Pt All	1-Pt Spin	Spin	In-flight	Specialist	Direct Goal	P6m	SUS	D	DR	
1	KARABUTOVA Ekaterina															
3	KRAKHMALEVA Sofia	6	3	5	60					3 / 5						
5	SAVINA Sofya	4	2	2	100			1 / 1	1 / 1							
7	VOLKOVA Anna	12	6	8	75					6 / 8						
9	DAVYDOVA Victoria	6	3	7	43			3 / 6	0 / 1							
11	IVANOVA Anna	8	4	6	67			2 / 4				2 / 2				
13	GRIGOROVSKAYA Kristina												1			
23	SKRIPKA Anastasia		0	1	0			0 / 1								
96	SINELNIKOVA Alina															
Totals		36	18	29	62			6 / 12	1 / 2	9 / 13		2 / 2	1			

No.	Goalkeeper	Total			Saves / Shots						
		Saves	Shots	%	1-Pt All	1-Pt Spin	Spin	In-flight	Specialist	Direct Goal	P6m
1	KARABUTOVA Ekaterina	5	17	29	0 / 1		4 / 8		1 / 7	0 / 1	
Totals		5	17	29	0 / 1		4 / 8		1 / 7	0 / 1	

TUR - Turkey

Headcoach: AYAR Kadir

Team time outs: 2

No.	Name	Total				Goals / Shots							Punishments			
		Points	Goals	Shots	%	1-Pt All	1-Pt Spin	Spin	In-flight	Specialist	Direct Goal	P6m	SUS	D	DR	
1	YILMAZ Dilek		0	1	0					0 / 1						
5	YIGIT Serap	4	2	3	67			2 / 3								
7	TURKYILMAZ Beyzanur	4	2	7	29			2 / 7								
8	KILIC Eda Nur	5	3	5	60	1 / 1				2 / 4						
11	DALKIC Elif															
12	KARADEMIR Sude										1 / 1					
14	COSKUNSU Ceyhan	2	1	1	100											
15	KARACAM Beyza	8	4	6	67					4 / 6			1			
16	SORMAZ Aysenur		0	1	0			0 / 1								
Totals		23	12	24	50	1 / 1		4 / 11		6 / 11	1 / 1		1			

No.	Goalkeeper	Total			Saves / Shots						
		Saves	Shots	%	1-Pt All	1-Pt Spin	Spin	In-flight	Specialist	Direct Goal	P6m
12	KARADEMIR Sude	1	7	14			1 / 3		0 / 4		
14	COSKUNSU Ceyhan	5	17	29			3 / 7	1 / 2	1 / 6		0 / 2
Totals		6	24	25			4 / 10	1 / 2	1 / 10		0 / 2

Team Comparison

	1st Period				2nd Period			
	Russian Federation		Turkey		Russian Federation		Turkey	
	Goals/Shots	%	Goals/Shots	%	Goals/Shots	%	Goals/Shots	%
In-flight Shots					1 / 2	50		
Spin Shots	3 / 4	75	3 / 8	38	3 / 8	38	1 / 3	33
Specialist Shots	6 / 8	75	2 / 5	40	3 / 5	60	4 / 6	67
1-Point Shots							1 / 1	100
Direct Goal Shots			1 / 1	100				
6-meter Shots	1 / 1	100			1 / 1	100		
1-Point Spin Shots								



Results

Russian Federation 2 vs 0 Turkey

REFEREES:

Cardone Luciano (ITA)
Manuele Sebastiano (ITA)

1st Period: 20 - 12

2nd Period: 16 - 11

RUS - Russian Federation

No.	Name	Technical skills					
		Assists	Steals	Blocked Shots	Received 6m Fouls	Penalty Fouls	Turnovers
1	KARABUTOVA Ekaterina						
3	KRAKHMALEVA Sofia						1
5	SAVINA Sofya	4					3
7	VOLKOVA Anna						1
9	DAVYDOVA Victoria	3					
11	IVANOVA Anna	2	1		2		
13	GRIGOROVSKAYA Kristina			4			
23	SKRIPKA Anastasia	2					
96	SINELNIKOVA Alina		1	2			
Team							
Totals		11	2	6	2		5

Running Score

RUS - TUR

1st Period

KRAKHMALEVA S.	2	:	0
IVANOVA A.	4	:	0
	4	:	2
	4	:	4
	4	:	4
IVANOVA A.	6	:	4
KRAKHMALEVA S.	8	:	4
VOLKOVA A.	10	:	4
VOLKOVA A.	12	:	4
	12	:	6
	12	:	8
	12	:	8
DAVYDOVA V.	14	:	8
	14	:	10
	16	:	10
	16	:	12
VOLKOVA A.	18	:	12
IVANOVA A.	20	:	12

TUR - Turkey

No.	Name	Technical skills					
		Assists	Steals	Blocked Shots	Received 6m Fouls	Penalty Fouls	Turnovers
1	YILMAZ Dilek						1
5	YIGIT Serap	2		1			1
7	TURKYILMAZ Beyzanur	1					2
8	KILIC Eda Nur	2					
11	DALKIC Elif	1				1	4
12	KARADEMIR Sude						
14	COSKUNSU Ceyhan						1
15	KARACAM Beyza					1	
16	SORMAZ Aysenur						3
Team							
Totals		6		1		2	12

2nd Period

KRAKHMALEVA S.	2	:	0
IVANOVA A.	4	:	0
DAVYDOVA V.	6	:	0
SAVINA S.	8	:	0
	8	:	1
	8	:	1
VOLKOVA A.	10	:	1
	10	:	3
	10	:	3
DAVYDOVA V.	12	:	3
	12	:	5
	12	:	7
	12	:	7
SAVINA S.	14	:	7
	14	:	9
	14	:	11
VOLKOVA A.	16	:	11

Legend:

%	Efficiency	1-Pt	1-Point-Shots	1-Pt Spin	1-Point-Spinshots	D	Disqualifications
DR	Disqualifications with Report	No.	Uniform Number	P6m	6m Penalty Shots	Spin	Spinshots
SUS	Suspension						

MATCH AND REFEREES REPORT

BEACH HANDBALL

<input checked="" type="checkbox"/>	Youth Olympics
<input type="checkbox"/>	WCh
<input type="checkbox"/>	Int. Match

<input type="checkbox"/>	Qual.Match
<input type="checkbox"/>	Qual. Tournament
<input checked="" type="checkbox"/>	Final tournament

<input type="checkbox"/>	Men
<input type="checkbox"/>	Men's J
<input type="checkbox"/>	Men's Y

<input checked="" type="checkbox"/>	Women
<input type="checkbox"/>	Women's J
<input type="checkbox"/>	Women's Y

Matchnumber

W44

A / Home Team

B / Away Team

Final Result

American Samoa			Venezuela			
Place	Court No.	Date	Time	Spectators	TV	Report follows
Buenos Aires	2	11/10/2018	15:20			NO

0 : 2

No.	Team A	P	SUS	SUS	D	DR
2	NAUTU Frances Blessing		5:30			
3	FLOOR Stephanie Lynn	12				
6	FLOOR Danielle Patricia	1				
7	FALEAO Roselyn Marie	8				
8	AASA Naomi Matauanaeta	2				
11	TOFEAONO Luavaa Phillomena					
12	LIU Jasmine Leata	3				
18	MATAUTIA Imeleta Olive		4:18	13:54	13:54	
A	FLOOR Carl					
B	SAGAPOLU Joey					
C						
D						
Sig. Off.		TTO	6:09		2:24	

No.	Team B	P	SUS	SUS	D	DR
2	SUAREZ Miraidy					
5	REOLON Lilesky	11				
7	MEDINA Wisleidy	4				
9	CORDERO Milena	10				
11	PARRA Paola	5				
12	SOLAR Risandry	6				
14	TOVAR Milangela	10	14:41			
15	AGUILAR Iskari	10				
16	OJEDA Emilis	2				
A	SANCHEZ Octavio					
B	MAMO Ghassan					
C						
D						
Sig. Off.		TTO				

Referees	NOC	Signature
1	RUDINSKY M.	SVK
2	MANDAK B.	SVK

Technical Delegates	NOC	Signature
A	BESLIJA E.	MNE
B	RODRIGUEZ G.	ARG

1st Period					
A	P	B	A	P	B
12	1			23	
	2	9		24	12
7	3			25	
3	4	5		26	5
8	5	14		27	
	6			28	14
3	7	9		29	
12	8			30	
	9	9		31	
3	10	14		32	
12	11			33	
	12	9		34	
	13			35	
	14	5		36	
	15			37	
	16	5		38	
	17			39	
	18	7		40	
	19			41	
	20	14		42	
	21			43	
	22	12		44	

2nd Period					
A	P	B	A	P	B
	1			23	15
7	2	15		24	
	3			25	14
7	4	16		26	5
6	5			27	
	6	15		28	7
7	7			29	
	8	11		30	5
3	9			31	
3	10	11		32	
	11			33	
3	12	9		34	
3	13			35	
8	14	15		36	
3	15			37	
	16	15		38	
	17			39	
	18	12		40	
	19	11		41	
	20			42	
	21	14		43	
	22			44	

1st Period	11 - 28	2nd Period	15 - 30
Result	0 - 1	Result	0 - 1
"Shoot-out"		Shootout	
		Result	

Team A											
N											
DG											
P											
Team B											
N											
DG											
P											

Legend:	D Disqualification	DG Direct Goal	DR Disqualification with Report	GG Golden Goal
No. Players Number	Off. Official	P Goal Points	SUS Suspension	
TO Team Timeout				



Results

Match W44
American Samoa 0 vs 2 Venezuela
REFEREES:

 Rudinsky Mario (SVK)
 Mandak Boris (SVK)

1st Period: 11 - 28
2nd Period: 15 - 30
ASA - American Samoa
Headcoach: FLOOR Carl
Team time outs: 2

No.	Name	Total				Goals / Shots							Punishments		
		Points	Goals	Shots	%	1-Pt All	1-Pt Spin	Spin	In-flight	Specialist	Direct Goal	P6m	SUS	D	DR
2	NAUTU Frances Blessing												1		
3	FLOOR Stephanie Lynn	12	8	12	67	4 / 6			1 / 1	2 / 4		1 / 1			
6	FLOOR Danielle Patricia	1	1	5	20	1 / 4		0 / 1							
7	FALEAO Roselyn Marie	8	4	6	67	0 / 1				4 / 5					
8	AASA Naomi Matauanaeta	2	2	3	67	2 / 3									
11	TOFEAONO Luavaa Phillomena														
12	LIU Jasmine Leata	3	3	4	75	3 / 4									
18	MATAUTIA Imeleta Olive												2	1	
Totals		26	18	30	60	10 / 18		0 / 1	1 / 1	6 / 9		1 / 1	3	1	

No.	Goalkeeper	Total			Saves / Shots						
		Saves	Shots	%	1-Pt All	1-Pt Spin	Spin	In-flight	Specialist	Direct Goal	P6m
3	FLOOR Stephanie Lynn	0	5	0			0 / 1	0 / 3	0 / 1		
7	FALEAO Roselyn Marie	4	21	19	1 / 3	0 / 2	1 / 7	1 / 3	0 / 6	1 / 1	0 / 1
12	LIU Jasmine Leata	1	10	10	0 / 2	0 / 1	0 / 5		1 / 3		
Totals		5	36	14	1 / 5	0 / 3	1 / 13	1 / 6	1 / 10	1 / 1	0 / 1

VEN - Venezuela
Headcoach: SANCHEZ Octavio

No.	Name	Total				Goals / Shots							Punishments		
		Points	Goals	Shots	%	1-Pt All	1-Pt Spin	Spin	In-flight	Specialist	Direct Goal	P6m	SUS	D	DR
2	SUAREZ Miraidy														
5	REOLON Lilesky	11	6	7	86	1 / 2	1 / 1	5 / 5							
7	MEDINA Wisleidy	4	2	4	50			1 / 1	1 / 3						
9	CORDERO Milena	10	5	6	83	0 / 1				5 / 5					
11	PARRA Paola	5	3	3	100	1 / 1		1 / 1	1 / 1						
12	SOLAR Risandry	6	3	4	75			0 / 1		2 / 2		1 / 1			
14	TOVAR Milangela	10	6	8	75	2 / 2	2 / 2	1 / 2	1 / 1	2 / 3			1		
15	AGUILAR Iskari	10	5	6	83			3 / 4	2 / 2						
16	OJEDA Emilis	2	1	2	50			1 / 1			0 / 1				
Totals		58	31	40	78	4 / 6	3 / 3	12 / 15	5 / 7	9 / 10	0 / 1	1 / 1	1		

No.	Goalkeeper	Total			Saves / Shots						
		Saves	Shots	%	1-Pt All	1-Pt Spin	Spin	In-flight	Specialist	Direct Goal	P6m
16	OJEDA Emilis	6	24	25	5 / 15			0 / 1	1 / 7		0 / 1
Totals		6	24	25	5 / 15			0 / 1	1 / 7		0 / 1

Team Comparison

	1st Period				2nd Period			
	American Samoa		Venezuela		American Samoa		Venezuela	
	Goals/Shots	%	Goals/Shots	%	Goals/Shots	%	Goals/Shots	%
In-flight Shots			2 / 4	50	1 / 1	100	3 / 3	100
Spin Shots			5 / 6	83	0 / 1	0	7 / 9	78
Specialist Shots	3 / 5	60	6 / 6	100	3 / 4	75	3 / 4	75
1-Point Shots	5 / 10	50	2 / 3	67	5 / 8	63	2 / 3	67
Direct Goal Shots							0 / 1	0
6-meter Shots					1 / 1	100	1 / 1	100
1-Point Spin Shots			2 / 2	100			1 / 1	100



Results

American Samoa 0 vs 2 Venezuela

REFEREES:

Rudinsky Mario (SVK)
Mandak Boris (SVK)

1st Period: 11 - 28

2nd Period: 15 - 30

Running Score

ASA - VEN

1st Period

0 : 2 CORDERO M.
LIU J. 1 : 2
1 : 4 REOLON L.
1 : 5 TOVAR M.
1 : 7 CORDERO M.
FALEAO R. 3 : 7
3 : 9 CORDERO M.
3 : 10 TOVAR M.
FLOOR S. 4 : 10
4 : 12 CORDERO M.
4 : 14 REOLON L.
AASA N. 5 : 14
5 : 16 REOLON L.
5 : 18 MEDINA W.
5 : 20 TOVAR M.
5 : 22 SOLAR R.
FLOOR S. 7 : 22
7 : 24 SOLAR R.
7 : 26 REOLON L.
LIU J. 8 : 26
8 : 28 TOVAR M.
FLOOR S. 10 : 28
LIU J. 11 : 28

2nd Period

0 : 2 AGUILAR I.
0 : 4 OJEDA E.
FALEAO R. 2 : 4
2 : 6 AGUILAR I.
2 : 8 PARRA P.
2 : 10 PARRA P.
FALEAO R. 4 : 10
4 : 12 CORDERO M.
FLOOR D. 5 : 12
5 : 14 AGUILAR I.
5 : 16 AGUILAR I.
5 : 18 SOLAR R.
FALEAO R. 7 : 18
7 : 19 PARRA P.
FLOOR S. 9 : 19
FLOOR S. 10 : 19
10 : 21 TOVAR M.
10 : 23 AGUILAR I.
10 : 25 TOVAR M.
FLOOR S. 12 : 25
12 : 26 REOLON L.
12 : 28 MEDINA W.
FLOOR S. 13 : 28
13 : 30 REOLON L.
AASA N. 14 : 30
FLOOR S. 15 : 30

ASA - American Samoa

No.	Name	Technical skills					
		Assists	Steals	Blocked Shots	Received 6m Fouls	Penalty Fouls	Turnovers
2	NAUTU Frances Blessing						
3	FLOOR Stephanie Lynn	3					3
6	FLOOR Danielle Patricia	7	1				3
7	FALEAO Roselyn Marie						3
8	AASA Naomi Matauanaeta	1			1		1
11	TOFEAONO Luavaa Phillomena						1
12	LIU Jasmine Leata						3
18	MATAUTIA Imeleta Olive					1	
Team							
Totals		11	1		1	1	14

VEN - Venezuela

No.	Name	Technical skills					
		Assists	Steals	Blocked Shots	Received 6m Fouls	Penalty Fouls	Turnovers
2	SUAREZ Miraidy						
5	REOLON Lilesky	4	1				
7	MEDINA Wisleidy	2	1				2
9	CORDERO Milena	1					
11	PARRA Paola	1					
12	SOLAR Risandry						
14	TOVAR Milangela	3	2	1		1	1
15	AGUILAR Iskari	2	1		1		1
16	OJEDA Emilis						
Team							
Totals		13	5	1	1	1	4

Legend:

% Efficiency
DR Disqualifications with Report
SUS Suspension
1-Pt No. 1-Point-Shots Uniform Number
1-Pt Spin P6m 1-Point-Spinshots 6m Penalty Shots
D Spin Disqualifications Spinshots

MATCH AND REFEREES REPORT

BEACH HANDBALL

<input checked="" type="checkbox"/>	Youth Olympics
<input type="checkbox"/>	WCh
<input type="checkbox"/>	Int. Match

<input type="checkbox"/>	Qual.Match
<input type="checkbox"/>	Qual. Tournament
<input checked="" type="checkbox"/>	Final tournament

<input type="checkbox"/>	Men
<input type="checkbox"/>	Men's J
<input type="checkbox"/>	Men's Y

<input checked="" type="checkbox"/>	Women
<input type="checkbox"/>	Women's J
<input type="checkbox"/>	Women's Y

Matchnumber

W45

A / Home Team

B / Away Team

Final Result

Mauritius			Hong Kong, China			
Place	Court No.	Date	Time	Spectators	TV	Report follows
Buenos Aires	3	11/10/2018	15:20			NO

0 : 2

No.	Team A	P	SUS	SUS	D	DR
10	RAMLUGON Sarina					
11	HEMRAZ Urvi	3				
12	DESSAUX de MARIGNY Sabine	4				
13	BAX Stephanie Chloe					
14	de WAAL Emma					
15	GUYOLLOT Zoe Georgia	1				
16	KISTOO Jasmeeta					
17	PERMAL Makeba Rose Alcida	2				
18	HIRIGOYEN Marie Chloe					
A	RABOUD-AMOORDON Karine					
B	CARRE Martial Georges Ludovic					
C						
D						
Sig. Off.	TTO	6:41		6:35		

No.	Team B	P	SUS	SUS	D	DR
1	MAN Cheuk Lam					
2	KWOK Tsztung	2				
3	YOK Tsz Tung					
4	SO Hoi Kiu					
5	HUNG Sin Yu					
6	CHONG Sze Ki	16				
7	LI Lok Yee	2				
8	CHO Hoi Ching	2				
9	HUI Ching Lam	8	15:10			
A	YEUNG Hoi Cheung					
B	LAM Wai Yu					
C						
D						
Sig. Off.	TTO					

Referees	NOC	Signature
1	ASSIS F.	BRA
2	DOS SANTOS S.	BRA

Technical Delegates	NOC	Signature
A	NAVARRETE C.	MEX
B	SORIA J.	ARG

1st Period					
A	P	B	A	P	B
15	1			23	
	2	6		24	
11	3			25	
	4	9		26	
12	5			27	
	6	6		28	
17	7			29	
	8	7		30	
12	9			31	
	10	6		32	
	11			33	
	12	9		34	
	13			35	
	14	6		36	
	15			37	
	16	9		38	
	17			39	
	18	6		40	
	19			41	
	20			42	
	21			43	
	22			44	

2nd Period					
A	P	B	A	P	B
11	1			23	
	2	2		24	
	3			25	
	4	8		26	
	5			27	
	6	9		28	
	7			29	
	8	6		30	
	9			31	
	10	6		32	
	11			33	
	12	6		34	
	13			35	
	14			36	
	15			37	
	16			38	
	17			39	
	18			40	
	19			41	
	20			42	
	21			43	
	22			44	

1st Period	9 - 18	2nd Period	1 - 12
Result	0 - 1	Result	0 - 1
"Shoot-out"		Shootout	
		Result	

Team A

N									
DG									
P									

Team B

N									
DG									
P									

Legend:
D Disqualification
No. Players Number
TO Team Timeout
DG Direct Goal
Off. Official
DR Disqualification with Report
P Goal Points
GG Golden Goal
SUS Suspension



Results

Match W45
Mauritius 0 vs 2 Hong Kong, China
REFEREES:

 Assis Flavio (BRA)
 dos Santos Sidiney (BRA)

1st Period: 9 - 18
2nd Period: 1 - 12
MRI - Mauritius

Headcoach: RABOUD-AMOORDON Karine

Team time outs: 2

No.	Name	Total				Goals / Shots							Punishments			
		Points	Goals	Shots	%	1-Pt All	1-Pt Spin	Spin	In-flight	Specialist	Direct Goal	P6m	SUS	D	DR	
10	RAMLUGON Sarina															
11	HEMRAZ Urvi	3	2	4	50	1 / 3				1 / 1						
12	DESSVAUX de MARIGNY Sabine	4	2	9	22	0 / 1		0 / 3		0 / 3		2 / 2				
13	BAX Stephanie Chloe															
14	de WAAL Emma															
15	GUYOLLOT Zoe Georgia	1	1	5	20	1 / 5										
16	KISTOO Jasmeeta															
17	PERMAL Makeba Rose Alcida	2	1	1	100					1 / 1						
18	HIRIGOYEN Marie Chloe		0	2	0	0 / 2										
Totals		10	6	21	29	2 / 11		0 / 3		2 / 5		2 / 2				

No.	Goalkeeper	Total			Saves / Shots						
		Saves	Shots	%	1-Pt All	1-Pt Spin	Spin	In-flight	Specialist	Direct Goal	P6m
10	RAMLUGON Sarina	3	18	17			1 / 2	1 / 1	1 / 13		0 / 2
Totals		3	18	17			1 / 2	1 / 1	1 / 13		0 / 2

HKG - Hong Kong, China

Headcoach: LAM Wai Yu

No.	Name	Total				Goals / Shots							Punishments			
		Points	Goals	Shots	%	1-Pt All	1-Pt Spin	Spin	In-flight	Specialist	Direct Goal	P6m	SUS	D	DR	
1	MAN Cheuk Lam															
2	KWOK Tsztung	2	1	1	100							1 / 1				
3	YOK Tsz Tung															
4	SO Hoi Kiu															
5	HUNG Sin Yu		0	1	0				0 / 1							
6	CHONG Sze Ki	16	8	12	67					8 / 12						
7	LI Lok Yee	2	1	2	50			1 / 2								
8	CHO Hoi Ching	2	1	3	33			0 / 1		1 / 2						
9	HUI Ching Lam	8	4	4	100					3 / 3		1 / 1	1			
Totals		30	15	23	65			1 / 3	0 / 1	12 / 17		2 / 2	1			

No.	Goalkeeper	Total			Saves / Shots						
		Saves	Shots	%	1-Pt All	1-Pt Spin	Spin	In-flight	Specialist	Direct Goal	P6m
1	MAN Cheuk Lam	7	13	54	4 / 6		2 / 2		1 / 3		0 / 2
Totals		7	13	54	4 / 6		2 / 2		1 / 3		0 / 2

Team Comparison

	1st Period				2nd Period			
	Mauritius		Hong Kong, China		Mauritius		Hong Kong, China	
	Goals/Shots	%	Goals/Shots	%	Goals/Shots	%	Goals/Shots	%
In-flight Shots							0 / 1	0
Spin Shots	0 / 3	0	1 / 3	33				
Specialist Shots	2 / 2	100	8 / 9	89	0 / 3	0	4 / 8	50
1-Point Shots	1 / 3	33			1 / 8	13		
Direct Goal Shots								
6-meter Shots	2 / 2	100					2 / 2	100
1-Point Spin Shots								



Results

Mauritius 0 vs 2 Hong Kong, China

REFEREES:

Assis Flavio (BRA)
dos Santos Sidiney (BRA)

1st Period: 9 - 18

2nd Period: 1 - 12

Running Score

MRI - HKG

1st Period

0 : 2 CHONG S.
GUYOLLOT Z. 1 : 2
1 : 4 HUI C.
HEMRAZ U. 3 : 4
3 : 6 CHONG S.
3 : 8 LI L.
DESVAUX DE MARIGNY S. 5 : 8
5 : 10 CHONG S.
PERMAL M. 7 : 10
7 : 12 HUI C.
7 : 14 CHONG S.
7 : 16 HUI C.
DESVAUX DE MARIGNY S. 9 : 16
9 : 18 CHONG S.

2nd Period

0 : 2 KWOK T.
0 : 4 CHO H.
0 : 6 HUI C.
0 : 8 CHONG S.
0 : 10 CHONG S.
HEMRAZ U. 1 : 10
1 : 12 CHONG S.

MRI - Mauritius

No.	Name	Technical skills					
		Assists	Steals	Blocked Shots	Received 6m Fouls	Penalty Fouls	Turnovers
10	RAMLUGON Sarina						
11	HEMRAZ Urvi					1	1
12	DESVAUX de MARIGNY Sabine				1		
13	BAX Stephanie Chloe					1	
14	de WAAL Emma						
15	GUYOLLOT Zoe Georgia						
16	KISTOO Jasmeeta	1			1		1
17	PERMAL Makeba Rose Alcida						1
18	HIRIGOYEN Marie Chloe	1					2
Team							
Totals		2			2	2	5

HKG - Hong Kong, China

No.	Name	Technical skills					
		Assists	Steals	Blocked Shots	Received 6m Fouls	Penalty Fouls	Turnovers
1	MAN Cheuk Lam						1
2	KWOK Tsztung					1	
3	YOK Tsz Tung			1		1	
4	SO Hoi Kiu						
5	HUNG Sin Yu	8					
6	CHONG Sze Ki	1			1		
7	LI Lok Yee	2					2
8	CHO Hoi Ching	4			1		
9	HUI Ching Lam						2
Team							
Totals		15		1	2	2	5

Legend:

% Efficiency
DR Disqualifications with Report
SUS Suspension
1-Pt No. 1-Point-Shots Uniform Number
1-Pt Spin P6m 1-Point-Spinshots 6m Penalty Shots
D Spin Disqualifications Spinshots

MATCH AND REFEREES REPORT

BEACH HANDBALL

<input checked="" type="checkbox"/>	Youth Olympics
<input type="checkbox"/>	WCh
<input type="checkbox"/>	Int. Match

<input type="checkbox"/>	Qual.Match
<input type="checkbox"/>	Qual. Tournament
<input checked="" type="checkbox"/>	Final tournament

<input type="checkbox"/>	Men
<input type="checkbox"/>	Men's J
<input type="checkbox"/>	Men's Y

<input checked="" type="checkbox"/>	Women
<input type="checkbox"/>	Women's J
<input type="checkbox"/>	Women's Y

Matchnumber

W46

A / Home Team

B / Away Team

Final Result

American Samoa			Hong Kong, China			
Place	Court No.	Date	Time	Spectators	TV	Report follows
Buenos Aires	3	12/10/2018	10:00			NO

0 : 2

No.	Team A	P	SUS	SUS	D	DR
2	NAUTU Frances Blessing	1	15:15			
3	FLOOR Stephanie Lynn	11				
6	FLOOR Danielle Patricia	2	19:01			
7	FALEAO Roselyn Marie					
8	AASA Naomi Matauanaeta	2				
11	TOFEAONO Luavaa Phillomena	2	7:48			
12	LIU Jasmine Leata	5				
18	MATAUTIA Imeleta Olive					
A	FLOOR Carl					
B	SAGAPOLU Joey					
C						
D						
Sig. Off.		TTO	5:58		6:13	

No.	Team B	P	SUS	SUS	D	DR
1	MAN Cheuk Lam					
2	KWOK Tsztung					
3	YOK Tsz Tung		12:22			
4	SO Hoi Kiu					
5	HUNG Sin Yu	11				
6	CHONG Sze Ki	4	6:56			
7	LI Lok Yee	12				
8	CHO Hoi Ching	8				
9	HUI Ching Lam	6				
A	YEUNG Hoi Cheung					
B	LAM Wai Yu					
C						
D						
Sig. Off.		TTO				

Referees	NOC	Signature
1	ALDERAZI H.	BRN
2	SHAMSAN H.	BRN

Technical Delegates	NOC	Signature
A	NAVARRETE C.	MEX
B	SORIA J.	ARG

1st Period					
A	P	B	A	P	B
12	1			23	8
6	2	6		24	
	3			25	
3	4	5		26	
2	5			27	
6	6	9		28	
	7			29	
	8	7		30	
	9			31	
	10	7		32	
	11			33	
	12	5		34	
	13			35	
	14	9		36	
	15	5		37	
	16			38	
	17	8		39	
	18			40	
	19	8		41	
	20			42	
	21	9		43	
	22			44	

2nd Period					
A	P	B	A	P	B
8	1			23	
3	2	7		24	
	3			25	
3	4	7		26	
	5			27	
12	6	5		28	
3	7			29	
	8	5		30	
12	9			31	
3	10	8		32	
8	11			33	
3	12	7		34	
3	13			35	
	14	6		36	
3	15			37	
	16	5		38	
11	17			39	
	18	7		40	
	19			41	
	20			42	
	21			43	
	22			44	

1st Period	6 - 23	2nd Period	17 - 18
Result	0 - 1	Result	0 - 1
"Shoot-out"		Shootout	
		Result	

Team A									
N									
DG									
P									
Team B									
N									
DG									
P									

Legend:	D Disqualification	DG Direct Goal	DR Disqualification with Report	GG Golden Goal
No. Players Number	Off. Official	P Goal Points	SUS Suspension	
TO Team Timeout				



Results

Match W46
American Samoa 0 vs 2 Hong Kong, China
REFEREES:

 Alderazi Hani (BRN)
 Shamsan Hasan (BRN)

1st Period: 6 - 23
2nd Period: 17 - 18
ASA - American Samoa
Headcoach: FLOOR Carl
Team time outs: 2

No.	Name	Total				Goals / Shots							Punishments		
		Points	Goals	Shots	%	1-Pt All	1-Pt Spin	Spin	In-flight	Specialist	Direct Goal	P6m	SUS	D	DR
2	NAUTU Frances Blessing	1	1	1	100	1 / 1							1		
3	FLOOR Stephanie Lynn	11	8	10	80	5 / 6		1 / 1		1 / 1		1 / 2			
6	FLOOR Danielle Patricia	2	2	4	50	2 / 2		0 / 1	0 / 1				1		
7	FALEAO Roselyn Marie		0	1	0					0 / 1					
8	AASA Naomi Matauanaeta	2	2	6	33	2 / 6									
11	TOFEAONO Luavaa Phillomena	2	1	2	50				0 / 1	1 / 1			1		
12	LIU Jasmine Leata	5	3	4	75	1 / 1			0 / 1	2 / 2					
18	MATAUTIA Imeleta Olive														
Totals		23	17	28	61	11 / 16		1 / 2	0 / 3	4 / 5		1 / 2	3		

No.	Goalkeeper	Total			Saves / Shots						
		Saves	Shots	%	1-Pt All	1-Pt Spin	Spin	In-flight	Specialist	Direct Goal	P6m
3	FLOOR Stephanie Lynn	0	6	0	0 / 1		0 / 2		0 / 1		0 / 2
7	FALEAO Roselyn Marie	1	7	14			1 / 5		0 / 1		0 / 1
11	TOFEAONO Luavaa Phillomena	0	5	0			0 / 3		0 / 1		0 / 1
12	LIU Jasmine Leata	1	5	20			0 / 3				1 / 2
Totals		2	23	9	0 / 1		1 / 13		0 / 3		1 / 6

HKG - Hong Kong, China
Headcoach: LAM Wai Yu

No.	Name	Total				Goals / Shots							Punishments		
		Points	Goals	Shots	%	1-Pt All	1-Pt Spin	Spin	In-flight	Specialist	Direct Goal	P6m	SUS	D	DR
1	MAN Cheuk Lam														
2	KWOK Tsztung														
3	YOK Tsz Tung												1		
4	SO Hoi Kiu														
5	HUNG Sin Yu	11	6	7	86	1 / 1		5 / 6							
6	CHONG Sze Ki	4	2	3	67					2 / 3			1		
7	LI Lok Yee	12	6	10	60			3 / 5				3 / 5			
8	CHO Hoi Ching	8	4	5	80			3 / 3				1 / 2			
9	HUI Ching Lam	6	3	5	60			1 / 2		1 / 2		1 / 1			
Totals		41	21	30	70	1 / 1		12 / 16		3 / 5		5 / 8	2		

No.	Goalkeeper	Total			Saves / Shots						
		Saves	Shots	%	1-Pt All	1-Pt Spin	Spin	In-flight	Specialist	Direct Goal	P6m
1	MAN Cheuk Lam	6	23	26	3 / 14		1 / 2	1 / 1	0 / 4		1 / 2
Totals		6	23	26	3 / 14		1 / 2	1 / 1	0 / 4		1 / 2

Team Comparison

	1st Period				2nd Period			
	American Samoa		Hong Kong, China		American Samoa		Hong Kong, China	
	Goals/Shots	%	Goals/Shots	%	Goals/Shots	%	Goals/Shots	%
In-flight Shots	0 / 3	0						
Spin Shots	0 / 1	0	6 / 9	67	1 / 1	100	6 / 7	86
Specialist Shots	1 / 2	50	2 / 2	100	3 / 3	100	1 / 3	33
1-Point Shots	4 / 7	57	1 / 1	100	7 / 9	78		
Direct Goal Shots								
6-meter Shots			3 / 4	75	1 / 2	50	2 / 4	50
1-Point Spin Shots								



Results

American Samoa 0 vs 2 Hong Kong, China

REFEREES:

Alderazi Hani (BRN)
Shamsan Hasan (BRN)

1st Period: 6 - 23

2nd Period: 17 - 18

Running Score

ASA - HKG

ASA - American Samoa

No.	Name	Technical skills					
		Assists	Steals	Blocked Shots	Received 6m Fouls	Penalty Fouls	Turnovers
2	NAUTU Frances Blessing			1		2	2
3	FLOOR Stephanie Lynn	2			2		2
6	FLOOR Danielle Patricia	1				2	1
7	FALEAO Roselyn Marie					1	1
8	AASA Naomi Matauanaeta						
11	TOFEAONO Luavaa Phillomena			1		1	
12	LIU Jasmine Leata						1
18	MATAUTIA Imeleta Olive					2	
Team							1
Totals		3		2	2	8	8

1st Period

0	:	2	CHONG S.
LIU J.	:	2	
1	:	4	HUNG S.
FLOOR D.	:	4	
2	:	6	HUI C.
2	:	8	LI L.
FLOOR S.	:	8	
4	:	10	LI L.
4	:	12	HUNG S.
4	:	14	HUI C.
4	:	15	HUNG S.
NAUTU F.	:	15	
5	:	17	CHO H.
FLOOR D.	:	17	
6	:	19	CHO H.
6	:	21	HUI C.
6	:	23	CHO H.

HKG - Hong Kong, China

No.	Name	Technical skills					
		Assists	Steals	Blocked Shots	Received 6m Fouls	Penalty Fouls	Turnovers
1	MAN Cheuk Lam						1
2	KWOK Tsztung					1	
3	YOK Tsz Tung		1			1	1
4	SO Hoi Kiu						
5	HUNG Sin Yu	1			1		1
6	CHONG Sze Ki	2			2	1	
7	LI Lok Yee	5			2		1
8	CHO Hoi Ching	1			3		4
9	HUI Ching Lam	1					
Team							
Totals		10	1		8	3	8

2nd Period

AASA N.	:	0	
1	:	2	LI L.
FLOOR S.	:	2	
2	:	4	LI L.
FLOOR S.	:	4	
4	:	6	HUNG S.
LIU J.	:	6	
6	:	8	HUNG S.
FLOOR S.	:	8	
7	:	10	CHO H.
7	:	10	
LIU J.	:	10	
FLOOR S.	:	10	
10	:	12	LI L.
AASA N.	:	12	
FLOOR S.	:	12	
12	:	14	CHONG S.
FLOOR S.	:	14	
13	:	16	HUNG S.
FLOOR S.	:	16	
15	:	18	LI L.
TOFEAONO L.	:	18	

Legend:

%	Efficiency	1-Pt	1-Point-Shots	1-Pt Spin	1-Point-Spinshots	D	Disqualifications
DR	Disqualifications with Report	No.	Uniform Number	P6m	6m Penalty Shots	Spin	Spinshots
SUS	Suspension						

MATCH AND REFEREES REPORT

BEACH HANDBALL

<input checked="" type="checkbox"/>	Youth Olympics
<input type="checkbox"/>	WCh
<input type="checkbox"/>	Int. Match

<input type="checkbox"/>	Qual.Match
<input type="checkbox"/>	Qual. Tournament
<input checked="" type="checkbox"/>	Final tournament

<input type="checkbox"/>	Men
<input type="checkbox"/>	Men's J
<input type="checkbox"/>	Men's Y

<input checked="" type="checkbox"/>	Women
<input type="checkbox"/>	Women's J
<input type="checkbox"/>	Women's Y

Matchnumber

W47

A / Home Team

B / Away Team

Final Result

Mauritius			Turkey			
Place	Court No.	Date	Time	Spectators	TV	Report follows
Buenos Aires	2	12/10/2018	10:00			NO

0 : 2

No.	Team A	P	SUS	SUS	D	DR
10	RAMLUGON Sarina					
11	HEMRAZ Urvi					
12	DESVAUX de MARIGNY Sabine	4				
13	BAX Stephanie Chloe		13:52			
14	de WAAL Emma					
15	GUYOLLOT Zoe Georgia	2				
16	KISTOO Jasmeeta					
17	PERMAL Makeba Rose Alcida					
18	HIRIGOYEN Marie Chloe					
A	RABOUD-AMOORDON Karine					
B	CARRE Martial Georges Ludovic					
C						
D						
Sig. Off.		TTO	6:54		6:59	

No.	Team B	P	SUS	SUS	D	DR
1	YILMAZ Dilek	1				
5	YIGIT Serap	3				
7	TURKYILMAZ Beyzanur	5				
8	KILIC Eda Nur	4				
11	DALKIC Elif	4				
12	KARADEMIR Sude					
14	COSKUNSU Ceyhan	2				
15	KARACAM Beyza	8				
16	SORMAZ Aysenur	2				
A	AYAR Kadir					
B	DAYAT Senar					
C						
D						
Sig. Off.		TTO				

Referees	NOC	Signature
1	VIDOVIC T.	CRO
2	VISNJIC N.	CRO

Technical Delegates	NOC	Signature
A	CARDONE C.	ITA
B	CABRILLANA M.	ARG

1st Period					
A	P	B	A	P	B
	1			23	
12	2	8		24	
	3			25	
12	4	15		26	
	5			27	
	6	15		28	
	7			29	
	8	5		30	
	9			31	
	10	15		32	
	11	5		33	
	12			34	
	13	8		35	
	14			36	
	15	15		37	
	16	7		38	
	17			39	
	18			40	
	19			41	
	20			42	
	21			43	
	22			44	

2nd Period					
A	P	B	A	P	B
15	1			23	
15	2	7		24	
	3			25	
	4	16		26	
	5			27	
	6	7		28	
	7			29	
	8	11		30	
	9			31	
	10	11		32	
	11	1		33	
	12			34	
	13	14		35	
	14			36	
	15			37	
	16			38	
	17			39	
	18			40	
	19			41	
	20			42	
	21			43	
	22			44	

1st Period	4 - 16	2nd Period	2 - 13
Result	0 - 1	Result	0 - 1
"Shoot-out"		Shootout	
		Result	

Team A

N									
DG									
P									

Team B

N									
DG									
P									

Legend:
D Disqualification
No. Players Number
TO Team Timeout
DG Direct Goal
Off. Official
DR Disqualification with Report
P Goal Points
GG Golden Goal
SUS Suspension



Results

Match W47
Mauritius 0 vs 2 Turkey
REFEREES:

 Vidovic Tea (CRO)
 Visnjic Natasa (CRO)

1st Period: 4 - 16
2nd Period: 2 - 13
MRI - Mauritius

Headcoach: RABOUD-AMOORDON Karine

Team time outs: 2

No.	Name	Total				Goals / Shots							Punishments			
		Points	Goals	Shots	%	1-Pt All	1-Pt Spin	Spin	In-flight	Specialist	Direct Goal	P6m	SUS	D	DR	
10	RAMLUGON Sarina															
11	HEMRAZ Urvi		0	2	0	0 / 1		0 / 1								
12	DESVAUX de MARIGNY Sabine	4	2	9	22			0 / 4		2 / 4		0 / 1				
13	BAX Stephanie Chloe												1			
14	de WAAL Emma															
15	GUYOLLOT Zoe Georgia	2	2	4	50	2 / 4	1 / 1									
16	KISTOO Jasmeeta		0	1	0	0 / 1										
17	PERMAL Makeba Rose Alcida		0	4	0					0 / 4						
18	HIRIGOYEN Marie Chloe		0	1	0	0 / 1										
Totals		6	4	21	19	2 / 7	1 / 1	0 / 5		2 / 8		0 / 1	1			

No.	Goalkeeper	Total			Saves / Shots						
		Saves	Shots	%	1-Pt All	1-Pt Spin	Spin	In-flight	Specialist	Direct Goal	P6m
10	RAMLUGON Sarina	6	22	27	0 / 3	0 / 2	3 / 7	1 / 2	1 / 8	1 / 2	
Totals		6	22	27	0 / 3	0 / 2	3 / 7	1 / 2	1 / 8	1 / 2	

TUR - Turkey

Headcoach: AYAR Kadir

No.	Name	Total				Goals / Shots							Punishments			
		Points	Goals	Shots	%	1-Pt All	1-Pt Spin	Spin	In-flight	Specialist	Direct Goal	P6m	SUS	D	DR	
1	YILMAZ Dilek	1	1	1	100	1 / 1										
5	YIGIT Serap	3	2	4	50	1 / 1	1 / 1	1 / 3								
7	TURKYILMAZ Beyzanur	5	3	6	50	1 / 1	1 / 1	2 / 5								
8	KILIC Eda Nur	4	2	5	40					2 / 5						
11	DALKIC Elif	4	2	4	50			1 / 2	1 / 2							
12	KARADEMIR Sude															
14	COSKUNSU Ceyhan	2	1	4	25						1 / 4					
15	KARACAM Beyza	8	4	5	80					4 / 5						
16	SORMAZ Aysenur	2	1	3	33					1 / 3						
Totals		29	16	32	50	3 / 3	2 / 2	4 / 10	1 / 2	7 / 13	1 / 4					

No.	Goalkeeper	Total			Saves / Shots						
		Saves	Shots	%	1-Pt All	1-Pt Spin	Spin	In-flight	Specialist	Direct Goal	P6m
12	KARADEMIR Sude	4	6	67	2 / 2		1 / 1		1 / 3		
14	COSKUNSU Ceyhan	6	8	75	3 / 5	0 / 1			2 / 2		1 / 1
Totals		10	14	71	5 / 7	0 / 1	1 / 1		3 / 5		1 / 1

Team Comparison

	1st Period				2nd Period			
	Mauritius		Turkey		Mauritius		Turkey	
	Goals/Shots	%	Goals/Shots	%	Goals/Shots	%	Goals/Shots	%
In-flight Shots			0 / 1	0			1 / 1	100
Spin Shots	0 / 1	0	1 / 2	50	0 / 4	0	3 / 8	38
Specialist Shots	2 / 6	33	6 / 9	67	0 / 2	0	1 / 4	25
1-Point Shots	0 / 2	0	2 / 2	100	2 / 5	40	1 / 1	100
Direct Goal Shots							1 / 4	25
6-meter Shots					0 / 1	0		
1-Point Spin Shots			2 / 2	100	1 / 1	100		



Results

Mauritius 0 vs 2 Turkey

REFEREES:

Vidovic Tea (CRO)
Visnjic Natasa (CRO)

1st Period: 4 - 16
2nd Period: 2 - 13

MRI - Mauritius

No.	Name	Technical skills					
		Assists	Steals	Blocked Shots	Received 6m Fouls	Penalty Fouls	Turnovers
10	RAMLUGON Sarina						
11	HEMRAZ Urvi	1			1		2
12	DESVAUX de MARIGNY Sabine	1	2				2
13	BAX Stephanie Chloe			2			
14	de WAAL Emma						
15	GUYOLLOT Zoe Georgia						
16	KISTOO Jasmeeta						1
17	PERMAL Makeba Rose Alcida						3
18	HIRIGOYEN Marie Chloe	2					2
Team							
Totals		4	2	2	1		10

Running Score

MRI - TUR

1st Period

0 : 2 KILIC E.
0 : 4 KARACAM B.
0 : 6 KARACAM B.
0 : 8 YIGIT S.
0 : 10 KARACAM B.
DESVAUX DE MARIGNY S. 2 : 10
DESVAUX DE MARIGNY S. 2 : 11 YIGIT S.
4 : 11
4 : 13 KILIC E.
4 : 15 KARACAM B.
4 : 16 TURKYILMAZ B.

2nd Period

0 : 2 TURKYILMAZ B.
0 : 4 SORMAZ A.
0 : 6 TURKYILMAZ B.
0 : 8 DALKIC E.
GUYOLLOT Z. 1 : 8
1 : 10 DALKIC E.
GUYOLLOT Z. 2 : 10
2 : 11 YILMAZ D.
2 : 13 COSKUNSU C.

TUR - Turkey

No.	Name	Technical skills					
		Assists	Steals	Blocked Shots	Received 6m Fouls	Penalty Fouls	Turnovers
1	YILMAZ Dilek						
5	YIGIT Serap	4				1	1
7	TURKYILMAZ Beyzanur	5					
8	KILIC Eda Nur	1					1
11	DALKIC Elif	2					2
12	KARADEMIR Sude						
14	COSKUNSU Ceyhan	1					
15	KARACAM Beyza			1			
16	SORMAZ Aysenur						
Team							
Totals		13		1		1	4

Legend:							
%	Efficiency	1-Pt	1-Point-Shots	1-Pt Spin	1-Point-Spinshots	D	Disqualifications
DR	Disqualifications with Report	No.	Uniform Number	P6m	6m Penalty Shots	Spin	Spinshots
SUS	Suspension						

MATCH AND REFEREES REPORT

BEACH HANDBALL

<input checked="" type="checkbox"/>	Youth Olympics
<input type="checkbox"/>	WCh
<input type="checkbox"/>	Int. Match

<input type="checkbox"/>	Qual.Match
<input type="checkbox"/>	Qual. Tournament
<input checked="" type="checkbox"/>	Final tournament

<input type="checkbox"/>	Men
<input type="checkbox"/>	Men's J
<input type="checkbox"/>	Men's Y

<input checked="" type="checkbox"/>	Women
<input type="checkbox"/>	Women's J
<input type="checkbox"/>	Women's Y

Matchnumber

W48

A / Home Team

B / Away Team

Final Result

Russian Federation			Venezuela			
Place	Court No.	Date	Time	Spectators	TV	Report follows
Buenos Aires	2	12/10/2018	10:50			NO

2 : 0

No.	Team A	P	SUS	SUS	D	DR
1	KARABUTOVA Ekaterina					
3	KRAKHMALOVA Sofia	4				
5	SAVINA Sofya	2				
7	VOLKOVA Anna					
9	DAVYDOVA Victoria	9				
11	IVANOVA Anna	18				
13	GRIGOROVSKAYA Kristina		17:27			
23	SKRIPKA Anastasia	2				
96	SINELNIKOVA Alina					
A	SIDORICHEVA Anna					
B	ZOTIN Evgenii					
C	CHUDESNIKOVA Natalia					
D						
Sig. Off.		TTO	8:20		9:49	

No.	Team B	P	SUS	SUS	D	DR
2	SUAREZ Miraidy	2	19:13			
5	REOLON Lilesky	2				
7	MEDINA Wisleidy	2				
9	CORDERO Milena					
11	PARRA Paola		18:08			
12	SOLAR Risandry	6				
14	TOVAR Milangela	10				
15	AGUILAR Iskari		8:56			
16	OJEDA Emilis					
A	SANCHEZ Octavio					
B	MAMO Ghassan					
C						
D						
Sig. Off.		TTO				

Referees	NOC	Signature
1	JAWORSKA E.	POL
2	GAWEL A.	POL

Technical Delegates	NOC	Signature
A	HEIM A.	HUN
B	RODRIGUEZ G.	ARG

1st Period					
A	P	B	A	P	B
	1			23	
9	2	5		24	
	3			25	
5	4	12		26	
	5			27	
23	6	7		28	
	7			29	
11	8	2		30	
	9			31	
9	10			32	
	11			33	
11	12			34	
	13			35	
11	14			36	
	15			37	
11	16			38	
	17			39	
9	18			40	
	19			41	
	20			42	
	21			43	
	22			44	

2nd Period					
A	P	B	A	P	B
	1			23	
9	2	14		24	
	3			25	
11	4	12		26	
	5			27	
11	6	12		28	
	7			29	
11	8	14		30	
	9			31	
3	10	14		32	
	11			33	
11	12	14		34	
	13			35	
3	14	14		36	
	15			37	
11	16			38	
9	17			39	
	18			40	
	19			41	
	20			42	
	21			43	
	22			44	

1st Period	18 - 8	2nd Period	17 - 14
Result	1 - 0	Result	1 - 0
"Shoot-out"		Shootout	
		Result	

Team A

N									
DG									
P									

Team B

N									
DG									
P									

Legend:
D Disqualification **DG** Direct Goal Official **DR** Disqualification with Report **GG** Golden Goal
No. Players Number **Off.** Official **P** Goal Points **SUS** Suspension
TO Team Timeout



Results

Match W48 Russian Federation 2 vs 0 Venezuela

REFEREES:

 Jaworska Edyta (POL)
 Gawel Anna (POL)

1st Period: 18 - 8
2nd Period: 17 - 14
RUS - Russian Federation

Headcoach: ZOTIN Evgenii

Team time outs: 2

No.	Name	Total				Goals / Shots							Punishments			
		Points	Goals	Shots	%	1-Pt All	1-Pt Spin	Spin	In-flight	Specialist	Direct Goal	P6m	SUS	D	DR	
1	KARABUTOVA Ekaterina															
3	KRAKHMALEVA Sofia	4	2	4	50					2 / 4						
5	SAVINA Sofya	2	1	2	50			0 / 1	1 / 1							
7	VOLKOVA Anna		0	2	0					0 / 2						
9	DAVYDOVA Victoria	9	5	7	71	1 / 1		4 / 6								
11	IVANOVA Anna	18	9	12	75			2 / 4	2 / 2			5 / 6				
13	GRIGOROVSKAYA Kristina												1			
23	SKRIPKA Anastasia	2	1	3	33				1 / 3							
96	SINELNIKOVA Alina															
Totals		35	18	30	60	1 / 1		6 / 11	4 / 6	2 / 6		5 / 6	1			

No.	Goalkeeper	Total			Saves / Shots						
		Saves	Shots	%	1-Pt All	1-Pt Spin	Spin	In-flight	Specialist	Direct Goal	P6m
1	KARABUTOVA Ekaterina	9	20	45			8 / 12	1 / 3	0 / 5		
Totals		9	20	45			8 / 12	1 / 3	0 / 5		

VEN - Venezuela

Headcoach: SANCHEZ Octavio

No.	Name	Total				Goals / Shots							Punishments			
		Points	Goals	Shots	%	1-Pt All	1-Pt Spin	Spin	In-flight	Specialist	Direct Goal	P6m	SUS	D	DR	
2	SUAREZ Miraidy	2	1	4	25			1 / 3	0 / 1				1			
5	REOLON Lilesky	2	1	6	17			1 / 6								
7	MEDINA Wisleidy	2	1	1	100				1 / 1							
9	CORDERO Milena		0	1	0					0 / 1						
11	PARRA Paola												1			
12	SOLAR Risandry	6	3	3	100					3 / 3						
14	TOVAR Milangela	10	5	8	63			2 / 4	1 / 2	2 / 2						
15	AGUILAR Iskari		0	1	0				0 / 1				1			
16	OJEDA Emilis															
Totals		22	11	24	46			4 / 13	2 / 5	5 / 6			3			

No.	Goalkeeper	Total			Saves / Shots						
		Saves	Shots	%	1-Pt All	1-Pt Spin	Spin	In-flight	Specialist	Direct Goal	P6m
16	OJEDA Emilis	7	25	28	0 / 1		3 / 9	1 / 5	2 / 4		1 / 6
Totals		7	25	28	0 / 1		3 / 9	1 / 5	2 / 4		1 / 6

Team Comparison

	1st Period				2nd Period			
	Russian Federation		Venezuela		Russian Federation		Venezuela	
	Goals/Shots	%	Goals/Shots	%	Goals/Shots	%	Goals/Shots	%
In-flight Shots	2 / 3	67	1 / 2	50	2 / 3	67	1 / 3	33
Spin Shots	5 / 7	71	2 / 8	25	1 / 4	25	2 / 5	40
Specialist Shots	0 / 1	0	1 / 2	50	2 / 5	40	4 / 4	100
1-Point Shots					1 / 1	100		
Direct Goal Shots								
6-meter Shots	2 / 2	100			3 / 4	75		
1-Point Spin Shots								



Results

Russian Federation 2 vs 0 Venezuela

REFEREES:

Jaworska Edyta (POL)
Gawel Anna (POL)

1st Period: 18 - 8
2nd Period: 17 - 14

Running Score

RUS - VEN

RUS - Russian Federation

No.	Name	Technical skills					
		Assists	Steals	Blocked Shots	Received 6m Fouls	Penalty Fouls	Turnovers
1	KARABUTOVA Ekaterina	1					
3	KRAKHMALOVA Sofia	1			2		2
5	SAVINA Sofya	2			1		
7	VOLKOVA Anna						1
9	DAVYDOVA Victoria	2			1		2
11	IVANOVA Anna	4			2		2
13	GRIGOROVSKAYA Kristina		2				
23	SKRIPKA Anastasia						
96	SINELNIKOVA Alina		1				
Team							
Totals		10	3		6		7

1st Period

DAVYDOVA V.	2 : 0	REOLON L.
	2 : 2	
SAVINA S.	4 : 2	
SKRIPKA A.	6 : 2	
IVANOVA A.	8 : 2	
DAVYDOVA V.	10 : 2	
	10 : 4	SOLAR R.
IVANOVA A.	12 : 4	
	12 : 6	MEDINA W.
	12 : 8	SUAREZ M.
IVANOVA A.	14 : 8	
IVANOVA A.	16 : 8	
DAVYDOVA V.	18 : 8	

2nd Period

DAVYDOVA V.	2 : 0	
	2 : 2	TOVAR M.
	2 : 4	SOLAR R.
IVANOVA A.	4 : 4	
	4 : 6	SOLAR R.
IVANOVA A.	6 : 6	
	6 : 8	TOVAR M.
IVANOVA A.	8 : 8	
	8 : 10	TOVAR M.
KRAKHMALOVA S.	10 : 10	
IVANOVA A.	12 : 10	
	12 : 12	TOVAR M.
KRAKHMALOVA S.	14 : 12	
IVANOVA A.	16 : 12	
	16 : 14	TOVAR M.
DAVYDOVA V.	17 : 14	

VEN - Venezuela

No.	Name	Technical skills					
		Assists	Steals	Blocked Shots	Received 6m Fouls	Penalty Fouls	Turnovers
2	SUAREZ Miraidy					1	
5	REOLON Lilesky						1
7	MEDINA Wisleidy	3					2
9	CORDERO Milena						1
11	PARRA Paola			1		2	
12	SOLAR Risandry						3
14	TOVAR Milangela			2		2	2
15	AGUILAR Iskari					1	
16	OJEDA Emilis						
Team							
Totals		3		3		6	9

Legend:

%	Efficiency	1-Pt	1-Point-Shots	1-Pt Spin	1-Point-Spinshots	D	Disqualifications
DR	Disqualifications with Report	No.	Uniform Number	P6m	6m Penalty Shots	Spin	Spinshots
SUS	Suspension						

MATCH AND REFEREES REPORT

BEACH HANDBALL

<input checked="" type="checkbox"/>	Youth Olympics
<input type="checkbox"/>	WCh
<input type="checkbox"/>	Int. Match

<input type="checkbox"/>	Qual.Match
<input type="checkbox"/>	Qual. Tournament
<input checked="" type="checkbox"/>	Final tournament

<input type="checkbox"/>	Men
<input type="checkbox"/>	Men's J
<input type="checkbox"/>	Men's Y

<input checked="" type="checkbox"/>	Women
<input type="checkbox"/>	Women's J
<input type="checkbox"/>	Women's Y

Matchnumber

W49

A / Home Team

B / Away Team

Final Result

Hungary			Argentina			
Place	Court No.	Date	Time	Spectators	TV	Report follows
Buenos Aires	Central	13/10/2018	11:10		YES	NO

1 : 2

No.	Team A	P	SUS	SUS	D	DR
1	HADFI Greta					
2	BRAUN Csenge	18	10:08			
8	LERANT Sara	7				
9	PINTER Klaudia	4				
11	BENZSAY Rebeka					
16	MATEFI Dalma	2				
26	GAJDOS Dorottya	7				
32	KIRALY Reka	2				
46	LANDI Gabriella					
A	PINIZSI Zoltan					
B	GYORI Agnes					
C						
D						
Sig. Off.	TTO	9:17		9:30		

No.	Team B	P	SUS	SUS	D	DR
2	BALSAS Lucila	4				
3	BENEDETTI GORGA Caterina	3				
5	CORIMBERTO Fiorella	10				
7	AIZEN Belen	4				
9	PONCE Carolina	6				
10	TURNES Zoe	2	14:06			
13	BONOMI Gisella	10				
15	RIADIGOS Jimena					
16	SOTO Rosario					
A	BRUNATI Leticia					
B	FERRARO Sebastian					
C	SANZ Gustavo Andres					
D						
Sig. Off.	TTO	9:34		7:42		

Referees	NOC	Signature
1	ALDERAZI H.	BRN
2	SHAMSAN H.	BRN

Technical Delegates	NOC	Signature
A	PERKINS G.	USA
B	BESLIJA E.	MNE

1st Period					
A	P	B	A	P	B
	1			23	
2	2	9		24	
	3			25	
2	4	13		26	
	5			27	
2	6	13		28	
	7			29	
8	8	13		30	
	9			31	
2	10	5		32	
	11			33	
9	12	5		34	
	13			35	
26	14	3		36	
	15			37	
26	16	5		38	
	17			39	
2	18	9		40	
	19			41	
	20	7		42	
	21			43	
	22			44	

2nd Period					
A	P	B	A	P	B
	1			23	
8	2	5		24	
	3			25	
2	4	2		26	
	5			27	
2	6	2		28	
	7			29	
26	8	10		30	
	9			31	
2	10	9		32	
	11			33	
16	12	13		34	
8	13			35	
26	14			36	
	15			37	
9	16			38	
	17			39	
	18			40	
	19			41	
	20			42	
	21			43	
	22			44	

1st Period	18 - 20	2nd Period	16 - 12
Result	0 - 1	Result	1 - 0
"Shoot-out"		Shootout	6 - 7
		Result	0 - 1

Team A										
N	26	2	8	11	32	2				
DG										6
P	/	2	2	/	2	/				
Team B										
N	13	10	5	2	7	3				
DG										7
P	2	/	2	/	2	1				

Legend:	D Disqualification	DG Direct Goal	DR Disqualification with Report	GG Golden Goal
No. Players Number	Off. Official	P Goal Points	SUS Suspension	
TO Team Timeout				



Results

Match W49
Hungary 1 vs 2 Argentina
REFEREES:

 Alderazi Hani (BRN)
 Shamsan Hasan (BRN)

1st Period: 18 - 20
2nd Period: 16 - 12
Shootout: 6 - 7
HUN - Hungary

Headcoach: PINIZSI Zoltan

Team time outs: 2

No.	Name	Total				Goals / Shots							Punishments		
		Points	Goals	Shots	%	1-Pt All	1-Pt Spin	Spin	In-flight	Specialist	Direct Goal	P6m	SUS	D	DR
1	HADFI Greta														
2	BRAUN Csenge	18	9	11	82			1 / 3		5 / 5		3 / 3	1		
8	LERANT Sara	7	4	7	57	1 / 1		3 / 5		0 / 1					
9	PINTER Klaudia	4	2	3	67					2 / 3					
11	BENZSAY Rebeka		0	3	0			0 / 2	0 / 1						
16	MATEFI Dalma	2	1	1	100						1 / 1				
26	GAJDOS Dorottya	7	4	5	80	1 / 2		3 / 3							
32	KIRALY Reka	2	1	1	100			1 / 1							
46	LANDI Gabriella														
Totals		40	21	31	68	2 / 3		8 / 14	0 / 1	7 / 9	1 / 1	3 / 3	1		

No.	Goalkeeper	Total			Saves / Shots						
		Saves	Shots	%	1-Pt All	1-Pt Spin	Spin	In-flight	Specialist	Direct Goal	P6m
1	HADFI Greta	4	18	22	0 / 1		2 / 6	1 / 7	1 / 4		
16	MATEFI Dalma	3	9	33			1 / 2	1 / 4	0 / 2	1 / 1	
Totals		7	27	26	0 / 1		3 / 8	2 / 11	1 / 6	1 / 1	

ARG - Argentina

Headcoach: BRUNATI Leticia

Team time outs: 2

No.	Name	Total				Goals / Shots							Punishments		
		Points	Goals	Shots	%	1-Pt All	1-Pt Spin	Spin	In-flight	Specialist	Direct Goal	P6m	SUS	D	DR
2	BALSAS Lucila	4	2	3	67			0 / 1		2 / 2					
3	BENEDETTI GORGA Caterina	3	2	3	67	1 / 1			1 / 2						
5	CORIMBERTO Fiorella	10	5	6	83			2 / 2	3 / 4						
7	AIZEN Belen	4	2	3	67			1 / 2	1 / 1						
9	PONCE Carolina	6	3	5	60					3 / 5					
10	TURNES Zoe	2	1	3	33			0 / 1	1 / 2				1		
13	BONOMI Gisella	10	5	6	83			2 / 2	3 / 4						
15	RIADIGOS Jimena														
16	SOTO Rosario		0	1	0						0 / 1				
Totals		39	20	30	67	1 / 1		5 / 8	9 / 13	5 / 7	0 / 1		1		

No.	Goalkeeper	Total			Saves / Shots						
		Saves	Shots	%	1-Pt All	1-Pt Spin	Spin	In-flight	Specialist	Direct Goal	P6m
7	AIZEN Belen										
10	TURNES Zoe	1	4	25			1 / 4				
16	SOTO Rosario	2	20	10	0 / 2		1 / 6		1 / 8	0 / 1	0 / 3
Totals		3	24	13	0 / 2		2 / 10		1 / 8	0 / 1	0 / 3

Team Comparison

	1st Period				2nd Period			
	Hungary		Argentina		Hungary		Argentina	
	Goals/Shots	%	Goals/Shots	%	Goals/Shots	%	Goals/Shots	%
In-flight Shots	0 / 1	0	6 / 6	100			3 / 7	43
Spin Shots	3 / 5	60	2 / 2	100	2 / 4	50	0 / 1	0
Specialist Shots	4 / 6	67	2 / 3	67	3 / 3	100	3 / 4	75
1-Point Shots					2 / 2	100		
Direct Goal Shots					1 / 1	100	0 / 1	0
6-meter Shots	2 / 2	100			1 / 1	100		
1-Point Spin Shots								



SAT 13 OCT 2018

Start Time: 11:10

Results

Hungary 1 vs 2 Argentina

REFEREES:

Alderazi Hani (BRN)
Shamsan Hasan (BRN)

1st Period: 18 - 20

2nd Period: 16 - 12

Shootout: 6 - 7

Running Score

HUN - ARG

1st Period

0 : 2 PONCE C.
BRAUN C. 2 : 2
2 : 4 BONOMI G.
BRAUN C. 4 : 4
4 : 6 BONOMI G.
BRAUN C. 6 : 6
6 : 8 BONOMI G.
LERANT S. 8 : 8
8 : 10 CORIMBERTO F.
BRAUN C. 10 : 10
10 : 12 CORIMBERTO F.
PINTER K. 12 : 12
12 : 14 BENEDETTI GORGA C.
12 : 16 CORIMBERTO F.
GAJDOS D. 14 : 16
GAJDOS D. 16 : 16
16 : 18 PONCE C.
16 : 20 AIZEN B.
BRAUN C. 18 : 20

2nd Period

LERANT S. 2 : 0
2 : 2 CORIMBERTO F.
BRAUN C. 4 : 2
4 : 4 BALSAS L.
4 : 6 BALSAS L.
BRAUN C. 6 : 6
GAJDOS D. 8 : 6
BRAUN C. 10 : 6
MATEFI D. 12 : 6
LERANT S. 13 : 6
13 : 8 TURNES Z.
GAJDOS D. 14 : 8
14 : 10 PONCE C.
PINTER K. 16 : 10
16 : 12 BONOMI G.

Shootout

0 : 2 BONOMI G.
BRAUN C. 2 : 2
2 : 4 CORIMBERTO F.
LERANT S. 4 : 4
4 : 6 AIZEN B.
KIRALY R. 6 : 6
6 : 7 BENEDETTI GORGA C.

HUN - Hungary

No.	Name	Technical skills					
		Assists	Steals	Blocked Shots	Received 6m Fouls	Penalty Fouls	Turnovers
1	HADFI Greta						1
2	BRAUN Csenge	1			3		
8	LERANT Sara						
9	PINTER Klaudia						3
11	BENZSAY Rebeka	3					1
16	MATEFI Dalma						
26	GAJDOS Dorottya	3					1
32	KIRALY Reka		1				
46	LANDI Gabriella						
Team							
Totals		7	1		3		6

ARG - Argentina

No.	Name	Technical skills					
		Assists	Steals	Blocked Shots	Received 6m Fouls	Penalty Fouls	Turnovers
2	BALSAS Lucila						3
3	BENEDETTI GORGA Caterina	1					3
5	CORIMBERTO Fiorella	3	1			1	
7	AIZEN Belen	2	1				
9	PONCE Carolina						3
10	TURNES Zoe		1			2	
13	BONOMI Gisella						
15	RIADIGOS Jimena			1			
16	SOTO Rosario						
Team							
Totals		6	3	1		3	9

Legend:

% Efficiency
DR Disqualifications with Report
SUS Suspension
1-Pt No. 1-Point-Shots Uniform Number
1-Pt Spin P6m 1-Point-Spinshots 6m Penalty Shots
D Spin Disqualifications Spinshots

MATCH AND REFEREES REPORT

BEACH HANDBALL

<input checked="" type="checkbox"/>	Youth Olympics
<input type="checkbox"/>	WCh
<input type="checkbox"/>	Int. Match

<input type="checkbox"/>	Qual.Match
<input type="checkbox"/>	Qual. Tournament
<input checked="" type="checkbox"/>	Final tournament

<input type="checkbox"/>	Men
<input type="checkbox"/>	Men's J
<input type="checkbox"/>	Men's Y

<input checked="" type="checkbox"/>	Women
<input type="checkbox"/>	Women's J
<input type="checkbox"/>	Women's Y

Matchnumber

W50

A / Home Team

B / Away Team

Final Result

Netherlands			Croatia			
Place	Court No.	Date	Time	Spectators	TV	Report follows
Buenos Aires	Central	13/10/2018	12:00		YES	NO

0 : 2

No.	Team A	P	SUS	SUS	D	DR
5	van EDE Marit	2				
6	CRAJE Marit					
7	van der MEIJ Amber	2				
8	van der LINDEN Lieke					
9	BUTER Anna	8				
10	KLESSER Lynn	10				
12	van GIERSBERGEN Zoe	2				
18	METZ Nyah	4				
23	BAKKER Lisanne					
A	MULDER Harald Hein					
B	ter HORST Serge					
C						
D						
Sig. Off.		TTO	9:33		9:54	

1st Period					
A	P	B	A	P	B
	1			23	
12	2	3		24	
	3			25	
9	4	4		26	
	5			27	
10	6	11		28	
	7			29	
18	8	4		30	
	9			31	
9	10	4		32	
	11			33	
9	12	5		34	
	13			35	
	14	5		36	
	15			37	
	16	11		38	
	17			39	
	18	4		40	
	19	4		41	
	20			42	
	21			43	
	22			44	

2nd Period					
A	P	B	A	P	B
	1			23	
7	2	4		24	
	3			25	
5	4	11		26	
	5			27	
10	6	5		28	
	7			29	
10	8	5		30	
	9			31	
10	10	4		32	
	11			33	
18	12	4		34	
	13			35	
10	14	11		36	
	15			37	
9	16	5		38	
	17			39	
	18	11		40	
	19			41	
	20			42	
	21			43	
	22			44	

No.	Team B	P	SUS	SUS	D	DR
1	LOVRENCEVIC Petra					
2	SLADIC Sasa					
3	VOJNOVIC Nika	2				
4	LUKSIC Anja Vida	15				
5	BANIC Rea	10				
6	TUPEK Mia					
9	PERENCEVIC Vanja					
10	BOSNJAK Mia		5:15			
11	MALEC Ana	10				
A	KANJUGOVIC Iva					
B	OSTOIC Sinisa					
C						
D						
Sig. Off.		TTO			9:44	

1st Period	12 - 19	2nd Period	16 - 18
Result	0 - 1	Result	0 - 1
"Shoot-out"		Shootout	
		Result	

Referees	NOC	Signature
1	ASSIS F.	BRA
2	DOS SANTOS S.	BRA

Technical Delegates	NOC	Signature
A	CARDONE C.	ITA
B	SABOVIK I.	SVK

Team A											
N											
DG											
P											
Team B											
N											
DG											
P											

Legend:	D Disqualification	DG Direct Goal	DR Disqualification with Report	GG Golden Goal
No. Players Number	Off. Official	P Goal Points	SUS Suspension	
TO Team Timeout				



Results

Match W50
Netherlands 0 vs 2 Croatia
REFEREES:

 Assis Flavio (BRA)
 dos Santos Sidiney (BRA)

1st Period: 12 - 19
2nd Period: 16 - 18
NED - Netherlands

Headcoach: MULDER Harald Hein

Team time outs: 2

No.	Name	Total				Goals / Shots							Punishments		
		Points	Goals	Shots	%	1-Pt All	1-Pt Spin	Spin	In-flight	Specialist	Direct Goal	P6m	SUS	D	DR
5	van EDE Marit	2	1	2	50					1 / 2					
6	CRAJE Marit														
7	van der MEIJ Amber	2	1	1	100							1 / 1			
8	van der LINDEN Lieke														
9	BUTER Anna	8	4	6	67			4 / 6							
10	KLESSER Lynn	10	5	12	42			5 / 9	0 / 3						
12	van GIERSBERGEN Zoe	2	1	2	50					1 / 2					
18	METZ Nyah	4	2	4	50			1 / 3	1 / 1						
23	BAKKER Lisanne														
Totals		28	14	27	52			10 / 18	1 / 4	2 / 4		1 / 1			

No.	Goalkeeper	Total			Saves / Shots						
		Saves	Shots	%	1-Pt All	1-Pt Spin	Spin	In-flight	Specialist	Direct Goal	P6m
8	van der LINDEN Lieke	0	6	0			0 / 3		0 / 3		
23	BAKKER Lisanne	3	16	19	0 / 1		2 / 11		1 / 3		0 / 1
Totals		3	22	14	0 / 1		2 / 14		1 / 6		0 / 1

CRO - Croatia

Headcoach: KANJUGOVIC Iva

Team time outs: 1

No.	Name	Total				Goals / Shots							Punishments		
		Points	Goals	Shots	%	1-Pt All	1-Pt Spin	Spin	In-flight	Specialist	Direct Goal	P6m	SUS	D	DR
1	LOVRENCEVIC Petra														
2	SLADIC Sasa														
3	VOJNOVIC Nika	2	1	1	100							1 / 1			
4	LUKSIC Anja Vida	15	8	13	62	1 / 1		7 / 12							
5	BANIC Rea	10	5	5	100			5 / 5							
6	TUPEK Mia														
9	PERENCEVIC Vanja														
10	BOSNJAK Mia												1		
11	MALEC Ana	10	5	7	71					5 / 7					
Totals		37	19	26	73	1 / 1		12 / 17		5 / 7		1 / 1	1		

No.	Goalkeeper	Total			Saves / Shots						
		Saves	Shots	%	1-Pt All	1-Pt Spin	Spin	In-flight	Specialist	Direct Goal	P6m
1	LOVRENCEVIC Petra	7	21	33			3 / 13	3 / 4	1 / 3		0 / 1
Totals		7	21	33			3 / 13	3 / 4	1 / 3		0 / 1

Team Comparison

	1st Period				2nd Period			
	Netherlands		Croatia		Netherlands		Croatia	
	Goals/Shots	%	Goals/Shots	%	Goals/Shots	%	Goals/Shots	%
In-flight Shots	1 / 3	33			0 / 1	0		
Spin Shots	4 / 9	44	6 / 8	75	6 / 9	67	6 / 9	67
Specialist Shots	1 / 2	50	2 / 2	100	1 / 2	50	3 / 5	60
1-Point Shots			1 / 1	100				
Direct Goal Shots								
6-meter Shots			1 / 1	100	1 / 1	100		
1-Point Spin Shots								



SAT 13 OCT 2018

Start Time: 12:00

Results

Netherlands 0 vs 2 Croatia

REFEREES:

Assis Flavio (BRA)
dos Santos Sidiney (BRA)

1st Period: 12 - 19

2nd Period: 16 - 18

Running Score

NED - CRO

NED - Netherlands

No.	Name	Technical skills					Turnovers
		Assists	Steals	Blocked Shots	Received 6m Fouls	Penalty Fouls	
5	van EDE Marit			1		1	1
6	CRAJE Marit						
7	van der MEIJ Amber			1			
8	van der LINDEN Lieke						
9	BUTER Anna	4					2
10	KLESSER Lynn	2			1		2
12	van GIERSBERGEN Zoe						
18	METZ Nyah	1					2
23	BAKKER Lisanne						
Team							
Totals		7		2	1	1	7

1st Period

0 : 2	VOJNOVIC N.
2 : 2	VAN GIERSBERGEN Z.
2 : 4	LUKSIC A.
2 : 6	MALEC A.
4 : 6	BUTER A.
4 : 8	LUKSIC A.
4 : 10	LUKSIC A.
6 : 10	KLESSER L.
8 : 10	METZ N.
8 : 12	BANIC R.
8 : 14	BANIC R.
10 : 14	BUTER A.
10 : 16	MALEC A.
12 : 16	BUTER A.
12 : 18	LUKSIC A.
12 : 19	LUKSIC A.

CRO - Croatia

No.	Name	Technical skills					Turnovers
		Assists	Steals	Blocked Shots	Received 6m Fouls	Penalty Fouls	
1	LOVRENCEVIC Petra						
2	SLADIC Sasa						
3	VOJNOVIC Nika						
4	LUKSIC Anja Vida						1
5	BANIC Rea	10	1		1		
6	TUPEK Mia	6					2
9	PERENCEVIC Vanja		1			1	
10	BOSNJAK Mia			3			
11	MALEC Ana						1
Team							
Totals		16	2	3	1	1	4

2nd Period

2 : 0	VAN DER MEIJ A.
2 : 2	LUKSIC A.
2 : 4	MALEC A.
2 : 6	BANIC R.
2 : 8	BANIC R.
4 : 8	VAN EDE M.
4 : 10	LUKSIC A.
6 : 10	KLESSER L.
6 : 12	LUKSIC A.
8 : 12	KLESSER L.
10 : 12	KLESSER L.
12 : 12	METZ N.
12 : 14	MALEC A.
14 : 14	KLESSER L.
14 : 16	BANIC R.
16 : 16	BUTER A.
16 : 18	MALEC A.

Legend:

%	Efficiency	1-Pt	1-Point-Shots	1-Pt Spin	1-Point-Spinshots	D	Disqualifications
DR	Disqualifications with Report	No.	Uniform Number	P6m	6m Penalty Shots	Spin	Spinshots
SUS	Suspension						

MATCH AND REFEREES REPORT

BEACH HANDBALL

<input checked="" type="checkbox"/>	Youth Olympics
<input type="checkbox"/>	WCh
<input type="checkbox"/>	Int. Match

<input type="checkbox"/>	Qual.Match
<input type="checkbox"/>	Qual. Tournament
<input checked="" type="checkbox"/>	Final tournament

<input type="checkbox"/>	Men
<input type="checkbox"/>	Men's J
<input type="checkbox"/>	Men's Y

<input checked="" type="checkbox"/>	Women
<input type="checkbox"/>	Women's J
<input type="checkbox"/>	Women's Y

Matchnumber

W51

A / Home Team

B / Away Team

Final Result

American Samoa				Mauritius			
Place	Court No.	Date	Time	Spectators	TV	Report follows	
Buenos Aires	3	12/10/2018	15:20		NO	NO	

2 : 1

No.	Team A	P	SUS	SUS	D	DR
2	NAUTU Frances Blessing					
3	FLOOR Stephanie Lynn	12				
6	FLOOR Danielle Patricia	3				
7	FALEAO Roselyn Marie	8	5:19			
8	AASA Naomi Matauanaeta	1				
11	TOFEAONO Luavaa Phillomena	4				
12	LIU Jasmine Leata	5				
18	MATAUTIA Imeleta Olive					
A	FLOOR Carl					
B	SAGAPOLU Joey					
C						
D						
Sig. Off.		TTO	5:28			

No.	Team B	P	SUS	SUS	D	DR
10	RAMLUGON Sarina					
11	HEMRAZ Urvi	7				
12	DESVAUX de MARIGNY Sabine	14				
13	BAX Stephanie Chloe		17:53			
14	de WAAL Emma		18:39			
15	GUYOLLOT Zoe Georgia	1				
16	KISTOO Jasmeeta	1	17:31			
17	PERMAL Makeba Rose Alcida	2				
18	HIRIGOYEN Marie Chloe					
A	RABOUD-AMOORDON Karine					
B	CARRE Martial Georges Ludovic					
C						
D						
Sig. Off.		TTO			5:40	

Referees	NOC	Signature
1	RUDINSKY M.	SVK
2	MANDAK B.	SVK

Technical Delegates	NOC	Signature
A	HEIM A.	HUN
B	RODRIGUEZ G.	ARG

1st Period					
A	P	B	A	P	B
	1	12		23	
3	2			24	
8	3	17		25	
	4			26	
7	5	12		27	
3	6			28	
3	7	11		29	
	8			30	
	9	12		31	
	10	15		32	
	11			33	
	12	12		34	
	13			35	
	14	12		36	
	15	12		37	
	16			38	
	17	12		39	
	18			40	
	19	11		41	
	20			42	
	21			43	
	22			44	

2nd Period					
A	P	B	A	P	B
3	1	11		23	
11	2			24	
11	3	12		25	
	4	11		26	
3	5	16		27	
3	6	11		28	
3	7			29	
	8			30	
3	9			31	
	10			32	
12	11			33	
	12			34	
7	13			35	
3	14			36	
	15			37	
7	16			38	
	17			39	
6	18			40	
	19			41	
12	20			42	
	21			43	
7	22			44	

1st Period	7 - 19	2nd Period	22 - 6
Result	0 - 1	Result	1 - 0
"Shoot-out"		Shootout	4 - 0
		Result	1 - 0

Team A									
N	6	11	12						
DG									4
P	1	2	1						
Team B									
N	15	11	16	12					
DG									0
P	/	/	/	/					

Legend:	D Disqualification	DG Direct Goal	DR Disqualification with Report	GG Golden Goal
No. Players Number	Off. Official	P Goal Points	SUS Suspension	
TO Team Timeout				



Results

Match W51
American Samoa 2 vs 1 Mauritius
REFEREES:

 Rudinsky Mario (SVK)
 Mandak Boris (SVK)

1st Period: 7 - 19
2nd Period: 22 - 6
Shootout: 4 - 0
ASA - American Samoa

Headcoach: FLOOR Carl

Team time outs: 1

No.	Name	Total				Goals / Shots							Punishments			
		Points	Goals	Shots	%	1-Pt All	1-Pt Spin	Spin	In-flight	Specialist	Direct Goal	P6m	SUS	D	DR	
2	NAUTU Frances Blessing															
3	FLOOR Stephanie Lynn	12	9	11	82	6 / 7	1 / 1	1 / 2		1 / 1		1 / 1				
6	FLOOR Danielle Patricia	3	2	7	29	1 / 5		1 / 1	0 / 1							
7	FALEAO Roselyn Marie	8	4	5	80					3 / 4	1 / 1			1		
8	AASA Naomi Matauanaeta	1	1	1	100	1 / 1										
11	TOFEAONO Luavaa Phillomena	4	3	3	100	2 / 2		1 / 1								
12	LIU Jasmine Leata	5	3	6	50	1 / 2		0 / 2		2 / 2						
18	MATAUTIA Imeleta Olive															
Totals		33	22	33	67	11 / 17	1 / 1	3 / 6	0 / 1	6 / 7	1 / 1	1 / 1	1			

No.	Goalkeeper	Total			Saves / Shots							
		Saves	Shots	%	1-Pt All	1-Pt Spin	Spin	In-flight	Specialist	Direct Goal	P6m	
3	FLOOR Stephanie Lynn	4	6	67	3 / 4		1 / 1		0 / 1			
7	FALEAO Roselyn Marie	4	7	57	4 / 5		0 / 2					
11	TOFEAONO Luavaa Phillomena	1	5	20	0 / 1		0 / 1		1 / 2		0 / 1	
12	LIU Jasmine Leata	2	9	22	1 / 5		1 / 2		0 / 2			
Totals		11	27	41	8 / 15		2 / 6		1 / 5		0 / 1	

MRI - Mauritius

Headcoach: RABOUD-AMOORDON Karine

Team time outs: 1

No.	Name	Total				Goals / Shots							Punishments			
		Points	Goals	Shots	%	1-Pt All	1-Pt Spin	Spin	In-flight	Specialist	Direct Goal	P6m	SUS	D	DR	
10	RAMLUGON Sarina															
11	HEMRAZ Urvi	7	5	8	63	3 / 6				2 / 2						
12	DESVAUX de MARIGNY Sabine	14	8	14	57	2 / 2		4 / 8		1 / 3		1 / 1				
13	BAX Stephanie Chloe													1		
14	de WAAL Emma													1		
15	GUYOLLOT Zoe Georgia	1	1	5	20	1 / 5										
16	KISTOO Jasmeeta	1	1	4	25	1 / 4								1		
17	PERMAL Makeba Rose Alcida	2	1	2	50					1 / 2						
18	HIRIGOYEN Marie Chloe		0	4	0	0 / 4										
Totals		25	16	37	43	7 / 21		4 / 8		4 / 7		1 / 1	3			

No.	Goalkeeper	Total			Saves / Shots							
		Saves	Shots	%	1-Pt All	1-Pt Spin	Spin	In-flight	Specialist	Direct Goal	P6m	
10	RAMLUGON Sarina	7	29	24	3 / 14	0 / 1	2 / 5	1 / 1	1 / 7	0 / 1	0 / 1	
Totals		7	29	24	3 / 14	0 / 1	2 / 5	1 / 1	1 / 7	0 / 1	0 / 1	

Team Comparison

	1st Period				2nd Period			
	American Samoa		Mauritius		American Samoa		Mauritius	
	Goals/Shots	%	Goals/Shots	%	Goals/Shots	%	Goals/Shots	%
In-flight Shots	0 / 1	0						
Spin Shots	0 / 3	0	4 / 5	80	2 / 2	100	0 / 2	0
Specialist Shots	2 / 2	100	3 / 4	75	4 / 5	80	1 / 3	33
1-Point Shots	3 / 7	43	3 / 6	50	6 / 8	75	4 / 12	33
Direct Goal Shots					1 / 1	100		
6-meter Shots			1 / 1	100	1 / 1	100		
1-Point Spin Shots	1 / 1	100						



Results

American Samoa 2 vs 1 Mauritius

REFEREES:

Rudinsky Mario (SVK)
Mandak Boris (SVK)

1st Period: 7 - 19

2nd Period: 22 - 6

Shootout: 4 - 0

ASA - American Samoa

No.	Name	Technical skills					
		Assists	Steals	Blocked Shots	Received 6m Fouls	Penalty Fouls	Turnovers
2	NAUTU Frances Blessing						
3	FLOOR Stephanie Lynn	1			1		1
6	FLOOR Danielle Patricia	4	1				2
7	FALEAO Roselyn Marie					1	1
8	AASA Naomi Matauanaeta	1					
11	TOFEAONO Luavaa Phillomena	2					
12	LIU Jasmine Leata	2					4
18	MATAUTIA Imeleta Olive						
Team							
Totals		10	1		1	1	8

Running Score
ASA - MRI
1st Period

	0	:	1	DESVAUX DE MARIGNY S.
	0	:	3	PERMAL M.
FLOOR S.	2	:	3	
	2	:	5	DESVAUX DE MARIGNY S.
AASA N.	3	:	5	
	3	:	7	HEMRAZ U.
	3	:	9	DESVAUX DE MARIGNY S.
	3	:	10	GUYOLLOT Z.
	3	:	12	DESVAUX DE MARIGNY S.
FALEAO R.	5	:	12	
	5	:	14	DESVAUX DE MARIGNY S.
	5	:	15	DESVAUX DE MARIGNY S.
FLOOR S.	6	:	15	
	6	:	17	DESVAUX DE MARIGNY S.
	6	:	19	HEMRAZ U.
FLOOR S.	7	:	19	

MRI - Mauritius

No.	Name	Technical skills					
		Assists	Steals	Blocked Shots	Received 6m Fouls	Penalty Fouls	Turnovers
10	RAMLUGON Sarina						
11	HEMRAZ Urvi					1	2
12	DESVAUX de MARIGNY Sabine	1	3				
13	BAX Stephanie Chloe						
14	de WAAL Emma						
15	GUYOLLOT Zoe Georgia						1
16	KISTOO Jasmeeta						1
17	PERMAL Makeba Rose Alcida	1			1		
18	HIRIGOYEN Marie Chloe	5					
Team							
Totals		7	3		1	1	4

2nd Period

FLOOR S.	1	:	0	
TOFEAONO L.	2	:	0	
TOFEAONO L.	3	:	0	
	3	:	1	HEMRAZ U.
FLOOR S.	5	:	1	
	5	:	3	DESVAUX DE MARIGNY S.
FLOOR S.	6	:	3	
	6	:	4	HEMRAZ U.
FLOOR S.	7	:	4	
FLOOR S.	9	:	4	
	11	:	4	LIU J.
FALEAO R.	13	:	4	
	13	:	5	KISTOO J.
FLOOR S.	14	:	5	
	14	:	6	HEMRAZ U.
FALEAO R.	16	:	6	
FLOOR D.	18	:	6	
	20	:	6	LIU J.
FALEAO R.	22	:	6	

Shootout

FLOOR D.	1	:	0
TOFEAONO L.	3	:	0
LIU J.	4	:	0

Legend:

% Efficiency
DR Disqualifications with Report
SUS Suspension

1-Pt No. 1-Point-Shots Uniform Number

1-Pt Spin P6m 1-Point-Spinshots 6m Penalty Shots

D Spin Disqualifications Spinshots

MATCH AND REFEREES REPORT

BEACH HANDBALL

<input checked="" type="checkbox"/>	Youth Olympics
<input type="checkbox"/>	WCh
<input type="checkbox"/>	Int. Match

<input type="checkbox"/>	Qual.Match
<input type="checkbox"/>	Qual. Tournament
<input checked="" type="checkbox"/>	Final tournament

<input type="checkbox"/>	Men
<input type="checkbox"/>	Men's J
<input type="checkbox"/>	Men's Y

<input checked="" type="checkbox"/>	Women
<input type="checkbox"/>	Women's J
<input type="checkbox"/>	Women's Y

Matchnumber

W52

A / Home Team

B / Away Team

Final Result

Turkey			Hong Kong, China			
Place	Court No.	Date	Time	Spectators	TV	Report follows
Buenos Aires	2	12/10/2018	15:20		NO	YES

2 : 0

No.	Team A	P	SUS	SUS	D	DR
1	YILMAZ Dilek					
5	YIGIT Serap	8				
7	TURKYILMAZ Beyzanur	11				
8	KILIC Eda Nur	4				
11	DALKIC Elif	4				
12	KARADEMIR Sude					
14	COSKUNSU Ceyhan	2				
15	KARACAM Beyza	10				
16	SORMAZ Aysenur		2:47			
A	AYAR Kadir			6:21		6:21
B	DAYAT Senar					
C						
D						
Sig. Off.		TTO				

No.	Team B	P	SUS	SUS	D	DR
1	MAN Cheuk Lam					
2	KWOK Tsztung					
3	YOK Tsz Tung					
4	SO Hoi Kiu					
5	HUNG Sin Yu		13:38			
6	CHONG Sze Ki	4				
7	LI Lok Yee	5	11:15			
8	CHO Hoi Ching	5				
9	HUI Ching Lam					
A	YEUNG Hoi Cheung					
B	LAM Wai Yu					
C						
D						
Sig. Off.		TTO				8:37

Referees	NOC	Signature
1	GOMER M.	SWE
2	GOMER J.	SWE

Technical Delegates	NOC	Signature
A	NAVARRETE C.	MEX
B	CABRILLANA M.	ARG

1st Period					
A	P	B	A	P	B
	1			23	
8	2	8		24	
	3			25	
15	4	6		26	
	5			27	
15	6	7		28	
	7	7		29	
14	8			30	
	9			31	
7	10			32	
	11			33	
7	12			34	
	13			35	
5	14			36	
	15			37	
11	16			38	
	17			39	
15	18			40	
	19			41	
	20			42	
	21			43	
	22			44	

2nd Period					
A	P	B	A	P	B
	1			23	
15	2	8		24	
	3			25	
7	4	7		26	
7	5			27	
	6	6		28	
7	7	8		29	
	8			30	
5	9			31	
	10			32	
5	11			33	
	12			34	
8	13			35	
	14			36	
5	15			37	
	16			38	
7	17			39	
	18			40	
15	19			41	
	20			42	
11	21			43	
	22			44	

1st Period	18 - 7	2nd Period	21 - 7
Result	1 - 0	Result	1 - 0
"Shoot-out"		Shootout	
		Result	

Team A									
N									
DG									
P									
Team B									
N									
DG									
P									

Legend:	D Disqualification	DG Direct Goal	DR Disqualification with Report	GG Golden Goal
No. Players Number	Off. Official	P Goal Points	SUS Suspension	
TO Team Timeout				



Results

Match W52
Turkey 2 vs 0 Hong Kong, China
REFEREES:

 Gomer Martin (SWE)
 Gomer Johan (SWE)

1st Period: 18 - 7
2nd Period: 21 - 7
TUR - Turkey
Headcoach: AYAR Kadir Suspension: 1

No.	Name	Total				Goals / Shots						Punishments			
		Points	Goals	Shots	%	1-Pt All	1-Pt Spin	Spin	In-flight	Specialist	Direct Goal	P6m	SUS	D	DR
1	YILMAZ Dilek														
5	YIGIT Serap	8	4	5	80			4 / 5							
7	TURKYILMAZ Beyzanur	11	6	9	67	1 / 1	1 / 1	3 / 5	1 / 1			1 / 2			
8	KILIC Eda Nur	4	2	4	50			0 / 1		2 / 3					
11	DALKIC Elif	4	2	2	100				2 / 2						
12	KARADEMIR Sude														
14	COSKUNSU Ceyhan	2	1	1	100						1 / 1				
15	KARACAM Beyza	10	5	7	71					5 / 7					
16	SORMAZ Aysenur		0	1	0					0 / 1			1		
Totals		39	20	29	69	1 / 1	1 / 1	7 / 11	3 / 3	7 / 11	1 / 1	1 / 2	2		1

No.	Goalkeeper	Total			Saves / Shots						
		Saves	Shots	%	1-Pt All	1-Pt Spin	Spin	In-flight	Specialist	Direct Goal	P6m
12	KARADEMIR Sude	2	4	50	0 / 1		2 / 2		0 / 1		
14	COSKUNSU Ceyhan	8	14	57	0 / 1		5 / 8		2 / 4		1 / 1
Totals		10	18	56	0 / 2		7 / 10		2 / 5		1 / 1

HKG - Hong Kong, China
Headcoach: LAM Wai Yu
Team time outs: 1

No.	Name	Total				Goals / Shots						Punishments			
		Points	Goals	Shots	%	1-Pt All	1-Pt Spin	Spin	In-flight	Specialist	Direct Goal	P6m	SUS	D	DR
1	MAN Cheuk Lam														
2	KWOK Tsztung														
3	YOK Tsz Tung														
4	SO Hoi Kiu														
5	HUNG Sin Yu		0	1	0			0 / 1					1		
6	CHONG Sze Ki	4	2	3	67					2 / 3					
7	LI Lok Yee	5	3	9	33	1 / 1		2 / 8					1		
8	CHO Hoi Ching	5	3	4	75	1 / 1		1 / 1		1 / 2					
9	HUI Ching Lam		0	2	0			0 / 1				0 / 1			
Totals		14	8	19	42	2 / 2		3 / 11		3 / 5		0 / 1	2		

No.	Goalkeeper	Total			Saves / Shots						
		Saves	Shots	%	1-Pt All	1-Pt Spin	Spin	In-flight	Specialist	Direct Goal	P6m
1	MAN Cheuk Lam	5	25	20	0 / 1	0 / 1	4 / 11	0 / 3	1 / 8	0 / 1	0 / 1
Totals		5	25	20	0 / 1	0 / 1	4 / 11	0 / 3	1 / 8	0 / 1	0 / 1

Team Comparison

	1st Period				2nd Period			
	Turkey		Hong Kong, China		Turkey		Hong Kong, China	
	Goals/Shots	%	Goals/Shots	%	Goals/Shots	%	Goals/Shots	%
In-flight Shots	2 / 2	100			1 / 1	100		
Spin Shots	1 / 3	33	1 / 5	20	6 / 8	75	2 / 6	33
Specialist Shots	4 / 6	67	2 / 4	50	3 / 5	60	1 / 1	100
1-Point Shots			1 / 1	100	1 / 1	100	1 / 1	100
Direct Goal Shots	1 / 1	100						
6-meter Shots	1 / 1	100	0 / 1	0	0 / 1	0		
1-Point Spin Shots					1 / 1	100		



FRI 12 OCT 2018
Start Time: 15:20

Placement Match 9-10

Results

Turkey 2 vs 0 Hong Kong, China

REFEREES:

Gomer Martin (SWE)
Gomer Johan (SWE)

1st Period: 18 - 7
2nd Period: 21 - 7

Running Score

TUR - HKG

1st Period

0 : 2 CHO H.
0 : 4 CHONG S.
KILIC E. 2 : 4
KARACAM B. 4 : 4
KARACAM B. 6 : 4
COSKUNSU C. 8 : 4
TURKYILMAZ B. 10 : 4
TURKYILMAZ B. 12 : 4
12 : 6 LI L.
YIGIT S. 14 : 6
14 : 7 LI L.
DALKIC E. 16 : 7
KARACAM B. 18 : 7

2nd Period

0 : 2 CHO H.
KARACAM B. 2 : 2
TURKYILMAZ B. 4 : 2
TURKYILMAZ B. 5 : 2
TURKYILMAZ B. 7 : 2
YIGIT S. 9 : 2
9 : 4 LI L.
YIGIT S. 11 : 4
KILIC E. 13 : 4
YIGIT S. 15 : 4
TURKYILMAZ B. 17 : 4
17 : 6 CHONG S.
KARACAM B. 19 : 6
19 : 7 CHO H.
DALKIC E. 21 : 7

TUR - Turkey

No.	Name	Technical skills					
		Assists	Steals	Blocked Shots	Received 6m Fouls	Penalty Fouls	Turnovers
1	YILMAZ Dilek					1	
5	YIGIT Serap	7					2
7	TURKYILMAZ Beyzanur	2					
8	KILIC Eda Nur						
11	DALKIC Elif	5					
12	KARADEMIR Sude						
14	COSKUNSU Ceyhan						
15	KARACAM Beyza	2			2		2
16	SORMAZ Aysenur		3				
Team							
Totals		16	3		2	1	4

HKG - Hong Kong, China

No.	Name	Technical skills					
		Assists	Steals	Blocked Shots	Received 6m Fouls	Penalty Fouls	Turnovers
1	MAN Cheuk Lam	1					1
2	KWOK Tsztung						
3	YOK Tsz Tung					1	
4	SO Hoi Kiu						
5	HUNG Sin Yu	3				1	3
6	CHONG Sze Ki	2					1
7	LI Lok Yee	1			1		1
8	CHO Hoi Ching	1					5
9	HUI Ching Lam						3
Team							2
Totals		8			1	2	16

Legend:

% Efficiency
DR Disqualifications with Report
SUS Suspension
1-Pt No. 1-Point-Shots Uniform Number
1-Pt Spin P6m 1-Point-Spinshots 6m Penalty Shots
D Spin Disqualifications Spinshots

MATCH AND REFEREES REPORT

BEACH HANDBALL

<input checked="" type="checkbox"/>	Youth Olympics
<input type="checkbox"/>	WCh
<input type="checkbox"/>	Int. Match

<input type="checkbox"/>	Qual.Match
<input type="checkbox"/>	Qual. Tournament
<input checked="" type="checkbox"/>	Final tournament

<input type="checkbox"/>	Men
<input type="checkbox"/>	Men's J
<input type="checkbox"/>	Men's Y

<input checked="" type="checkbox"/>	Women
<input type="checkbox"/>	Women's J
<input type="checkbox"/>	Women's Y

Matchnumber

W53

A / Home Team

B / Away Team

Final Result

Russian Federation			Venezuela			
Place	Court No.	Date	Time	Spectators	TV	Report follows
Buenos Aires	2	12/10/2018	16:10			NO

2 : 0

No.	Team A	P	SUS	SUS	D	DR
1	KARABUTOVA Ekaterina	2				
3	KRAKHMALOVA Sofia	8				
5	SAVINA Sofya	2				
7	VOLKOVA Anna					
9	DAVYDOVA Victoria	4				
11	IVANOVA Anna	21				
13	GRIGOROVSKAYA Kristina		2:55			
23	SKRIPKA Anastasia	2				
96	SINELNIKOVA Alina		18:26			
A	SIDORICHEVA Anna					
B	ZOTIN Evgenii					
C	CHUDESNIKOVA Natalia					
D						
Sig. Off.	TTO		6:51		9:46	

No.	Team B	P	SUS	SUS	D	DR
2	SUAREZ Miraidy		16:58			
5	REOLON Lilesky	13				
7	MEDINA Wisleidy	10				
9	CORDERO Milena	4	0:06			
11	PARRA Paola					
12	SOLAR Risandry	2				
14	TOVAR Milangela	2				
15	AGUILAR Iskari	6				
16	OJEDA Emilis					
A	SANCHEZ Octavio					
B	MAMO Ghassan					
C						
D						
Sig. Off.	TTO		9:50		9:58	

Referees	NOC	Signature
1	JAWORSKA E.	POL
2	GAWEL A.	POL

Technical Delegates	NOC	Signature
A	CARDONE C.	ITA
B	RODRIGUEZ L.	ARG

1st Period					
A	P	B	A	P	B
	1			23	
3	2	5		24	
	3			25	
9	4	7		26	
	5			27	
11	6	5		28	
	7			29	
11	8	7		30	
	9			31	
3	10	5		32	
	11			33	
11	12	7		34	
	13			35	
11	14	5		36	
	15			37	
23	16	5		38	
11	17			39	
	18	14		40	
1	19			41	
	20			42	
	21			43	
	22			44	

2nd Period					
A	P	B	A	P	B
	1	5		23	
11	2			24	
	3	9		25	
5	4			26	
	5	9		27	
11	6			28	
	7	5		29	
11	8			30	
	9	15		31	
11	10			32	
	11	7		33	
9	12			34	
	13	15		35	
11	14			36	
	15	15		37	
3	16			38	
	17	7		39	
11	18			40	
	19	12		41	
3	20			42	
	21			43	
	22			44	

1st Period	19 - 18	2nd Period	20 - 19
Result	1 - 0	Result	1 - 0
"Shoot-out"		Shootout	
		Result	

Team A

N									
DG									
P									

Team B

N									
DG									
P									

Legend:
D Disqualification **DG** Direct Goal
No. Players Number **Off.** Official **DR** Disqualification with Report
TO Team Timeout **P** Goal Points **GG** Golden Goal
SUS Suspension



Results

Match W53 Russian Federation 2 vs 0 Venezuela

REFEREES:

 Jaworska Edyta (POL)
 Gawel Anna (POL)

1st Period: 19 - 18
2nd Period: 20 - 19
RUS - Russian Federation

Headcoach: ZOTIN Evgenii

Team time outs: 2

No.	Name	Total				Goals / Shots							Punishments		
		Points	Goals	Shots	%	1-Pt All	1-Pt Spin	Spin	In-flight	Specialist	Direct Goal	P6m	SUS	D	DR
1	KARABUTOVA Ekaterina	2	1	1	100						1 / 1				
3	KRAKHMALEVA Sofia	8	4	6	67					4 / 6					
5	SAVINA Sofya	2	1	1	100			1 / 1							
7	VOLKOVA Anna														
9	DAVYDOVA Victoria	4	2	5	40			1 / 4	1 / 1						
11	IVANOVA Anna	21	11	14	79	1 / 1		4 / 4	3 / 5			3 / 4			
13	GRIGOROVSKAYA Kristina												1		
23	SKRIPKA Anastasia	2	1	1	100				1 / 1						
96	SINELNIKOVA Alina												1		
Totals		39	20	28	71	1 / 1		6 / 9	5 / 7	4 / 6	1 / 1	3 / 4	2		

No.	Goalkeeper	Total			Saves / Shots						
		Saves	Shots	%	1-Pt All	1-Pt Spin	Spin	In-flight	Specialist	Direct Goal	P6m
1	KARABUTOVA Ekaterina	7	26	27	0 / 1		4 / 13	2 / 6	1 / 4		0 / 2
Totals		7	26	27	0 / 1		4 / 13	2 / 6	1 / 4		0 / 2

VEN - Venezuela

Headcoach: SANCHEZ Octavio

Team time outs: 2

No.	Name	Total				Goals / Shots							Punishments		
		Points	Goals	Shots	%	1-Pt All	1-Pt Spin	Spin	In-flight	Specialist	Direct Goal	P6m	SUS	D	DR
2	SUAREZ Miraidy												1		
5	REOLON Lilesky	13	7	11	64	1 / 1		6 / 10							
7	MEDINA Wisleidy	10	5	6	83			2 / 2	1 / 2			2 / 2			
9	CORDERO Milena	4	2	2	100					2 / 2			1		
11	PARRA Paola														
12	SOLAR Risandry	2	1	1	100			1 / 1							
14	TOVAR Milangela	2	1	5	20			0 / 2	0 / 1	1 / 2					
15	AGUILAR Iskari	6	3	3	100				3 / 3						
16	OJEDA Emilis														
Totals		37	19	28	68	1 / 1		9 / 15	4 / 6	3 / 4		2 / 2	2		

No.	Goalkeeper	Total			Saves / Shots						
		Saves	Shots	%	1-Pt All	1-Pt Spin	Spin	In-flight	Specialist	Direct Goal	P6m
16	OJEDA Emilis	6	26	23	0 / 1		2 / 8	2 / 7	2 / 6	0 / 1	0 / 3
Totals		6	26	23	0 / 1		2 / 8	2 / 7	2 / 6	0 / 1	0 / 3

Team Comparison

	1st Period				2nd Period			
	Russian Federation		Venezuela		Russian Federation		Venezuela	
	Goals/Shots	%	Goals/Shots	%	Goals/Shots	%	Goals/Shots	%
In-flight Shots	2 / 2	100			3 / 5	60	4 / 6	67
Spin Shots	4 / 6	67	6 / 10	60	2 / 3	67	3 / 5	60
Specialist Shots	2 / 3	67	1 / 2	50	2 / 3	67	2 / 2	100
1-Point Shots	1 / 1	100					1 / 1	100
Direct Goal Shots	1 / 1	100						
6-meter Shots	0 / 1	0	2 / 2	100	3 / 3	100		
1-Point Spin Shots								



Results

Russian Federation 2 vs 0 Venezuela

REFEREES:

Jaworska Edyta (POL)

Gawel Anna (POL)

1st Period: 19 - 18

2nd Period: 20 - 19

RUS - Russian Federation

No.	Name	Technical skills					
		Assists	Steals	Blocked Shots	Received 6m Fouls	Penalty Fouls	Turnovers
1	KARABUTOVA Ekaterina						
3	KRAKHMALOVA Sofia	2			2		3
5	SAVINA Sofya	2			1		
7	VOLKOVA Anna						1
9	DAVYDOVA Victoria	4			1		1
11	IVANOVA Anna		1				
13	GRIGOROVSKAYA Kristina					2	1
23	SKRIPKA Anastasia						
96	SINELNIKOVA Alina						
Team							
Totals		8	1		4	2	6

VEN - Venezuela

No.	Name	Technical skills					
		Assists	Steals	Blocked Shots	Received 6m Fouls	Penalty Fouls	Turnovers
2	SUAREZ Miraidy					4	
5	REOLON Lilesky						
7	MEDINA Wisleidy	3					2
9	CORDERO Milena	1			1		2
11	PARRA Paola			1			
12	SOLAR Risandry						1
14	TOVAR Milangela	2			1		
15	AGUILAR Iskari						1
16	OJEDA Emilis						
Team							
Totals		6		1	2	4	6

Running Score
RUS - VEN
1st Period

KRAKHMALOVA S.	2	:	0	
	2	:	2	REOLON L.
DAVYDOVA V.	4	:	2	
	4	:	4	MEDINA W.
	4	:	6	REOLON L.
IVANOVA A.	6	:	6	
IVANOVA A.	8	:	6	
	8	:	8	MEDINA W.
	8	:	10	REOLON L.
	8	:	12	MEDINA W.
KRAKHMALOVA S.	10	:	12	
	10	:	14	REOLON L.
IVANOVA A.	12	:	14	
	12	:	16	REOLON L.
IVANOVA A.	14	:	16	
SKRIPKA A.	16	:	16	
IVANOVA A.	17	:	16	
	17	:	18	TOVAR M.
KARABUTOVA E.	19	:	18	

2nd Period

	0	:	1	REOLON L.
IVANOVA A.	2	:	1	
	2	:	3	CORDERO M.
SAVINA S.	4	:	3	
	4	:	5	CORDERO M.
IVANOVA A.	6	:	5	
	6	:	7	REOLON L.
	6	:	9	AGUILAR I.
IVANOVA A.	8	:	9	
	8	:	11	MEDINA W.
IVANOVA A.	10	:	11	
DAVYDOVA V.	12	:	11	
	12	:	13	AGUILAR I.
IVANOVA A.	14	:	13	
	14	:	15	AGUILAR I.
KRAKHMALOVA S.	16	:	15	
	16	:	17	MEDINA W.
IVANOVA A.	18	:	17	
	18	:	19	SOLAR R.
KRAKHMALOVA S.	20	:	19	

Legend:

%	Efficiency	1-Pt	1-Point-Shots	1-Pt Spin	1-Point-Spinshots	D	Disqualifications
DR	Disqualifications with Report	No.	Uniform Number	P6m	6m Penalty Shots	Spin	Spinshots
SUS	Suspension						

MATCH AND REFEREES REPORT BEACH HANDBALL

<input checked="" type="checkbox"/>	Youth Olympics
<input type="checkbox"/>	WCh
<input type="checkbox"/>	Int. Match

<input type="checkbox"/>	Qual.Match
<input type="checkbox"/>	Qual. Tournament
<input checked="" type="checkbox"/>	Final tournament

<input type="checkbox"/>	Men
<input type="checkbox"/>	Men's J
<input type="checkbox"/>	Men's Y

<input checked="" type="checkbox"/>	Women
<input type="checkbox"/>	Women's J
<input type="checkbox"/>	Women's Y

Matchnumber

W54

A / Home Team

B / Away Team

Final Result

Chinese Taipei			Paraguay			
Place	Court No.	Date	Time	Spectators	TV	Report follows
Buenos Aires	Central	12/10/2018	16:10		YES	NO

0 : 2

No.	Team A	P	SUS	SUS	D	DR
2	LIN Pinchun	10				
7	LIN Hungwen					
11	YAN Yujia	4				
12	SHEN Yunting					
14	CHAO Yuchen	8				
15	CHEN Shufen					
17	CHAN Yuchen					
20	TSAI Peiling	6				
27	KE Xinping	2				
A	PAN Chienhung					
B						
C						
D						
Sig. Off.		TTO				

No.	Team B	P	SUS	SUS	D	DR
6	GUEYRAUD ROBLEDO Alice Naomi					
7	MIRANDA Veronica	2				
8	VILLALBA Guadalupe					
9	BRITEZ Alma	13				
10	GAONA Andrea	16				
11	FRANCO Tatiana					
12	SANCHEZ Jeanine					
13	LEIVA Darlene	6				
15	UGARRIZA D ANATRO Sofia	8				
A	VELOSO Jose					
B	RUIZ DIAZ Luis					
C						
D						
Sig. Off.		TTO				

Referees	NOC	Signature
1 DIAZ M.	ARG	
2 MAC COLL L.	ARG	

Technical Delegates	NOC	Signature
A WESTHAUSLER D.	GER	
B PERKINS G.	USA	

1st Period					
A	P	B	A	P	B
	1			23	9
2	2	13		24	10
	3			25	
14	4	15		26	10
	5			27	
14	6	10		28	
	7			29	
2	8	10		30	
	9			31	
20	10	9		32	
	11			33	
20	12	9		34	
	13			35	
20	14	10		36	
	15	10		37	
	16			38	
	17	13		39	
	18			40	
	19	9		41	
	20			42	
	21	7		43	
	22			44	

2nd Period					
A	P	B	A	P	B
	1			23	
27	2	13		24	
	3	10		25	
14	4			26	
	5	15		27	
2	6			28	
	7	10		29	
11	8			30	
	9	15		31	
2	10			32	
	11	15		33	
14	12			34	
	13	9		35	
2	14			36	
	15	10		37	
11	16			38	
	17	9		39	
	18	10		40	
	19	9		41	
	20			42	
	21			43	
	22			44	

1st Period	14 - 26	2nd Period	16 - 19
Result	0 - 1	Result	0 - 1
"Shoot-out"		Shootout	
		Result	

Team A									
N	DG	P	N	DG	P	N	DG	P	N

Team B									
N	DG	P	N	DG	P	N	DG	P	N

Legend:
D Disqualification **DG** Direct Goal **DR** Disqualification with Report **GG** Golden Goal
No. Players Number **Off.** Official **P** Goal Points **SUS** Suspension
TO Team Timeout



Results

Match W54
Chinese Taipei 0 vs 2 Paraguay
REFEREES:

 Diaz Mery (ARG)
 Mac Coll Lorena (ARG)

1st Period: 14 - 26
2nd Period: 16 - 19
TPE - Chinese Taipei

Headcoach: PAN Chienhung

No.	Name	Total				Goals / Shots							Punishments		
		Points	Goals	Shots	%	1-Pt All	1-Pt Spin	Spin	In-flight	Specialist	Direct Goal	P6m	SUS	D	DR
2	LIN Pinchun	10	5	8	63			1 / 1	2 / 4			2 / 3			
7	LIN Hungwen		0	3	0				0 / 2			0 / 1			
11	YAN Yujia	4	2	3	67					2 / 3					
12	SHEN Yunting														
14	CHAO Yuchen	8	4	7	57			1 / 2	3 / 5						
15	CHEN Shufen														
17	CHAN Yuchen														
20	TSAI Peiling	6	3	3	100			1 / 1	2 / 2						
27	KE Xiping	2	1	2	50					1 / 2					
Totals		30	15	26	58			3 / 4	7 / 13	3 / 5		2 / 4			

No.	Goalkeeper	Total			Saves / Shots						
		Saves	Shots	%	1-Pt All	1-Pt Spin	Spin	In-flight	Specialist	Direct Goal	P6m
12	SHEN Yunting	0	25	0	0 / 5	0 / 1	0 / 11	0 / 4	0 / 4		0 / 1
Totals		0	25	0	0 / 5	0 / 1	0 / 11	0 / 4	0 / 4		0 / 1

PAR - Paraguay

Headcoach: VELOSO Jose

No.	Name	Total				Goals / Shots							Punishments		
		Points	Goals	Shots	%	1-Pt All	1-Pt Spin	Spin	In-flight	Specialist	Direct Goal	P6m	SUS	D	DR
6	GUEYRAUD ROBLEDO Alice Naomi														
7	MIRANDA Veronica	2	1	1	100					1 / 1					
8	VILLALBA Guadalupe														
9	BRITEZ Alma	13	7	10	70	1 / 2		5 / 6	1 / 2						
10	GAONA Andrea	16	10	11	91	4 / 4	1 / 1	5 / 6				1 / 1			
11	FRANCO Tatiana														
12	SANCHEZ Jeanine														
13	LEIVA Darlene	6	3	3	100					3 / 3					
15	UGARRIZA D ANATRO Sofia	8	4	4	100			1 / 1	3 / 3						
Totals		45	25	29	86	5 / 6	1 / 1	11 / 13	4 / 5	4 / 4		1 / 1			

No.	Goalkeeper	Total			Saves / Shots						
		Saves	Shots	%	1-Pt All	1-Pt Spin	Spin	In-flight	Specialist	Direct Goal	P6m
12	SANCHEZ Jeanine	4	19	21			0 / 3	2 / 9	0 / 3		2 / 4
Totals		4	19	21			0 / 3	2 / 9	0 / 3		2 / 4

Team Comparison

	1st Period				2nd Period			
	Chinese Taipei		Paraguay		Chinese Taipei		Paraguay	
	Goals/Shots	%	Goals/Shots	%	Goals/Shots	%	Goals/Shots	%
In-flight Shots	3 / 9	33	2 / 3	67	4 / 4	100	2 / 2	100
Spin Shots	3 / 3	100	6 / 7	86	0 / 1	0	5 / 6	83
Specialist Shots	0 / 1	0	3 / 3	100	3 / 4	75	1 / 1	100
1-Point Shots			2 / 2	100			3 / 4	75
Direct Goal Shots								
6-meter Shots	1 / 1	100	1 / 1	100	1 / 3	33		
1-Point Spin Shots							1 / 1	100



Results

Chinese Taipei 0 vs 2 Paraguay

REFEREES:

Diaz Mery (ARG)
Mac Coll Lorena (ARG)

1st Period: 14 - 26

2nd Period: 16 - 19

Running Score

TPE - PAR

1st Period

0 : 2 LEIVA D.
LIN P. 2 : 2
CHAO Y. 4 : 2
4 : 4 UGARRIZA D ANATRO S.
4 : 6 GAONA A.
4 : 8 GAONA A.
CHAO Y. 6 : 8
6 : 10 BRITEZ A.
6 : 12 BRITEZ A.
LIN P. 8 : 12
8 : 14 GAONA A.
8 : 15 GAONA A.
TSAI P. 10 : 15
10 : 17 LEIVA D.
10 : 19 BRITEZ A.
TSAI P. 12 : 19
12 : 21 MIRANDA V.
12 : 23 BRITEZ A.
12 : 24 GAONA A.
TSAI P. 14 : 24
14 : 26 GAONA A.

2nd Period

KE X. 2 : 0
2 : 2 LEIVA D.
CHAO Y. 4 : 2
4 : 3 GAONA A.
4 : 5 UGARRIZA D ANATRO S.
4 : 7 GAONA A.
LIN P. 6 : 7
6 : 9 UGARRIZA D ANATRO S.
YAN Y. 8 : 9
8 : 11 UGARRIZA D ANATRO S.
8 : 13 BRITEZ A.
8 : 15 GAONA A.
8 : 17 BRITEZ A.
LIN P. 10 : 17
CHAO Y. 12 : 17
12 : 18 GAONA A.
LIN P. 14 : 18
14 : 19 BRITEZ A.
YAN Y. 16 : 19

TPE - Chinese Taipei

No.	Name	Technical skills					
		Assists	Steals	Blocked Shots	Received 6m Fouls	Penalty Fouls	Turnovers
2	LIN Pinchun				1		2
7	LIN Hungwen						1
11	YAN Yujia						1
12	SHEN Yunting						1
14	CHAO Yuchen	4			1		
15	CHEN Shufen			1		1	
17	CHAN Yuchen			1			
20	TSAI Peiling	4			2		2
27	KE Xinping						2
Team							
Totals		8		2	4	1	9

PAR - Paraguay

No.	Name	Technical skills					
		Assists	Steals	Blocked Shots	Received 6m Fouls	Penalty Fouls	Turnovers
6	GUEYRAUD ROBLEDO Alice Naomi					2	
7	MIRANDA Veronica						
8	VILLALBA Guadalupe	1	2	1		1	
9	BRITEZ Alma	3					1
10	GAONA Andrea	8					1
11	FRANCO Tatiana		3	2		1	
12	SANCHEZ Jeanine						
13	LEIVA Darlene						1
15	UGARRIZA D ANATRO Sofia	2			1		1
Team							
Totals		14	5	3	1	4	4

Legend:

%	Efficiency	1-Pt	1-Point-Shots	1-Pt Spin	1-Point-Spinshots	D	Disqualifications
DR	Disqualifications with Report	No.	Uniform Number	P6m	6m Penalty Shots	Spin	Spinshots
SUS	Suspension						

MATCH AND REFEREES REPORT

BEACH HANDBALL

<input checked="" type="checkbox"/>	Youth Olympics
<input type="checkbox"/>	WCh
<input type="checkbox"/>	Int. Match

<input type="checkbox"/>	Qual.Match
<input type="checkbox"/>	Qual. Tournament
<input checked="" type="checkbox"/>	Final tournament

<input type="checkbox"/>	Men
<input type="checkbox"/>	Men's J
<input type="checkbox"/>	Men's Y

<input checked="" type="checkbox"/>	Women
<input type="checkbox"/>	Women's J
<input type="checkbox"/>	Women's Y

Matchnumber

W55

A / Home Team

B / Away Team

Final Result

Hungary			Netherlands			
Place	Court No.	Date	Time	Spectators	TV	Report follows
Buenos Aires	Central	13/10/2018	15:00		YES	NO

2 : 0

No.	Team A	P	SUS	SUS	D	DR
1	HADFI Greta	4				
2	BRAUN Csenge	15				
8	LERANT Sara	12				
9	PINTER Klaudia					
11	BENZSAY Rebeka	2				
16	MATEFI Dalma					
26	GAJDOS Dorottya	3				
32	KIRALY Reka					
46	LANDI Gabriella		17:04			
A	PINIZSI Zoltan					
B	GYORI Agnes					
C						
D						
Sig. Off.		TTO	9:11		8:03	

No.	Team B	P	SUS	SUS	D	DR
5	van EDE Marit	2				
6	CRAJE Marit	2				
7	van der MEIJ Amber	4				
8	van der LINDEN Lieke					
9	BUTER Anna	6	3:50			
10	KLESSER Lynn	9				
12	van GIERSBERGEN Zoe	4				
18	METZ Nyah	4				
23	BAKKER Lisanne					
A	MULDER Harald Hein					
B	ter HORST Serge					
C						
D						
Sig. Off.		TTO			3:59	

Referees	NOC	Signature
1	CARDONE L.	ITA
2	MANUELE S.	ITA

Technical Delegates	NOC	Signature
A	BESLIJA E.	MNE
B	NAVARRETE C.	MEX

1st Period					
A	P	B	A	P	B
	1			23	
2	2	18		24	
	3			25	
8	4	12		26	
	5			27	
2	6	18		28	
	7			29	
1	8	12		30	
8	9			31	
2	10	6		32	
	11	10		33	
11	12			34	
	13	9		35	
1	14			36	
8	15			37	
26	16			38	
	17			39	
	18			40	
	19			41	
	20			42	
	21			43	
	22			44	

2nd Period					
A	P	B	A	P	B
	1			23	
26	2	7		24	
	3			25	
8	4	10		26	
	5			27	
2	6	10		28	
	7			29	
8	8	5		30	
	9			31	
2	10	10		32	
	11			33	
2	12	9		34	
8	13			35	
8	14	10		36	
	15			37	
8	16	7		38	
2	17			39	
	18	9		40	
2	19			41	
2	20			42	
	21			43	
	22			44	

1st Period	16 - 13	2nd Period	20 - 18
Result	1 - 0	Result	1 - 0
"Shoot-out"		Shootout	
		Result	

Team A

N									
DG									
P									

Team B

N									
DG									
P									

Legend:
D Disqualification
No. Players Number
TO Team Timeout
DG Direct Goal
Off. Official
DR Disqualification with Report
P Goal Points
GG Golden Goal
SUS Suspension



Results

Match W55
Hungary 2 vs 0 Netherlands
REFEREES:

 Cardone Luciano (ITA)
 Manuele Sebastiano (ITA)

1st Period: 16 - 13
2nd Period: 20 - 18
HUN - Hungary

Headcoach: PINIZSI Zoltan

Team time outs: 2

No.	Name	Total				Goals / Shots							Punishments		
		Points	Goals	Shots	%	1-Pt All	1-Pt Spin	Spin	In-flight	Specialist	Direct Goal	P6m	SUS	D	DR
1	HADFI Greta	4	2	3	67						2 / 3				
2	BRAUN Csenge	15	9	12	75	3 / 3		1 / 1		4 / 6		1 / 2			
8	LERANT Sara	12	8	10	80	4 / 4		4 / 6							
9	PINTER Klaudia		0	4	0					0 / 4					
11	BENZSAY Rebeka	2	1	1	100			1 / 1							
16	MATEFI Dalma														
26	GAJDOS Dorottya	3	2	5	40	1 / 3		1 / 2							
32	KIRALY Reka														
46	LANDI Gabriella												1		
Totals		36	22	35	63	8 / 10		7 / 10		4 / 10	2 / 3	1 / 2	1		

No.	Goalkeeper	Total			Saves / Shots						
		Saves	Shots	%	1-Pt All	1-Pt Spin	Spin	In-flight	Specialist	Direct Goal	P6m
1	HADFI Greta	5	19	26	0 / 1		2 / 10	2 / 3	1 / 5		
16	MATEFI Dalma	2	3	67			2 / 3				
Totals		7	23	30	0 / 1		4 / 13	2 / 4	1 / 5		

NED - Netherlands

Headcoach: MULDER Harald Hein

Team time outs: 1

No.	Name	Total				Goals / Shots							Punishments		
		Points	Goals	Shots	%	1-Pt All	1-Pt Spin	Spin	In-flight	Specialist	Direct Goal	P6m	SUS	D	DR
5	van EDE Marit	2	1	4	25			0 / 2		1 / 2					
6	CRAJE Marit	2	1	2	50					1 / 2					
7	van der MEIJ Amber	4	2	3	67			2 / 3							
8	van der LINDEN Lieke		0	1	0						0 / 1				
9	BUTER Anna	6	3	3	100			3 / 3					1		
10	KLESSEER Lynn	9	5	9	56	1 / 1		3 / 6	1 / 2						
12	van GIERSBERGEN Zoe	4	2	3	67					2 / 3					
18	METZ Nyah	4	2	3	67			1 / 1	1 / 2						
23	BAKKER Lisanne														
Totals		31	16	28	57	1 / 1		9 / 15	2 / 4	4 / 7	0 / 1		1		

No.	Goalkeeper	Total			Saves / Shots						
		Saves	Shots	%	1-Pt All	1-Pt Spin	Spin	In-flight	Specialist	Direct Goal	P6m
8	van der LINDEN Lieke	3	9	33	1 / 4		0 / 1		1 / 2	1 / 2	
23	BAKKER Lisanne	1	17	6	1 / 6		0 / 6		0 / 3	0 / 1	0 / 1
Totals		4	26	15	2 / 10		0 / 7		1 / 5	1 / 3	0 / 1

Team Comparison

	1st Period				2nd Period			
	Hungary		Netherlands		Hungary		Netherlands	
	Goals/Shots	%	Goals/Shots	%	Goals/Shots	%	Goals/Shots	%
In-flight Shots			1 / 3	33			1 / 1	100
Spin Shots	2 / 5	40	2 / 4	50	5 / 5	100	7 / 11	64
Specialist Shots	1 / 5	20	3 / 4	75	3 / 5	60	1 / 3	33
1-Point Shots	4 / 4	100	1 / 1	100	4 / 6	67		
Direct Goal Shots	2 / 3	67	0 / 1	0				
6-meter Shots	1 / 2	50						
1-Point Spin Shots								



Results

Hungary 2 vs 0 Netherlands

REFEREES:

 Cardone Luciano (ITA)
 Manuele Sebastiano (ITA)

1st Period: 16 - 13

2nd Period: 20 - 18

Running Score

HUN - NED

1st Period

0 : 2 METZ N.
 BRAUN C. 2 : 2
 LERANT S. 4 : 2
 BRAUN C. 6 : 2
 6 : 4 VAN GIERSBERGEN Z.
 HADFI G. 8 : 4
 LERANT S. 9 : 4
 BRAUN C. 10 : 4
 10 : 6 METZ N.
 10 : 8 VAN GIERSBERGEN Z.
 BENZSAY R. 12 : 8
 12 : 10 CRAJE M.
 HADFI G. 14 : 10
 14 : 11 KLESSER L.
 LERANT S. 15 : 11
 GAJDOS D. 16 : 11
 16 : 13 BUTER A.

HUN - Hungary

No.	Name	Technical skills					
		Assists	Steals	Blocked Shots	Received 6m Fouls	Penalty Fouls	Turnovers
1	HADFI Greta						
2	BRAUN Csenge				1		1
8	LERANT Sara	1					
9	PINTER Klaudia						
11	BENZSAY Rebeka						
16	MATEFI Dalma						
26	GAJDOS Dorottya	4	1		1		1
32	KIRALY Reka		2	2			
46	LANDI Gabriella						
Team							
Totals		5	3	2	2		2

NED - Netherlands

No.	Name	Technical skills					
		Assists	Steals	Blocked Shots	Received 6m Fouls	Penalty Fouls	Turnovers
5	van EDE Marit	2		1		1	2
6	CRAJE Marit						1
7	van der MEIJ Amber	1		1			
8	van der LINDEN Lieke						1
9	BUTER Anna	3	1			1	2
10	KLESSER Lynn	3					1
12	van GIERSBERGEN Zoe						4
18	METZ Nyah	2					2
23	BAKKER Lisanne						
Team							
Totals		11	1	2		2	13

2nd Period

0 : 2 VAN DER MEIJ A.
 GAJDOS D. 2 : 2
 LERANT S. 4 : 2
 BRAUN C. 6 : 2
 6 : 4 KLESSER L.
 LERANT S. 8 : 4
 BRAUN C. 10 : 4
 10 : 6 KLESSER L.
 BRAUN C. 12 : 6
 LERANT S. 13 : 6
 13 : 8 VAN EDE M.
 LERANT S. 14 : 8
 14 : 10 KLESSER L.
 LERANT S. 16 : 10
 16 : 12 BUTER A.
 BRAUN C. 17 : 12
 17 : 14 KLESSER L.
 BRAUN C. 19 : 14
 19 : 16 VAN DER MEIJ A.
 BRAUN C. 20 : 16
 20 : 18 BUTER A.

Legend:

%	Efficiency	1-Pt	1-Point-Shots	1-Pt Spin	1-Point-Spinshots	D	Disqualifications
DR	Disqualifications with Report	No.	Uniform Number	P6m	6m Penalty Shots	Spin	Spinshots
SUS	Suspension						

MATCH AND REFEREES REPORT

BEACH HANDBALL

<input checked="" type="checkbox"/>	Youth Olympics
<input type="checkbox"/>	WCh
<input type="checkbox"/>	Int. Match

<input type="checkbox"/>	Qual.Match
<input type="checkbox"/>	Qual. Tournament
<input checked="" type="checkbox"/>	Final tournament

<input type="checkbox"/>	Men
<input type="checkbox"/>	Men's J
<input type="checkbox"/>	Men's Y

<input checked="" type="checkbox"/>	Women
<input type="checkbox"/>	Women's J
<input type="checkbox"/>	Women's Y

Matchnumber

W56

A / Home Team

B / Away Team

Final Result

Argentina			Croatia			
Place	Court No.	Date	Time	Spectators	TV	Report follows
Buenos Aires	Central	13/10/2018	17:00		YES	NO

2 : 0

No.	Team A	P	SUS	SUS	D	DR
2	BALSAS Lucila					
3	BENEDETTI GORGA Caterina	8				
5	CORIMBERTO Fiorella	2				
7	AIZEN Belen	2				
9	PONCE Carolina	10				
10	TURNES Zoe					
13	BONOMI Gisella	10				
15	RIADIGOS Jimena					
16	SOTO Rosario					
A	BRUNATI Leticia					
B	FERRARO Sebastian					
C	SANZ Gustavo Andres					
D						
Sig. Off.	TTO				8:26	

No.	Team B	P	SUS	SUS	D	DR
1	LOVRENCEVIC Petra					
2	SLADIC Sasa					
3	VOJNOVIC Nika	4				
4	LUKSIC Anja Vida	12				
5	BANIC Rea	2				
6	TUPEK Mia	2				
9	PERENCEVIC Vanja					
10	BOSNJAK Mia		17:00			
11	MALEC Ana	6				
A	KANJUGOVIC Iva					
B	OSTOIC Sinisa					
C						
D						
Sig. Off.	TTO		5:42			

Referees	NOC	Signature
1	GOMER M.	SWE
2	GOMER J.	SWE

Technical Delegates	NOC	Signature
A	SABOVIK I.	SVK
B	WESTHAUSLER D.	GER

1st Period					
A	P	B	A	P	B
	1			23	
13	2	4		24	
	3			25	
13	4	4		26	
	5			27	
9	6	4		28	
	7			29	
3	8	4		30	
	9			31	
9	10	3		32	
	11			33	
9	12			34	
	13			35	
3	14			36	
	15			37	
	16			38	
	17			39	
	18			40	
	19			41	
	20			42	
	21			43	
	22			44	

2nd Period					
A	P	B	A	P	B
	1			23	
5	2	5		24	
	3			25	
9	4	11		26	
	5			27	
13	6	11		28	
	7			29	
13	8	3		30	
	9			31	
13	10	6		32	
	11			33	
9	12	4		34	
	13			35	
3	14	4		36	
	15			37	
7	16	11		38	
	17			39	
3	18			40	
	19			41	
	20			42	
	21			43	
	22			44	

1st Period	14 - 10	2nd Period	18 - 16
Result	1 - 0	Result	1 - 0
"Shoot-out"		Shootout	
		Result	

Team A

N									
DG									
P									

Team B

N									
DG									
P									

Legend:
D Disqualification **DG** Direct Goal
No. Disqualification with Report **DR** Disqualification with Report
TO Team Timeout **Off.** Official **P** Goal Points **GG** Golden Goal
SUS Suspension



Results

Match W56
Argentina 2 vs 0 Croatia
REFEREES:

 Gomer Martin (SWE)
 Gomer Johan (SWE)

1st Period: 14 - 10
2nd Period: 18 - 16
ARG - Argentina

Headcoach: BRUNATI Leticia

Team time outs: 1

No.	Name	Total				Goals / Shots							Punishments			
		Points	Goals	Shots	%	1-Pt All	1-Pt Spin	Spin	In-flight	Specialist	Direct Goal	P6m	SUS	D	DR	
2	BALSAS Lucila															
3	BENEDETTI GORGA Caterina	8	4	6	67	0 / 1		1 / 2					3 / 3			
5	CORIMBERTO Fiorella	2	1	1	100				1 / 1							
7	AIZEN Belen	2	1	2	50	0 / 1			1 / 1							
9	PONCE Carolina	10	5	6	83					5 / 6						
10	TURNES Zoe															
13	BONOMI Gisella	10	5	7	71				5 / 7							
15	RIADIGOS Jimena															
16	SOTO Rosario															
Totals		32	16	22	73	0 / 2		1 / 2	7 / 9	5 / 6			3 / 3			

No.	Goalkeeper	Total			Saves / Shots						
		Saves	Shots	%	1-Pt All	1-Pt Spin	Spin	In-flight	Specialist	Direct Goal	P6m
16	SOTO Rosario	4	17	24			4 / 13	0 / 1	0 / 3		
Totals		4	17	24			4 / 13	0 / 1	0 / 3		

CRO - Croatia

Headcoach: KANJUGOVIC Iva

Team time outs: 1

No.	Name	Total				Goals / Shots							Punishments			
		Points	Goals	Shots	%	1-Pt All	1-Pt Spin	Spin	In-flight	Specialist	Direct Goal	P6m	SUS	D	DR	
1	LOVRENCEVIC Petra															
2	SLADIC Sasa															
3	VOJNOVIC Nika	4	2	3	67			1 / 2	1 / 1							
4	LUKSIC Anja Vida	12	6	10	60			6 / 10								
5	BANIC Rea	2	1	3	33			1 / 3								
6	TUPEK Mia	2	1	4	25			1 / 4								
9	PERENCEVIC Vanja															
10	BOSNJAK Mia													1		
11	MALEC Ana	6	3	5	60					3 / 5						
Totals		26	13	25	52			9 / 19	1 / 1	3 / 5			1			

No.	Goalkeeper	Total			Saves / Shots						
		Saves	Shots	%	1-Pt All	1-Pt Spin	Spin	In-flight	Specialist	Direct Goal	P6m
1	LOVRENCEVIC Petra	3	11	27	1 / 1		1 / 1	0 / 2	1 / 5		0 / 2
2	SLADIC Sasa	0	8	0			0 / 1	0 / 5	0 / 1		0 / 1
Totals		3	19	16	1 / 1		1 / 2	0 / 7	1 / 6		0 / 3

Team Comparison

	1st Period				2nd Period			
	Argentina		Croatia		Argentina		Croatia	
	Goals/Shots	%	Goals/Shots	%	Goals/Shots	%	Goals/Shots	%
In-flight Shots	2 / 3	67	1 / 1	100	5 / 6	83		
Spin Shots	0 / 1	0	4 / 11	36	1 / 1	100	5 / 8	63
Specialist Shots	3 / 4	75	0 / 1	0	2 / 2	100	3 / 4	75
1-Point Shots					0 / 2	0		
Direct Goal Shots								
6-meter Shots	2 / 2	100			1 / 1	100		
1-Point Spin Shots								



SAT 13 OCT 2018

Start Time: 17:00

Results

Argentina 2 vs 0 Croatia

REFEREES:

Gomer Martin (SWE)
Gomer Johan (SWE)

1st Period: 14 - 10

2nd Period: 18 - 16

ARG - Argentina

No.	Name	Technical skills					
		Assists	Steals	Blocked Shots	Received 6m Fouls	Penalty Fouls	Turnovers
2	BALSAS Lucila						
3	BENEDETTI GORGA Caterina						3
5	CORIMBERTO Fiorella	2			1		
7	AIZEN Belen	1		1			
9	PONCE Carolina	1			1		
10	TURNES Zoe		1				
13	BONOMI Gisella	1		1	1		2
15	RIADIGOS Jimena		1	1			
16	SOTO Rosario						
Team							
Totals		5	2	3	3		5

CRO - Croatia

No.	Name	Technical skills					
		Assists	Steals	Blocked Shots	Received 6m Fouls	Penalty Fouls	Turnovers
1	LOVRENCEVIC Petra						
2	SLADIC Sasa						
3	VOJNOVIC Nika						2
4	LUKSIC Anja Vida	1					
5	BANIC Rea	7				1	2
6	TUPEK Mia	1				1	1
9	PERENCEVIC Vanja						
10	BOSNJAK Mia					1	
11	MALEC Ana						
Team							
Totals		9				3	5

Running Score

ARG - CRO

1st Period

BONOMI G.	2 : 0		
	2 : 2	LUKSIC A.	
	2 : 4	LUKSIC A.	
BONOMI G.	4 : 4		
	4 : 6	LUKSIC A.	
PONCE C.	6 : 6		
BENEDETTI GORGA C.	8 : 6		
PONCE C.	10 : 6		
PONCE C.	12 : 6		
	12 : 8	LUKSIC A.	
BENEDETTI GORGA C.	14 : 8		
	14 : 10	VOJNOVIC N.	

2nd Period

CORIMBERTO F.	2 : 0		
	2 : 2	BANIC R.	
PONCE C.	4 : 2		
	4 : 4	MALEC A.	
BONOMI G.	6 : 4		
BONOMI G.	8 : 4		
	8 : 6	MALEC A.	
	8 : 8	VOJNOVIC N.	
BONOMI G.	10 : 8		
PONCE C.	12 : 8		
BENEDETTI GORGA C.	14 : 8		
	14 : 10	TUPEK M.	
AIZEN B.	16 : 10		
	16 : 12	LUKSIC A.	
BENEDETTI GORGA C.	18 : 12		
	18 : 14	LUKSIC A.	
	18 : 16	MALEC A.	

Legend:

%	Efficiency	1-Pt	1-Point-Shots	1-Pt Spin	1-Point-Spinshots	D	Disqualifications
DR	Disqualifications with Report	No.	Uniform Number	P6m	6m Penalty Shots	Spin	Spinshots
SUS	Suspension						



Official Communication

Item: 1

Rescheduling Women's Final Match

Women's Final Match rescheduled from 16:40 to 17:00 (local time) on request of OBS and approval of IOC.

Issued by: IHF
Time: 14:23
Date: 13 OCT 2018

This decision affects: Results
Schedule
Other

X



Competition Officials

As of FRI 05 OCT 2018

Function	Name	Organization
Event Delegate:	Dr HASSAN Moustafa	EGY - Egypt
Technical Officials (incl. Medical Officials):	HEIM Attila	HUN - Hungary
	BESLIJA Emir	MNE - Montenegro
	CARDONE Ciro	ITA - Italy
	WESTHÄUSLER Denise	GER - Germany
	KAVCIC Mateja	SLO - Slovenia
	PERKINS Garrett	USA - United States of America
	NAVARETTE Cristian Anuar	MEX - Mexico
	SABOVIK Ivan	SVK - Slovakia
Referee Couples:	DIAZ Mery Laura	ARG - Argentina
	MAC COLL Lorena	ARG - Argentina
	ASSIS Flavio	BRA - Brazil
	DOS SANTOS Sydiney Antonio	BRA - Brasil
	A. MAJEED Hani Shakir	BRN - Bahrain
	MOHAMMAD Hassan Shamsan	BRN - Bahrain
	VIDOVIC Tea	CRO - Croatia
	VISNJIC Natasa	CRO - Croatia
	CARDONE Luciano	ITA - Italy
	MANUELE Sebastiano	ITA - Italy
	GAWEL Ana	POL - Poland
	JAWORSKA Edyta	POL - Poland
	MANDAK Boris	SVK - Slovakia
	RUNDISKY Mario	SVK - Slovakia
	GOMER Johan	SWE - Sweden
	GOMER Martin	SWE - Sweden
IHF Head Office:	BOSHKOSKI Hristo	MKD - Former Yugoslav Rep. Macedonia
	Giampiero MASI	ITA - Italy
	Fernando POSADA	ESP - Spain
	Panos ANTONIOU	CYP - Cyprus
	Burak TEZCAN	TUR - Turkey
	Sasa KUBUROVIC	SRB - Serbia
IHF Head Media:	McSTEEN Andrew	GBR - Great Britain

BUENOS AIRES 2018

